

2013 Program Report Card: University of Connecticut Student Financial Aid

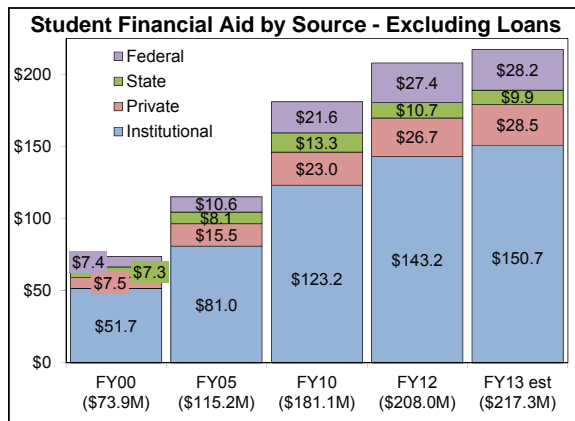
Quality of Life Result: Student financial assistance provides access to an affordable, high quality education and enables the University to prepare students who will enhance the long term economic development, meet workforce needs and improve the overall quality of life for Connecticut residents.

Contribution to Result: Through outreach at high schools, early awareness programs, and consumer information, the University actively communicates that financial aid is available to those who qualify, criteria, application process, and timing.

| Program Expenditures (\$M) | State Funding | Federal Funding | Other Funding | Total Funding |
|----------------------------|---------------|-----------------|---------------|---------------|
| Actual FY12 | \$10.7 | \$27.4 | \$347.0 | \$385.1 |
| Estimated FY13 | \$9.9 | \$28.2 | \$354.5 | \$392.5 |

Partners: Students and families, State Office of Higher Education, Federal Department of Education, public/private high schools, local outreach programs, UConn Foundation, Student Support Services and Corporate Partners.

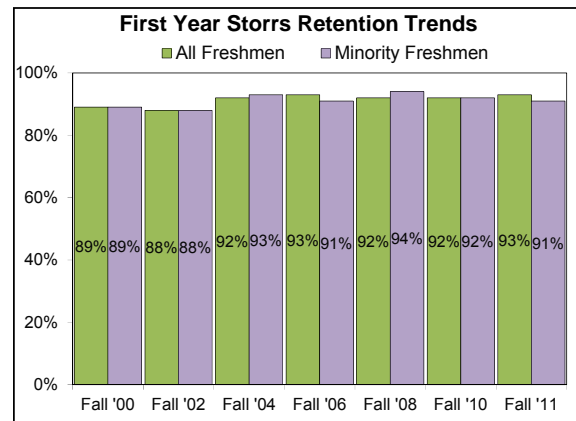
How Much Did We Do? Institutional Funding



Story behind the baseline: This graph illustrates the various funding sources that comprise the financial aid program. Institutionally funded financial aid rose by 191% since FY00. UConn consistently allocates more than the state mandated 15% of Net Tuition Revenue towards need based financial aid (17.8% in FY13). Funding cuts from state and/or institutional sources could impact our ability to maintain financial aid packaging policies.

Trend: ▲

How Well Did We Do It? Enrollment, Retention & Financial Aid Packages



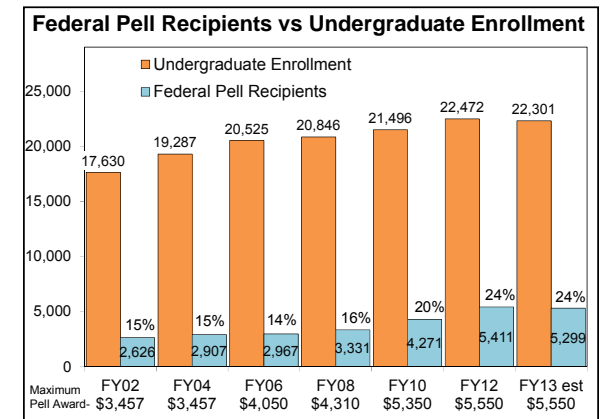
| | Fall '00 | Fall '02 | Fall '04 | Fall '06 | Fall '08 | Fall '10 | Fall '12 | Change Fall '00-'12 |
|-----------------------------|----------|----------|----------|----------|----------|----------|----------|---------------------|
| # of Financial Aid Packages | 8,616 | 9,560 | 11,408 | 12,619 | 13,227 | 16,743 | 17,152 | 99.1% |
| Undergraduate Enrollment | 16,681 | 18,662 | 20,151 | 20,784 | 21,372 | 21,881 | 22,301 | 33.7% |

Story behind the baseline: The increased number of financial aid packages from Fall '00 to Fall '12 has helped more and more students stay in school as evidenced by increased retention rates for all students, particularly minority students over the same period of time. Funding cuts from the state and/or institution could increase the financial barriers to enroll in

college, stay in college and graduate in a timely fashion.

Trend: ▲

How Well Did We Do It? Federal Pell Grant Recipients



Story behind the baseline: From FY02 to FY13, the amount of Federal Pell Grant recipients as a percentage of undergraduate enrollment has grown from 15% to 24%. During this same period, undergraduate enrollment increased 26% while the number of Pell recipients increased 102%. The maximum Pell

2013 Program Report Card: **University of Connecticut Student Financial Aid**

Quality of Life Result: Student financial assistance provides access to an affordable, high quality education and enables the University to prepare students who will enhance the long term economic development, meet workforce needs and improve the overall quality of life for Connecticut residents.

Contribution to Result: Through outreach at high schools, early awareness programs, and consumer information, the University actively communicates that financial aid is available to those who qualify, criteria, application process, and timing.

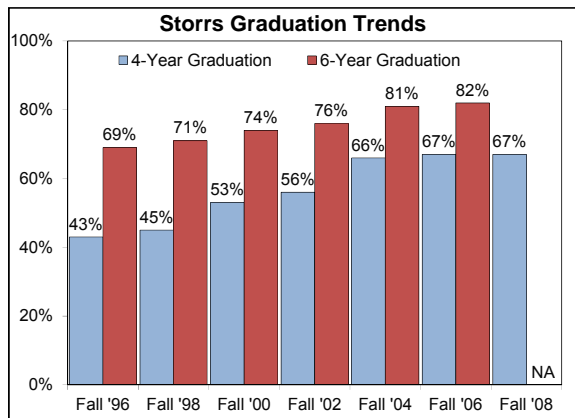
| Program Expenditures (\$M) | State Funding | Federal Funding | Other Funding | Total Funding |
|-----------------------------------|----------------------|------------------------|----------------------|----------------------|
| Actual FY12 | \$10.7 | \$27.4 | \$347.0 | \$385.1 |
| Estimated FY13 | \$9.9 | \$28.2 | \$354.5 | \$392.5 |

Partners: Students and families, State Office of Higher Education, Federal Department of Education, public/private high schools, local outreach programs, UConn Foundation, Student Support Services and Corporate Partners.

award increased 61%. The Pell recipient growth is a reflection of our active outreach to this population. Should there be cuts to federal, state and institutional funding or if funding is not approved for increases to the Federal Pell Grant program, there will be significant challenges to assisting needy students that would impact the University's ability to maintain access for this population.

Trend: ▲

Is Anyone Better Off? Graduation Rates



Story behind the baseline: Among the 58 public research peer universities, the fall 2005 4-year rate of 68% ranks 5th and the 6-year rate of 83% ranks 12th. The removal of financial obstacles enables students to complete their degrees faster. Financial aid removes barriers to enrollment and progress toward degree attainment. Cuts to funding would disrupt student progress.

Trend: ▲

Proposed actions to turn the curve: Due to the difficult economic climate, future resources for financial aid may be limited and will present challenges.

The University will actively monitor outreach initiatives and explore new opportunities to engage these students. Moving forward, the University will monitor, review and revise policies that will assist this population in maximizing their Federal Pell Grant eligibility.

In partnership with the UConn Foundation, the University will continue to seek alternative funding sources for financial aid. Increases in private funding will mitigate the impact of reductions in financial aid and maintain the positive retention and graduation trends.

Online initiatives will assist students in obtaining the classes they need to graduate. Alternative methods of course delivery will assist our students in graduating on time and reducing the total cost of education.