



Finance, Revenue and Bonding Committee
General Bonding Subcommittee

-March 31, 2021-

Co-Chairs, Ranking Members, and Members of the Committee, thank you for giving us the opportunity to update you on the transformative building initiatives that you have made possible at the University of Connecticut. My name is Thomas Katsouleas, and I am delighted to be sharing this information with you as the President of the University of Connecticut. Joining me today are Scott Jordan, Executive Vice President for Administration and Chief Financial Officer, Laura Cruickshank, Associate Vice President, Master Planner and Chief Architect and from UConn Health Dr. Andy Agwunobi, CEO and Executive Vice President for Health Affairs, Jeff Geoghegan, Chief Financial Officer and Tom Trutter, Vice President, Campus Planning, Design and Construction. Attached to this testimony is information on the University capital program you may find useful.

At your convenience, I encourage you to take a few minutes to view three videos showcasing [what it means to be a Husky](#), an overview of our [research enterprise](#) and UConn Health - [The Power of Possible](#).

It seems only appropriate that I begin my testimony reflecting on what is consuming our state and country – COVID-19 and getting back too normal. I am inspired and proud of the way the University stepped up to the unprecedented challenge of the COVID-19 pandemic. Students, staff, and faculty members across our entire University have demonstrated tenacity and strength that would be the envy of any championship team. Partnerships and workgroups emerged that had never collaborated before. Leadership has appeared at all levels of the institution and the silos that are often referenced in academic settings, evaporated. Teams were centered on creating the best and safest environment for our students and employees. But the greatest credits go to our students, the vast majority of whom were careful and cautious, and followed the rules that helped keep the prevalence of the virus extremely low on our campuses.

I also think of the frontline workers at UConn Health whose selfless dedication saved countless lives during the worst of the pandemic. I think of the central warehouse staffers who distributed personal protective equipment, the facilities staffers who made classrooms and residence halls safe for our students, the entire staff of Student Health and Wellness, the faculty researchers who converted their genomics research to detecting COVID in wastewater and the behavioral health scholars who developed protocol adoption strategies. I think of the faculty members who so rapidly developed courses on the pandemic and on anti-Black racism, to respond to students need to understand the events around them, and in doing so created two of the most popular classes in UConn history. I think of the people who worked to make our transition to remote instruction a success; the people who assembled COVID-19 testing kits, administered vaccines, and collected samples, manufactured face shields, and worked to ensure our values of diversity and inclusion were not lost in the response to the pandemic.

Turning to the Capital Program, the University has benefitted tremendously from the UCONN 2000 Infrastructure Improvement Program established by the General Assembly in 1995. We are now in the third phase of this 32-year program, which is designed to modernize, rehabilitate, and dramatically expand the physical plant of the University. This phase, which extends through FY27, includes the NextGenCT and the Bioscience Connecticut initiatives. The Bioscience initiative at UConn Health, completed in 2018 and the NextGenCT program at Storrs and the Regional Campuses is moving along aggressively.

Since the beginning of UCONN 2000, we have seen improvements in nearly every facet of the University. as evidenced by the successes I highlighted a moment ago.

UConn Bonding Request

We are grateful the Governor's proposed capital program maintains UCONN 2000 funding of \$190.5 million in FY22 and \$125.1 million in FY23 as specified in State statute and we ask the committee to maintain this level of funding. It is imperative to recognize that this long-term capital program phases project funds over multiple years. This funding will support years 8 and 9 of the 13-year capital program. Numerous projects are currently in construction with required funding to be allotted in these future years. To avoid additional costs associated with delaying or shutting down projects in construction, it is critical that planned levels of capital funding remain intact to support these interdependent projects and to assist in the State's economic recovery from the COVID crisis through creation and/or preservation of thousands of construction jobs.

Next Generation Connecticut Capital Program Overview

In 2013, building upon the success of the strategic investments made in our capital program, the General Assembly enacted NextGenCT. The original goals of the program were to hire and support outstanding faculty, train graduates to meet the future workforce needs of Connecticut, develop preeminence in our research and innovation programs, and initiate research and industry partnerships that lead to economic development. The cornerstone of this effort is the development of new facilities and renovation of critical infrastructure. The capital component of NextGenCT is progressing rapidly and supporting my priority to double research and scholarship at UConn over the next 7-10 years. Not only will this increased research bring in an additional quarter billion dollars a year in federal funding to our state, but it will also help to translate more University discoveries into licenses, patents, start-ups, and jobs.

Since the NextGenCT initiative began in the fall 2013, we have funded 174 new faculty (98 in STEM fields) and enrolled 2,070 additional undergraduate students (with 1,242 or 63% more in engineering). We have graduated 35% more STEM undergraduates since NextGenCT began. Our faculty also made dramatic increases in research productivity at Storrs during this time. For example:

- Research awards increased by \$86M or 91%; and
- Research proposals increased by \$116M or 20%.

Now in its seventh year, the NextGenCT initiative is moving forward, making strategic investments in Connecticut's future, laying critical groundwork for economic development, and creating hundreds of construction jobs in the process.

Major investment has been necessary to support new and renovated laboratories for STEM research and teaching, classrooms, academic support, residence halls, parking, utilities, information technology, equipment, and critical infrastructure upgrades.

Since NextGenCT began, we have:

- Completed a new 212,000 square foot residence hall, which is home to approximately 730 STEM students;
- Opened a 115,000 square foot Engineering and Science building;
- Completed the new downtown Hartford Campus and the Stamford Residential Housing facility (summer 2017);

- Completed major infrastructure repairs and upgrades across all of Storrs Campus such as steam line replacements, sewer system upgrades, a supplemental water supply, and various other underground utility improvements;
- Completed a new 30,000 square foot Production Facility and major renovations to the Fine Arts facilities;
- Completed phase I and phase II is underway of the renovation of the Gant Science Complex – a 285,000 square foot science and engineering complex; and
- Finished major renovations to numerous facilities, including academic buildings.

With construction currently underway, the STEM Research Center Science 1 building is a keystone in the effort to fulfill the mandates of NextGenCT and will provide critical new research facilities for the existing and new STEM faculty. The 198,000 square foot research facility is designed to meet some of the current and future programmatic requirements of the University as it seeks to balance the anticipated rise in student enrollment in STEM programs with future programmatic research needs. Completion of this significant building is expected by Fall 2022. Multiple major infrastructure improvements as well as construction of a new Supplemental Utility Plant are also underway to support this new building as well as existing facilities. The University is moving forward on several other projects to meet the needs of our expanded enrollment and faculty teaching and research requirements.

University Highlights and Successes

Despite COVID's challenges, UConn remains one of the many stars that make up the constellation of higher education institutions here in Connecticut. As the state's public flagship university and the only public research and academic medical center in the state, we continue to shine brightly.

Total enrollment is the highest it has ever been at 32,023, despite the fact we had to decrease our residential population from 12,040 to 4,700 to be as safe and as socially distant as possible. UConn (all campuses) enrolled its largest ever freshman class this year with 5750 students, 72% or 4,140 are in-state students. We have a robust COVID testing program that includes individual and pooled testing and wastewater surveillance for students. Testing is also available for faculty and staff. We are working with the towns of Windham, Glastonbury, and Manchester to provide wastewater surveillance testing and have the capacity to expand to more towns.

UCH has treated 826 COVID patients (as of 3/26/21). I am so proud of Andy, the leadership and all the staff who have been true heroes throughout the pandemic.

UConn received \$286 million in research funding – our best year yet; and 7 junior faculty from Engineering and our College of Liberal Arts and Sciences were announced as NSF Faculty Early Career Development Program award winners, one of the most prestigious research grants for junior faculty in the U.S. Our startup companies raised \$400M+ in private equity (as much as the prior 4 years combined). With a typical multiplier, this represents an indirect economic impact of close to \$1B. Over 100 small business companies were assisted through our Tech Park and UConn Intellectual Property is addressing COVID-19 some highlights include CaroGen's platform for vaccine, ImStem's stem cell therapy for Corona pneumonia and CT Biotech's custom protective masks.

72% of last year's instate students who graduated are living and working in CT. UConn is the single largest producer of engineers in the state, graduating more than 50% of engineers each year. These numbers help to illustrate not only the talents of our graduates, but the tremendous value UConn brings to our state.

I would now like to ask Dr. Agwunobi to speak with you about UConn Health.

**

UConn Health

I am Dr. Andy Agwunobi, CEO, UConn Health. I agree with the President, the past twelve months have been challenging for all of us. At UConn Health, however, this challenge has really brought out the best in us. I am extremely proud of the way that our faculty, staff, learners, and administrators have all risen to the test to prepare for and respond to this crisis. It has truly been a remarkable experience. And as the state's only public academic medical center, we have been able to leverage our expertise and resources in education, research, and clinical care - and to collaborate across the larger university and with other partners such as the Jackson Laboratory - to safely and effectively address the challenges that we, our patients and the state have faced this past year.

UConn Health Bonding Request: It is imperative that UConn Health keep up with maintenance of buildings on our campus to ensure that the state's investments are protected and that all facilities are current with code and accessibility requirements. FY18, marked the final year of any state bond funds approved or available for UConn Health through the *Bioscience Connecticut Capital Program*, including any deferred maintenance needs.

Based on a thorough facilities condition assessment (FCA) report completed in 2018, annual capital needs for the campus are approximately \$35 million per year. Like all other state agencies, we are asking this committee for funds to cover critical deferred maintenance, equipment and limited renovations and improvements. **We are asking for capital funds in the amount of \$57.1 million in FY22 and \$23 million in FY23.** To provide more detail, this request includes funds for vital renewal components to building systems that are beyond the normal life expectancy. Most of these components are part of systems that serve our research and education area - such as aged pumps, compressors, pipe systems, fan motors, and controls – and, if any one of these components failed, it may shut down an entire building system. There are very significant investments in lab research work and protecting these investments with reliable building infrastructure systems is of utmost importance. This request also includes funds for renovations and improvements to research, classroom, and clinical spaces. The clinical renovations are necessary to support increased patient care volumes achieved through the Bioscience Connecticut initiative. Finally, it is vital that UConn Health continue to invest in information technology security and equipment. The Governor's proposed budget does not include the amounts requested.

It is important to note that if it were not for the state's unfunded legacy costs charged to it, UConn Health would be in a better position to fund more of the upkeep required on our campus and to protect the Bioscience Connecticut investments made by the State. However, to mitigate deficits in our annual budgets due to these growing liabilities charged to us by the state and COVID clinical revenue losses, we have had to utilize funds from operating revenues that would normally have been used to fund capital expenses, including deferred maintenance projects. As a result, UConn Health continues to delay critical work to maintain the assets the state and UConn Health have already invested in.

Continuing to defer renewal of our buildings could also lead to additional costs over the long-term in the following ways:

- **Rising construction and renovation costs.** According to a national Market Outlook report, the costs associated with construction and renovations are projected to rise, trending at 4% per year. Using that assumption, deferring \$27 million of work could cost about \$1,080,000 a year.

- **Cost of Unplanned Emergencies vs. Planned Replacements.** In an emergency, contractors conducting repairs during off hours or without the proper planning, charge a premium for orderly execution of the work. This could result in 1.5 times increases labor costs.
- **Business Interruptions.** As research, education, and healthcare methods have evolved, UConn Health has required increasingly more sophisticated building engineering and systems. When a building system fails, the research, education, or healthcare work can be disrupted and lead to unforeseen costs.
- **Energy Costs.** Many of the new replacement components are much more energy efficient than the older items. In addition, upgrading the lighting, and heat/ventilation systems controls provides significant energy savings that accumulate year after year.

UConn Health Highlights and Successes

UConn Health is a vibrant, high-performing state asset, you can be proud of all our accomplishments during this unprecedented time. With an annual operating budget of over \$1.2 billion, UConn Health employs over 5100 full and part-time individuals working as physicians, dentists, mental health professionals, nurses, residents, research assistants, technicians, and many other positions. Driven in part by the state's Bioscience Connecticut investment, focused business development, marketing efforts and of course the hard work of our talented physicians, faculty and other employees, revenues have increased 60% over the past six years. We have seen 30% increases in class size with the past two incoming years the largest medical and dental student classes in history, and expansions in research awards. With extensive cost reductions, revenue enhancements and strategic growth initiatives, UConn Health has not requested deficit funding from the state in over 10 years, prior to the Covid-19 pandemic.

In addition to generating \$2.2 billion in overall economic impact to the state, UConn Health fulfills its public mission of teaching the physicians, dentists, and scientists of tomorrow and providing high-quality patient care to all residents of the state, including the under and uninsured. We have patients from every city and town in the state who use our medical and dental services. We are the single largest provider of dental care to the uninsured and underinsured in the state, and we provide much needed mental health care and other specialty services for both inpatient and outpatient at levels not supported by most other private entities.

Bioscience Connecticut Initiative Capital Program

The groundbreaking for the first Bioscience Connecticut project took place in June 2012. In 2018, all projects were completed. The UConn Health campus has been transformed into a modern, state-of-the-art academic medical center campus. Key construction projects included the Main Building Research Lab renovations, the Technology Incubator addition, which is at capacity, the Academic addition and renovations, the Outpatient Pavilion, a new hospital bed tower, Dental Care Center, and other clinical renovations, three new parking garages, and many roadway improvements both on and off campus.

In addition, several buildings past their useful life were demolished to make room for the construction of the world-renowned Jackson Laboratory for Genomic Medicine. UConn Health's campus now includes 24 buildings comprising 3.6 million gross square feet, with a current replacement value of \$1.6 billion.

Thank you for your consideration and strong support of the University of Connecticut.

UConn 2000 Capital Program



Presentation to
Finance, Revenue &
Bonding Committee

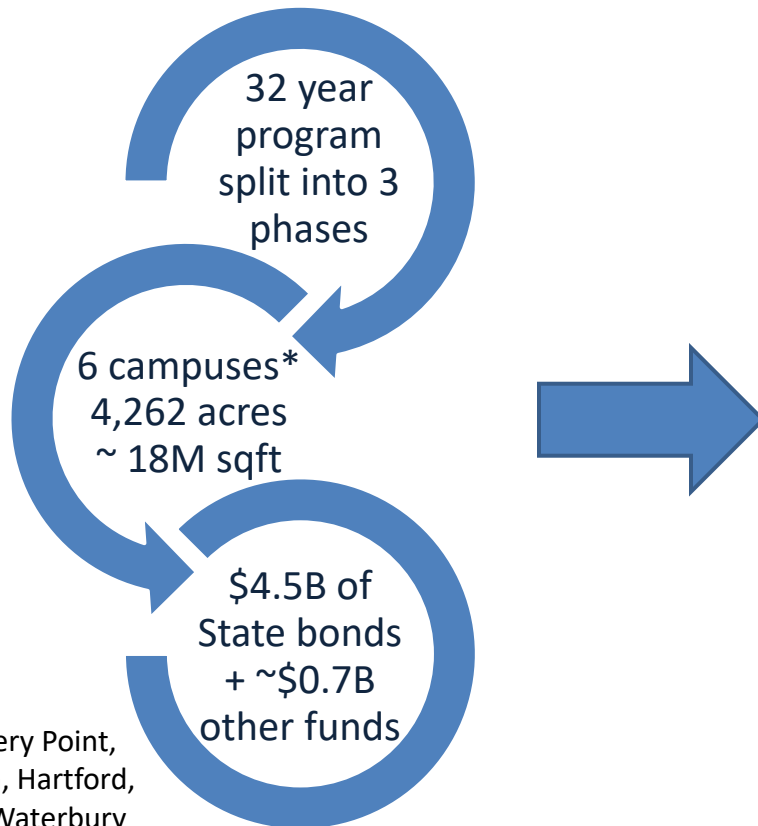
March 2021



UCONN 2000 Capital Program

The UCONN 2000 capital program will continue the transformation of modernizing, rehabilitating and expanding the physical plant of the University

Over \$4.3B in capital expenditures since FY96 from all fund sources



*Storrs, Avery Point, Farmington, Hartford, Stamford, Waterbury

Capital Expenditures (\$M)	
\$3,353.8	State-supported UCONN 2000 GO bonds
254.8	Other State-supported bonds (i.e Tech Park, Waterbury)
338.6	UConn-supported Special Obligation bonds
343.3	Non-State funds (i.e UConn operating funds, gifts)
\$4,290.5 Total Expenditures (as of 12/31/20)	

Capital Program Challenges

Instability in economy is contributing to workforce, supply chain and funding uncertainty

- COVID has created capital program risks and challenges that could result in project delays
 - Potential for workforce limitations, interruptions or unavailability – job site safety is highest priority
 - Unknown impact to supply chain for select materials
 - Future State funding is not guaranteed

- Project delays result in increased costs and reduced project scopes; current construction cost annual escalation estimated @ 4%

- Action plan:
 - Communicate major capital project status to State leaders to ensure that the essential future year funding remains intact
 - Focus on minimizing active project delays and rebidding select projects to take advantage of current market

UCONN 2000 State General Obligation Bonds

Bonding Schedule (\$M)		Statute	Status
Phase I	FY96-FY99	\$382.0	Complete
Phase II	FY00-FY05	580.0	
Phase III: Bioscience CT+	FY05-FY19	962.0	
Phase III: 21 st Century UConn	FY05-FY14	627.1	
Phase III: NextGenCT	FY15-FY20	1,128.5	Active
	FY21	260.0	
	FY22	190.5	
	FY23	125.1	
	FY24	84.7	
	FY25	56.0	
	FY26	14.0	
	FY27	9.0	
Total		\$4,282.9	

The schedule of UCONN 2000 State supported bonds, which fund the majority of the capital budget, was last revised in FY20

\$479.3M of authorized bond funds remain in FY22-FY27 for projects that are already under construction or are in design/planning

UCONN 2000 Capital Budget Plan

The remainder of NextGenCT bond funds will support the Science Program, select Academic Priorities and Deferred Maintenance

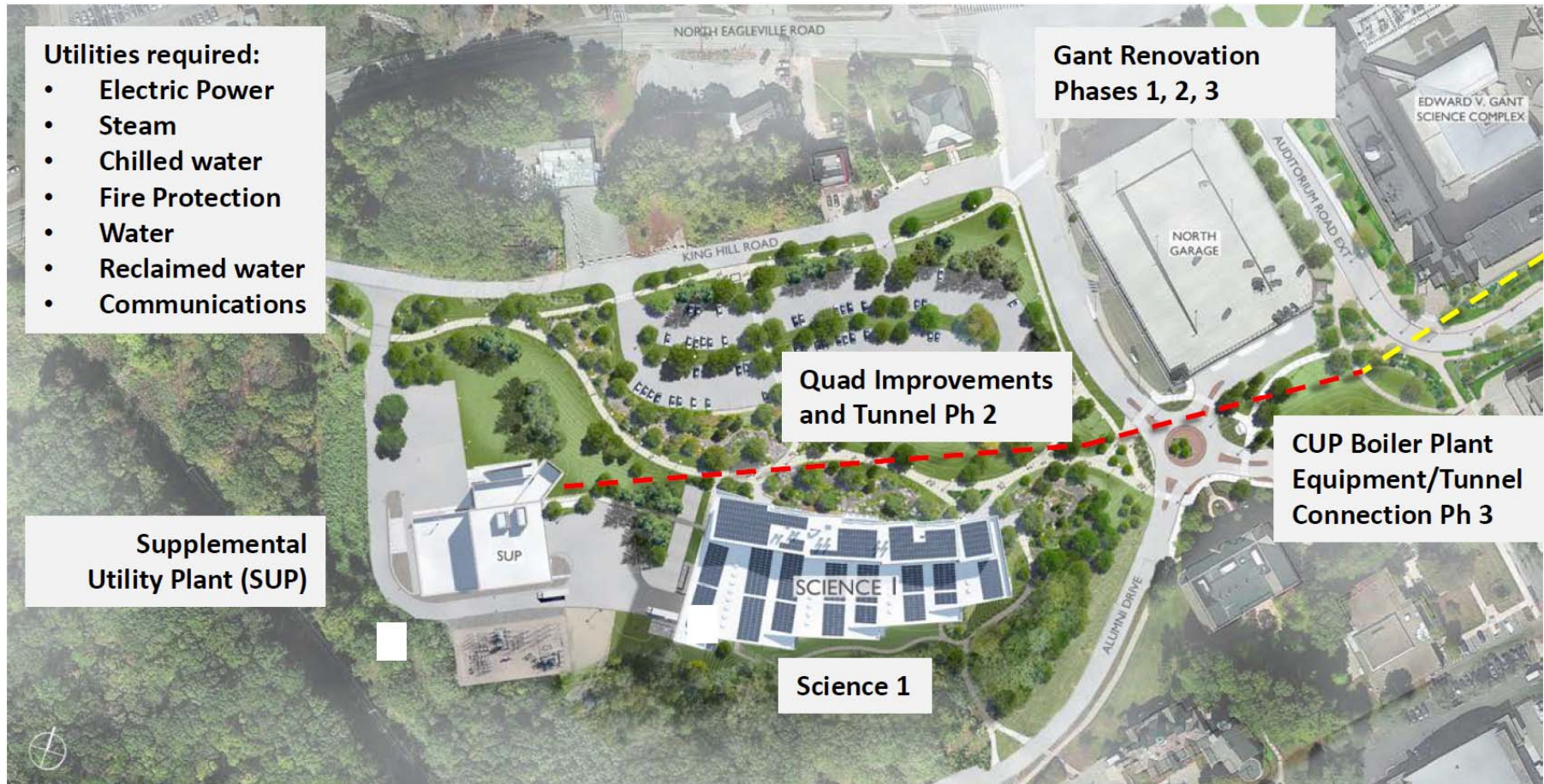
UCONN 2000 Bond Funded Projects (in millions)		Prior Auth	FY21	FY22	FY23	FY24-FY27	Budget	Status for FY21
Science Program	NW Quad: Gant Science Building Renovation	\$140.2	\$29.6		\$62.0	\$16.2	\$248.0	Construction
	NW Quad: STEM Research Center Science 1*	51.0	92.0	77.0			220.0	Construction
	NW Quad: Science Program Utility Plant & Infrastructure*	84.4	75.7	27.9			188.0	Construction
	Engineering Lab Renovations	3.0	1.0	1.0			5.0	Design/Construction
	Classroom & Lab Renovations	8.6	4.3	25.6	8.0	30.8	77.2	Design/Construction
	Torrey					12.5	12.5	Planning
	Major Equipment (Faculty Start-up)	14.42	4.8	6.3	6.1	16.4	48.0	Ongoing
	Total Science Program		\$207.3	\$137.8	\$76.1	\$75.9		
Academic	Classroom & Lab Renovations	8.6	7.4	10.1	10.3	15.1	51.4	Design/Construction
	Major Equipment (Faculty Start-up, ITS)	26.4	4.6	5.1	4.8	8.1	49.0	Ongoing
	Total Academic Priorities		\$12.0	\$15.1	\$15.1	\$23.2		
Deferred Maintenance	Watershed Compliance	0.8	3.7				4.5	Design/Construction
	Historic Buildings Exterior Repairs (per SHPO agreement)	0.8	2.0	0.5	0.5	2.7	6.5	Design/Construction
	Pedestrian Safety Improvements	2.3	2.4		2.2		6.8	Design/Construction
	Wastewater Treatment Plant (Sewage) Repairs					35.0	35.0	Planning
	Deferred Maintenance-All Campuses	76.5	20.3	28.3	25.7	20.1	170.9	Design/Construction
	Total Deferred Maintenance		\$28.4	\$28.8	\$28.4	\$57.8		
Other/Contingency			12.4	8.8	5.6	6.8		
Total UCONN 2000 Bond Funded Projects for NextGenCT		\$1,348.7	\$260.0	\$190.5	\$125.1	\$163.7	\$2,087.9	

*Project is or is anticipated to be constructed under a Project Labor Agreement.

**Excludes other project funds not part of the Next Generation Connecticut initiative or previously approved.

Northwest Science Quad – 5 Projects

The FY22 and FY23 allocations include \$213.9M or 68% to support the high priority Science Program



Capital Program Summary

In spite of the negative COVID impacts, UConn will continue to complete projects within the Capital Program

- State bond funding currently in statute will support the NextGenCT Science Program as well as other required infrastructure projects
- While future year State bond funding is not guaranteed, UConn continues to work with the State to communicate project funding requirements
- UConn will identify funding strategies to mitigate the negative impacts of any COVID related costs or delays while limiting the impact to the strained operating budget
- Construction begins on the NW Quad Science projects which accomplishes the simultaneous goals of assisting in the State's economic recovery from the COVID crisis, as the construction value of these projects supports the creation and/or preservation of thousands of jobs, as well as working towards the University's goal of doubling research

Major NextGenCT Buildings Opened



UConn Hartford Campus

\$139M
3 bldgs & 215,000 sqft Completed
August 2017



Werth Residence Hall

\$95.8M
212,000 sqft & 730 beds
Completed August 2016



Engineering & Science Building

~\$92.5M
115,000 sqft
Completed October 2017



Fine Arts Production Facility

~\$35.7M
30,000 sqft
Completed April 2020



Monteith Building Renovation

\$23.7M
73,000 sqft
Completed August 2016



Gant Building Renovation Phase I

~\$85M
120,000 sqft
Completed August 2019



Gant Building Renovation Phase II

~\$85M
80,000 sqft
Est Completion May 2021

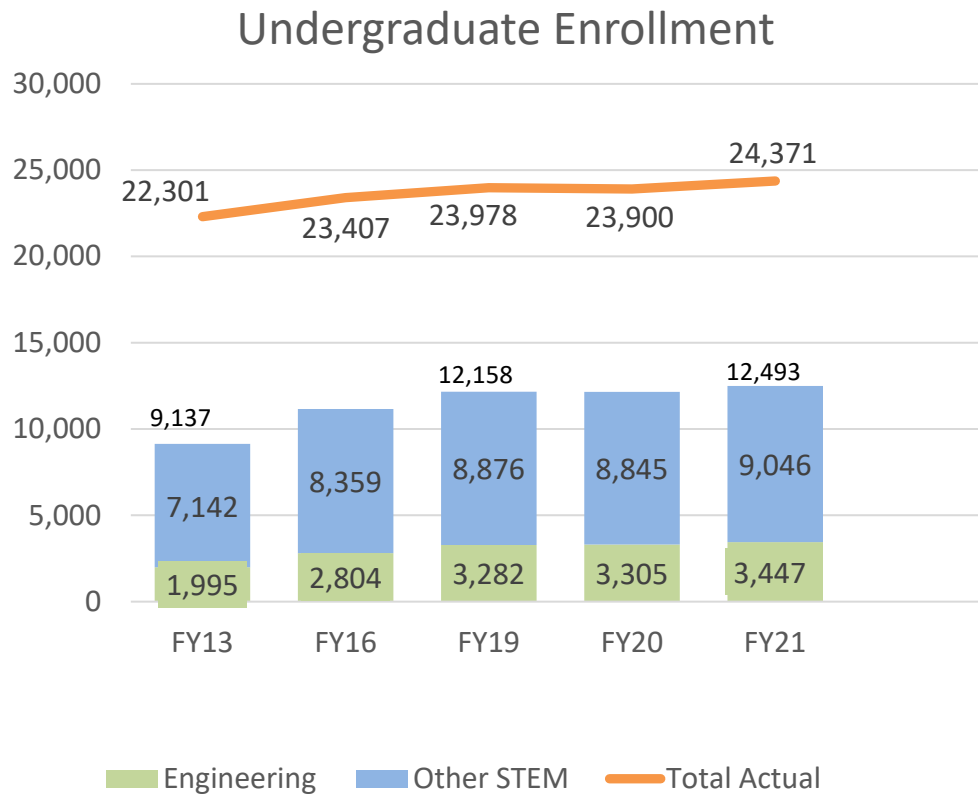


Putnam Refectory Renovation

\$18.7M
42,000 sqft
Completed August 2016

NextGenCT Progress - Student Growth

Since FY13, total undergraduate enrollment has increased by 2,070 students or 9% despite NextGenCT operating fund shortages – growth at Storrs is more than the planned amount



- Undergraduate STEM enrollment increased by 37% since FY13 (all campuses)
- Engineering enrollment increased 73% to 3,447 (all campuses)

**Note: Original NGC planned enrollment by FY27 is 28,881*

NextGenCT: CT's Tech Talent Pipeline

UConn is the primary engine that feeds the tech talent pipeline in the State to support innovation and economic growth

	Fall 2020 Actual	Change from FY13	
First Year Applications: Total	36,552	5,189	+17%
Storrs Undergraduates: STEM	10,664	2,669	+33%
Storrs Undergraduates: Total	18,917	1,389	+8%
Undergraduates: Total	24,371	2,070	+9%
Graduates: Total	6,928	484	+7%
Bachelor's Degrees: STEM (FY20)	3,226	839	+35%
Bachelor's Degrees: Total (FY20)	5,731	609	+12%
Masters & Doctoral Degrees: STEM (FY20)	604	12	+2%
Masters & Doctoral Degrees: Total (FY20)	2,156	289	+15%

NextGenCT and Engineering Industry

The Connecticut Department of Labor expects a 17% overall increase in engineering employment between 2016 and 2026

Why do we need more engineering students?

- Engineers are needed within many sectors of the Connecticut economy including aerospace, naval, healthcare and insurance
- Connecticut is home to Electric Boat, Sikorsky, Pratt and Whitney and their ecosystem of more than 1,000 suppliers throughout the state
- Pratt and Whitney is expected to double their current production, requiring an additional 8,000 new employees
- Sikorsky is expected to double in size
- Electric Boat will hire 18,000 new workers



- UConn produces **over 50%** of all the engineering graduates in Connecticut
- A recent survey shows 95% of UConn Engineering graduates are employed within 6 months of their graduation

NextGenCT: STEM Success

UConn graduates in the Connecticut workforce

- Connecticut consistently ranks in the highest category nationally for education of its workforce
- UConn is the major supplier of talent to these companies

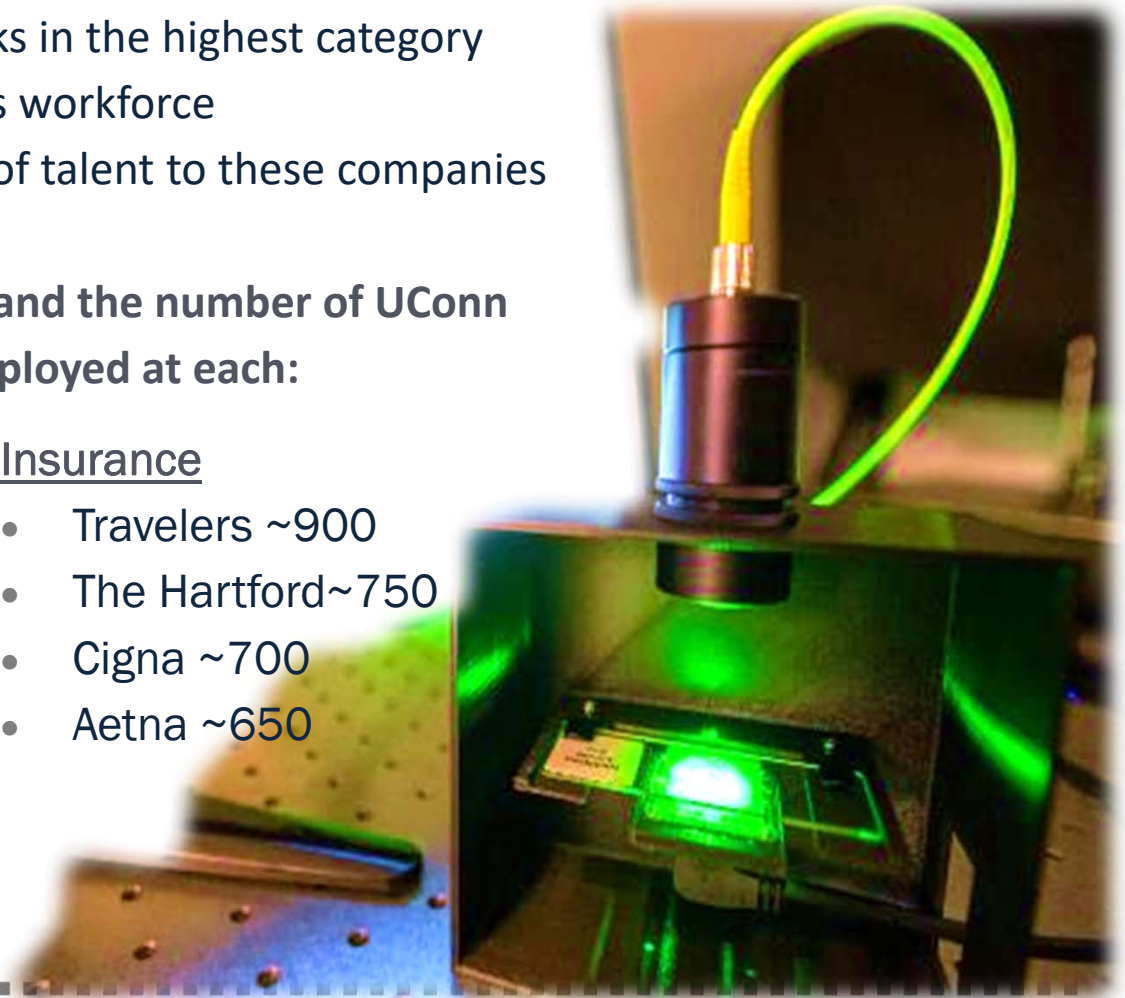
Connecticut companies and the number of UConn graduates employed at each:

Aerospace & Naval

- Pratt & Whitney ~1000
- Electric Boat ~400
- Collins Aerospace ~ 300
- Sikorsky ~300

Insurance

- Travelers ~900
- The Hartford~750
- Cigna ~700
- Aetna ~650



UConn Technology Park Status

- \$169.5M of funds authorized per PA 11-57 & 14-98 for the purpose of the development of a technology park & related buildings including planning, design, construction & improvements, land acquisition, purchase of equipment, on-site and off-site utilities and infrastructure improvements
- 3 Projects:
 - Innovation Partnership Building (industry partnership fit-outs in construction)
 - North Hillside Road Completion (complete)
 - Water Supply (complete)

Innovation Partnership Building

- 114,000 square foot facility, 3 floors + penthouse (includes 25,000 sqft of shelled tenant labs)
- Completion Schedule:
 - Additive Manufacturing Labs: September 2017
 - Main Entry & Adjacent Tenant Spaces: September 2017
 - Advanced Characterization Lab (ACL): December 2017
 - ACL tool hookup: July 2018



Tech Park – Innovation Partnership Building

UConn Tech Park serves as the main gateway for industry engagement with the University, building collaborative partnerships with industry and federal government to drive economic competitiveness across Connecticut's core sectors

\$100M | Current federal and industry partnerships funding



UCH Bioscience CT Projects Completed



New Hospital Tower

- 169 private rooms
- New & expanded Emergency Dept
- New Operating Rooms
- Opened: May 2016



Outpatient Pavilion

- 306,000 sq.ft. state-of-the-art, multispecialty outpatient clinical building on lower campus: completed January 2015
- 1,400 car parking garage: completed November 2013



Education Construction: Academic Building

- Allowed for 30% enrollment growth in Medical and Dental Schools
- Supports new, modern curriculum, including Team Based Learning
- Addition: completed Summer 2016
- Renovations: completed May 2017

Thanks to the Bioscience Connecticut effort (and its nearly \$1B investment), UConn Health continues to move forward



Research Space Renovation

- Renovated 205,000 sq.ft. or 86% of existing research facilities: completed May 2017
- 28,000 sq.ft. incubator lab addition to Cell & Genome Sciences Building for new business start-ups: Completed January 2016



**24
Buildings**
3.6M GSF



**10-Year
Needs/SF**
\$80.82

**Total 10-Year
Renewal
Needs**
\$295M

**UConn
HEALTH**



**Facility
Condition
Needs Index**
0.19



**Current
Replacement
Value**
\$1.6B



Identifying Renewal Needs at UConn Health




Bringing facilities up to campus standards and conditions



Enhancing user safety and mitigating liability



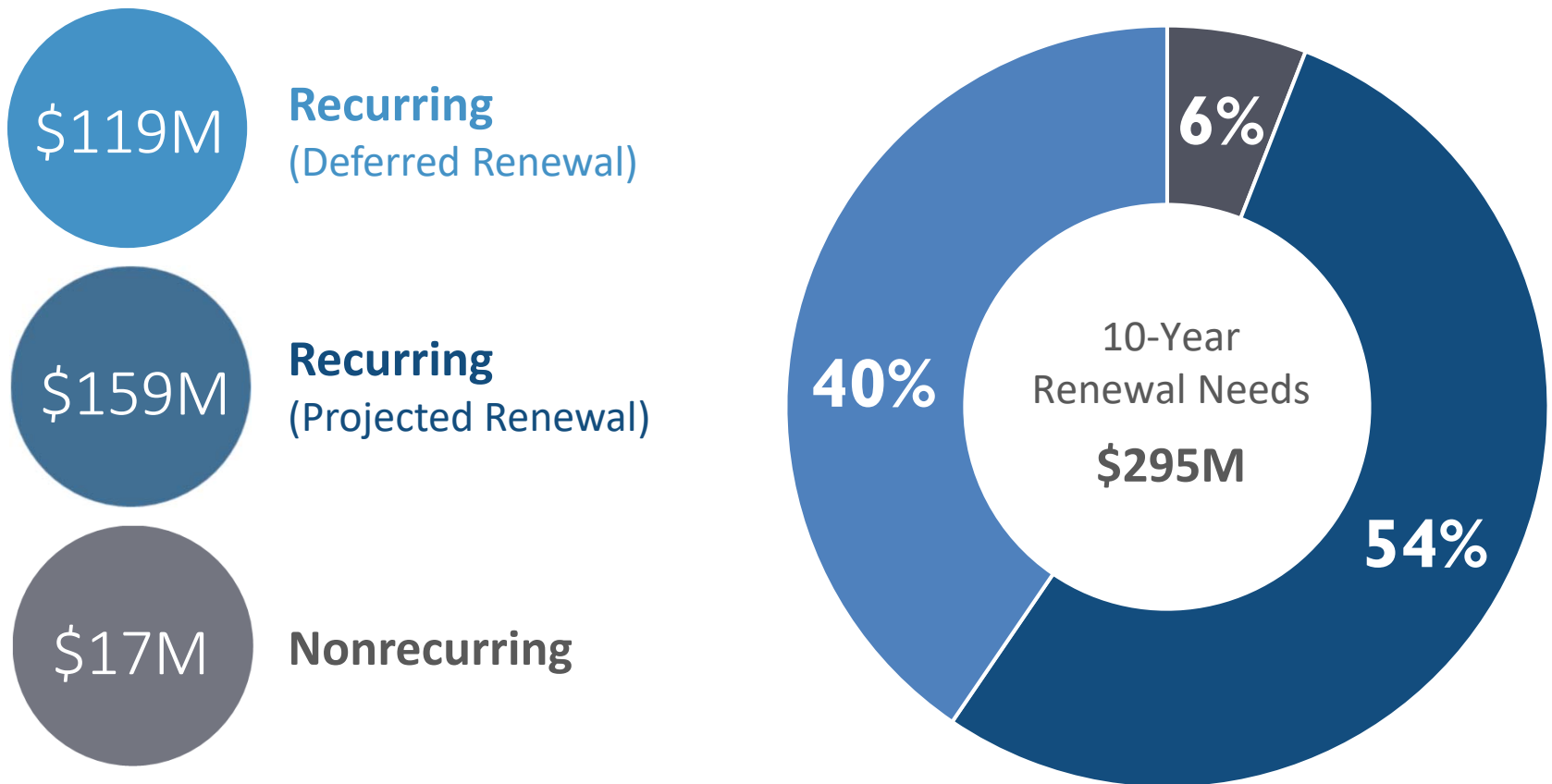
Replenishing lifecycle of existing assets



Maximizing life of newly installed assets

Facilities Condition (FCA) Assessment

FCA prepared by an independent consultant estimated the total 10 year non-recurring and recurring DM costs are \$295M



UConn Health Capital Request

The biennial capital request for UCH will fund deferred maintenance, equipment and research, classrooms & clinical space renovations

Capital Request (\$M)	FY22	FY23
Campus Renovations	\$7.0	\$7.0
Clinical Equipment	3.0	3.0
Deferred Maintenance	27.1	8.0
Information Technology	10.0	3.0
Revenue Growth Investment	10.0	2.0
Total	\$57.1	\$23.0

UConn Health has not received any bonding authorizations since FY19. We look forward to working with the administration and the Legislature to address these critical needs in this biennium.

UCONN 2000 Bonds
State General Obligation Bond Phasing Plan & Actuals by Statutory Named Line
As of December 31, 2020

Projects	FY96-FY21 Allotted	FY22-FY27 Authorized	Total FY96-FY27	Expenditures as of 12/31/20	Status
Academic and Research Facilities	\$328,007,429	\$180,503,431	\$508,510,860	\$152,008,316	Construction
Agricultural Biotechnology Facility & Completion	12,400,000		12,400,000	12,400,000	Complete
Alumni Quadrant Renovations	11,183,624		11,183,624	11,183,624	Complete
Arjona and Monteith (new classroom buildings)	128,219,871		128,219,871	128,219,871	Complete
Avery Point Campus Undergraduate & Library Building	10,461,246		10,461,246	10,461,246	Complete
Avery Point Marine Science Research Center - Phase I & II	37,254,246		37,254,246	37,254,246	Complete
Avery Point Renovation	13,203,165		13,203,165	13,203,165	Complete
Beach Hall Renovations	5,146,688		5,146,688	5,146,688	Complete
Benton State Art Museum Addition	3,603,509		3,603,509	3,603,509	Complete
Biobehavioral Complex Replacement	3,495,807		3,495,807	3,495,807	Complete
Bishop Renovation	2,480,141		2,480,141	2,480,141	Complete
Business School Renovation - Phase II	7,958,470		7,958,470	7,958,470	Complete
Central Warehouse New	6,933,752		6,933,752	6,933,752	Complete
Chemistry Building	53,062,000		53,062,000	53,062,000	Complete
Deferred Maintenance-Storrs & Regionals	886,074,425	231,043,460	1,117,117,885	655,720,574	Ongoing
East Campus North Renovations	7,382,605		7,382,605	7,382,605	Complete
Engineering Building	92,579,390		92,579,390	92,477,639	Closeout
Equipment, Library Collections & Telecommunications	335,403,657	56,284,190	391,687,847	315,128,231	Ongoing
Family Studies (DRM) Renovation	2,868,306		2,868,306	2,868,306	Complete
Farm Buildings Repairs/Replacement	6,408,304		6,408,304	6,408,304	Complete
Fine Arts Phase II	40,708,924		40,708,924	36,973,721	Closeout
Floriculture Greenhouse	6,691,799		6,691,799	6,691,799	Complete
Gant Plaza Deck	7,287,174		7,287,174	7,287,174	Complete
Gant Building Renovations	12,455,770		12,455,770	12,455,770	Complete
Gentry Renovation & Completion	19,292,806		19,292,806	19,292,806	Complete
Grad Dorm Renovations	2,928,228		2,928,228	2,928,228	Complete
Hartford Relocation Acquisition/Renovation	139,027,625		139,027,625	139,027,625	Complete
Heating Plant Upgrade	21,846,724		21,846,724	21,846,724	Complete
Hilltop Dormitory Renovations	8,176,529		8,176,529	8,176,529	Complete
Ice Rink Enclosure	3,280,000		3,280,000	3,280,000	Complete
International House Conversion (Natural History Museum)	886,134		886,134	886,133	Complete
Intramural, Recreational & Intercollegiate Facilities	31,009,921		31,009,921	31,009,921	Complete
Jorgensen Renovation	3,899,129		3,899,129	3,899,129	Complete
Koons Hall Renovation/Addition	1,461,146		1,461,146	1,461,146	Complete
Lakeside Renovation	3,800,000		3,800,000	3,800,000	Complete
Law School Renovations/Improvements	16,660,677		16,660,677	16,660,677	Complete
Litchfield Agricultural Center - Phase I	1,000,000		1,000,000	1,000,000	Complete
Manchester Hall Renovation	772,577		772,577	772,577	Complete
Mansfield Apartments Renovation	2,071,000		2,071,000	2,071,000	Complete
Mansfield Training School Improvements	6,500,000	2,681,285	9,181,285	5,681,285	Ongoing
Monteith Renovation	444,348		444,348	444,348	Complete
Music Drama Addition	7,400,000		7,400,000	7,400,000	Complete
Natural History Museum Completion	500,000		500,000	500,000	Complete
North Campus Renovation	10,996,050		10,996,050	10,996,050	Complete
North Hillside Road Completion	6,700,000		6,700,000	6,435,029	Closeout
North Superblock Site & Utilities	7,668,000		7,668,000	7,668,000	Complete
Northwest Quadrant Renovation - Phase I & II	32,001,000		32,001,000	32,001,000	Complete
Old Central Warehouse Renovation	126,000		126,000	126,000	Complete

UCONN 2000 Bonds
State General Obligation Bond Phasing Plan & Actuals by Statutory Named Line
As of December 31, 2020

Projects	FY96-FY21 Allotted	FY22-FY27 Authorized	Total FY96-FY27	Expenditures as of 12/31/20	Status
Parking Garage North	9,658,000		9,658,000	9,658,000	Complete
Parking Garage #3	75,214		75,214	75,214	Complete
Pedestrian Walkways (Fairfield Road Pedestrian Mall)	6,074,000		6,074,000	6,074,000	Complete
Psychology Building Renovation/Addition	24,337,399		24,337,399	24,337,399	Complete
Residential Life Facilities	145,972,476	8,787,634	154,760,110	134,482,864	Construction
School of Business	25,652,366		25,652,366	25,652,366	Complete
School of Pharmacy/Biology	94,609,000		94,609,000	94,388,740	Closeout
Shippee/Buckley Renovations	6,920,000		6,920,000	6,920,000	Complete
South Campus Complex	12,251,000		12,251,000	12,251,000	Complete
Stamford Downtown Relocation - Phase I	55,781,472		55,781,472	55,781,472	Complete
Stamford Campus Improvements/Housing	1,500,870		1,500,870	1,500,870	Complete
Storrs Hall Addition	14,664,091		14,664,091	14,664,091	Complete
Student Union Addition	57,622,633		57,622,633	57,622,633	Complete
Support Facility (Architectural & Engineering Services)	16,583		16,583	16,583	Complete
Technology Quadrant - Phase IA	39,993,000		39,993,000	39,993,000	Complete
Technology Quadrant-Phase II	34,120,000		34,120,000	34,120,000	Complete
Torrey Life Science Renovation & Completion	1,781,482		1,781,482	1,781,482	Complete
Torrington Campus Improvements	369,156		369,156	369,156	Complete
Towers Renovation	17,950,243		17,950,243	17,950,243	Complete
Underground Steam & Water Upgrade - Phase I & II	12,000,000		12,000,000	12,000,000	Complete
Waring Building Conversion	11,452,000		11,452,000	11,452,000	Complete
Waterbury Property Purchase	200,000		200,000	200,000	Complete
Waterbury Downtown Campus	1,608,764		1,608,764	1,608,764	Complete
West Campus Renovations	519,507		519,507	519,507	Complete
West Hartford Campus Renovations/Improvements	6,774,305		6,774,305	6,774,305	Complete
White Building Renovation	2,427,269		2,427,269	2,427,269	Complete
Wilbur Cross Building Renovation	19,999,571		19,999,571	19,999,571	Complete
Young Building Renovation/Addition	23,651,403		23,651,403	23,651,403	Complete
SUBTOTAL FOR STORRS & REGIONAL CAMPUS	\$2,977,700,000	\$479,300,000	\$3,457,000,000	\$2,534,441,099	
CLAC Renovation Biosafety Level 3 Lab	15,901,466		15,901,466	15,901,466	Complete
Deferred Maintenance-UCH	51,165,520		51,165,520	49,828,417	Ongoing
Dental School Renovation	3,525,000		3,525,000	3,525,000	Complete
Equipment, Library Collections & Telecom-UCH	116,429,390		116,429,390	114,199,498	Ongoing
Library/Student Computer Center Renovation	1,266,460		1,266,460	1,266,460	Complete
Main Building Renovation	117,484,316		117,484,316	117,484,316	Complete
Medical School Academic Building Renovation	39,578,232		39,578,232	39,578,232	Complete
Planning & Design Costs	25,000,000		25,000,000	25,000,000	Complete
Research Tower	67,992,229		67,992,229	67,992,229	Complete
Support Building Addition/Renovation	100,000		100,000	100,000	Complete
UCH New Construction and Renovation	387,457,387		387,457,387	384,488,034	Closeout
SUBTOTAL FOR HEALTH CENTER	\$825,900,000	\$0	\$825,900,000	\$819,363,652	
GRAND TOTAL	\$3,803,600,000	\$479,300,000	\$4,282,900,000	\$3,353,804,751	

**University of Connecticut
Capital Project Expenditure Report - All Funding Sources
Fiscal Year 2021 as of 12/31/2020**

Project Name	Current Funded Budget*	Total Project Expenditures	Project Status	Total Fiscal Year Expenditures	Fiscal Year to Date Expenditures By Funding Source			
					UCONN 2000 Bonds	University Operating	Revenue Bonds	Other Funding**
Storrs and Regional Campuses								
Academic and Research Facilities								
Academic & Research Facilities - Gant Building Renovations - STEM	169,827,606	120,055,958	Construction	22,672,925	22,672,925			
Academic & Research Facilities - Homer Babbidge Library Renovation	5,700,000	3,983,431	Construction	2,530,921	2,530,921			
Academic & Research Facilities - STEM Research Center Science 1	143,000,000	22,189,137	Construction	9,941,822	9,941,822			
Academic and Research Facilities Total				35,145,668	35,145,668			
Deferred Maintenance/Code Compliance/ADA Compliance/Infrastructure Improvements & Renovation Lump Sum and Utility, Administrative and Support Facilities								
ABL Argus Software & Hardware Retrofit	350,000	209,220	Construction	72,920		72,920		
ABL Clean Steam Generator Replacement	150,000	-	Construction	-				
ABL Phoenix Upgrade Phase 1	592,350	-	Planning/Design	-				
ACE Water Heater Replacements	225,000	208,382	Substantially Complete	24,782		24,782		
Andover Infrastructure & Software Upgrade	996,000	176,952	Planning/Design	176,952		176,952		
Arjona 203 Computer Research Lab	48,250	-	Planning/Design	-				
Arjona 203 Wall Installation	30,000	-	Planning/Design	-				
Atwater Electrical Generator Replacement	484,000	76,052	Planning/Design	53,552		53,552		
Atwater Facade Repair	100,000	83,726	Substantially Complete	68,642		68,642		
Austin Building Interior Locks	45,000	-	Planning/Design	-				
Avery Point - Academic Building Chemistry Lab Renovation	300,000	234,890	Substantially Complete	8,480		8,480		
Avery Point Academic Building Roof Replacement	1,270,000	626,876	Substantially Complete	74,417		74,417		
Avery Point Community & Professional Building Restrooms Renovation	433,000	376,387	Substantially Complete	22,732		22,732		
Avery Point Marine Sciences Building Retro Commissioning	526,950	473,323	Substantially Complete	97,230		97,230		
Avery Point Sea Lab Floor Repair	30,000	15,200	Construction	15,200		15,200		
Babbidge Library Electrical Distribution System Upgrade	2,726,399	2,726,399	Completed	10,717	10,717			
Babbidge Library Window Cleaning	40,972	40,972	Completed	40,972		40,972		
Beach Hall Air Conditioning Repair	65,000	-	Planning/Design	-				
Beach Hall Geosciences Rock Prep Lab Renovation	25,000	16,995	Substantially Complete	1,545	1,545			
Beach Hall Lab Renovations	5,400,000	4,082,457	Substantially Complete	316,400	316,400			
Benton Art Museum Patio and Fountain Restoration	150,000	17,000	Planning/Design	-				
Bio 4 Annex Sustainability Office Relocation	142,000	137,099	Substantially Complete	1,482		(3,693)		5,175
Biology/Physics Building Interior Locks	140,684	-	Construction	-				
Bishop Center 105-108 Offices	75,000	31,255	Planning/Design	31,255		31,255		
Bishop Center Roof - Electrical & HVAC Upgrade	400,000	160,630	Substantially Complete	-				
Boiler Plant Equipment Replacement and Utility Tunnel Connection	32,364,000	4,261,831	Construction	2,783,160	2,783,160			
Bronwell 201, 318, 319, 322 Renovation (TL2339)	155,000	116,781	Substantially Complete	116,781	105,586		11,195	
Bronwell Switchgear Service Replacement	100,000	37,089	Planning/Design	29,172		29,172		
Budds Building 212/213 Interior Door Removal	3,500	931	Construction	-				
Buddy Benches	5,000	-	Planning/Design	-				
Burton Hydrotherapy Mechanical Room Restoration	250,000	102,897	Construction	101,780		101,780		
Campus Drainage Master Plan	359,829	359,829	Completed	-				
Campus Insulation Program	482,000	471,425	Substantially Complete	-				
Campus Wayfinding Improvements	1,900,000	1,892,513	Substantially Complete	405,309	405,309			
Castleman 117 Computer Teaching Lab Renovation (TL2354)	160,000	114,816	Substantially Complete	114,816	113,117		1,699	
Castleman 205 SoE Renovations (TL2328)	175,000	121,501	Substantially Complete	121,422	117,473		3,949	
Castleman 306 Conference Room Renovation	69,300	62,585	Substantially Complete	4,742		4,742		
Central Campus Infrastructure	3,700,000	3,367,691	Substantially Complete	(370,899)	(370,899)			
Chemistry R217 Research Equipment Support	90,970	53,691	Construction	53,691				53,691
Chemistry R316 Renovations	275,000	38,129	Construction	14,329		14,329		
Chemistry Roof Snow Guard Repair	916,000	990	Planning/Design	990		990		
CLAS Bio Physics Building Greenhouse	225,000	-	Planning/Design	-				
CRT Jorgensen Sound System Upgrade	180,500	14,834	Planning/Design	-				
CUP Equipment Replacement and Pumping Improvements	23,000,000	14,450,801	Construction	1,225,885	1,225,885			
Depot Campus Hardscape Improvements	98,130	58,000	Substantially Complete	-				
Dining Hall Facilities Ventilation Upgrades	892,700	127,003	Substantially Complete	-				
East Campus Exterior Door Security Upgrades	52,742	51,686	Substantially Complete	26,434		26,434		
Engineering II - 212 Computer Lab (TL2343)	38,000	20,441	Construction	20,441	20,441			
Engineering II 108C New Faculty Lab	265,000	180,577	Construction	154,598		154,598		
Engineering II 202 Upgrades	38,500	25,146	Substantially Complete	19,538		19,538		
Engineering II 303 New Faculty Renovation	5,800	3,185	Substantially Complete	(46)				(46)
Engineering II Large Passenger Elevator Modernization	225,000	194,648	Substantially Complete	139,343		139,343		
Engineering II Roof Replacement	612,625	612,625	Completed	2,575	827		1,748	
Engineering II-Rm 324 Chem Bio-molecular Engineering	146,500	46,994	Construction	43,044		43,044		
Engineering Science Building - M. Hann Clean Room	275,000	141,683	Construction	32,436		32,436		
EV Charger Installation - Lot E	25,001	960	Planning/Design	960				960
Eversource Second Electrical Feed - Planning	95,000	30,016	Planning/Design	-				
Exigent Repair - Replacement of Steam & Cond Piping	2,000,000	1,922,284	Substantially Complete	121,617	121,617			
Fac Ops & Building Services - General DM	6,381,633	5,785,407	Construction	29,048		29,048		
Facilities Code Remediation	235,000	26,482	Planning/Design	-				

**University of Connecticut
Capital Project Expenditure Report - All Funding Sources
Fiscal Year 2021 as of 12/31/2020**

Project Name	Current Funded Budget*	Total Project Expenditures	Project Status	Total Fiscal Year Expenditures	Fiscal Year to Date Expenditures By Funding Source			
					UConn 2000 Bonds	University Operating	Revenue Bonds	Other Funding**
Fairfield-SU-Hawley-Academic-Babbidge Bollard Install	75,017	75,000	Substantially Complete	75,000		75,000		
Fenton River Well Field & Road Repair	450,000	108,524	Planning/Design	9,271	9,271			
Fine Arts - 2nd Floor Fit Out	300,000	209,594	Construction	72,737		72,737		
Fine Arts Air Conditioning	250,000	41,053	Planning/Design	25,560		25,560		
Fine Arts Dark Room	32,495	18,975	Substantially Complete	18,975		18,975		
Fine Arts Panel and Device Replacement	130,839	-	Construction	-				
Freitas Ice Rink Mechanical Repairs	200,000	74,320	Construction	68,374		68,374		
Gampel Electrical Generator Replacement	250,000	23,270	Planning/Design	23,270		23,270		
Gampel Pavilion Dome Ceiling and Roof Repair	11,800,000	11,414,450	Substantially Complete	70,204	70,204			
Gampel Pavilion Enabling Power Upgrade	125,000	42,644	Planning/Design	-				
Gampel Room 106 KSI Renovation	105,500	52,097	Construction	34,208		34,360		(152)
Gant North - Minor Upgrades for IMS New Faculty Hires	350,000	315,456	Substantially Complete	136,535		136,535		
Gelfenbien Commons Equipment Access	211,000	169,825	Substantially Complete	154,530		154,530		
Hartford - Student Academic Achievement Center Renovation	450,000	318,103	Substantially Complete	32,578		32,578		
Hartford Graphic Art & Interior Signage	250,000	62,591	Planning/Design	6,180		6,180		
Heating Plant Upgrade - Emergency Power System Upgrade	765,000	435,916	Planning/Design	-				
HEEP Pavilion and Pollinator Garden	50,000	11,565	Planning/Design	11,565	11,565			
High Head Emergency Generator System Replacement	1,106,040	967,270	Substantially Complete	35,972		35,972		
Homer Babbidge Library SoE Computational Labs (TL2329)	275,000	216,844	Substantially Complete	155,724	150,365	5,359		
Horse Unit & Lorentzon Stables Refurbishment	300,000	234,333	Substantially Complete	37,263				37,263
Horse Unit 2 Paddock Fence Repair	173,038	173,038	Substantially Complete	173,038		173,038		
Horsebarn Hill Pedestrian Safety Improvements	1,282,801	1,282,801	Completed	66	12,237	(12,171)		
Horsebarn Hill Sewage Pump Station Upgrade	1,500,000	1,321,431	Substantially Complete	248,274		248,274		
Human Performance Lab Prep Room	126,500	109,249	Substantially Complete	-				
I-Lot Improvements	475,000	89,751	Construction	67,668	67,668			
ITE C80 Lecture Hall Upgrades	65,000	-	Planning/Design	-				
ITEB C25 ECE Senior Design SOE (TL2344)	150,000	9,408	Planning/Design	9,408	9,408			
Jones Building Heating Replacement	294,502	294,502	Completed	37,877		37,877		
Jones Building High Voltage and Repairs	490,114	490,114	Completed	263,665		263,665		
Jorgensen Building Envelope Study	64,000	44,397	Planning/Design	-				
Jorgensen Center Chillers Replacement	489,000	479,084	Substantially Complete	479,084		479,084		
Kennedy Cottage FMBIO Conference Room Upgrade	55,000	49,507	Substantially Complete	17,150		17,150		
Kinesiology Building HALL Renovation (TL2355)	753,500	33,042	Construction	33,042	33,042			
Koons Hall Renovation	5,500,000	5,389,308	Substantially Complete	-				
Landscape Barn and Administrative Building Replacement Planning	213,900	213,900	Completed	21	21			
Law School Paving and Seal Coat	35,000	-	Planning/Design	-				
LeDoyt Road Improvements Study	20,100	19,500	Substantially Complete	9,550		9,550		
Life Safety System Upgrade at Bookstore & South Garage	200,000	152,432	Substantially Complete	152,432		152,432		
Longley Bathroom Renovations	89,310	66,423	Planning/Design	-				
Main Campus Parking Replacements	12,000,000	9,675,795	Substantially Complete	150,451	150,451			
Main Campus Substation Switchgear Relay Replacement	565,000	167,500	Construction	116,500		116,500		
Mansfield Road Paving Phase I	150,000	108,225	Construction	108,225		108,225		
Middlesex Extension Ctr Bathroom Renovations	240,000	183,480	Substantially Complete	-				
Mirror Lake Improvements	375,000	30,076	Construction	15,038	15,038			
Misc Abatement and Demolitions Projects	359,000	-	Planning/Design	-				
Mold / Lead / Asbestos Remediation	2,838,216	2,335,718	Substantially Complete	214,235		214,235		
N. Eagleville Rd Area Infrastr Repair / Replace & Upgrade Phase III	57,500,000	55,972,988	Substantially Complete	20,085	20,085			
N. Eagleville Road and Discovery Drive Intersection Improvements	750,000	25,626	Planning/Design	16,588	16,588			
North and South Parking Garage Restoration	1,000,000	65,890	Planning/Design	4,243		4,243		
North Campus Power & Communication Reliability Upgrades Planning	150,000	99,419	Planning/Design	-				
North Eagleville Road East Steam Repair	200,000	22,105	Planning/Design	22,105	22,105			
North East Residence Halls - Security Camera System	1,602,180	330,604	Construction	-				
North Residence Dining - Dish Room Renovation	850,000	153,889	Planning/Design	148,912		148,912		
Northeast Science Quad Site Improvements	2,000,000	1,853,180	Substantially Complete	39,476	38,334	1,142		
Northwest Quad - Science 1 - Site Improvements & Tunnel Phase II	56,000,000	10,092,826	Construction	6,792,706	6,792,706			
Northwest Science Quad Infrastructure - Phase 1	20,750,000	19,861,776	Substantially Complete	-				
Northwest Science Quad Supplemental Utility Plant	67,000,000	9,459,199	Construction	5,620,293	5,620,293			
NW Quad Residence Halls Plumbing Replacement	263,000	67,481	Planning/Design	-				
Olympic Monument	122,000	2,719	Planning/Design	-				
Philip E Austin 105,108,110 & Lecture Halls Upgrades	125,500	111,587	Substantially Complete	78,439		78,439		
Public Safety Building Improvements	7,000,000	518,651	Planning/Design	49,000	468,651	(419,651)		
Public Safety Risk Assessment and Design Guideline	100,000	-	Planning/Design	-				
Sale of the Nathan Hale Inn	100,000	85,957	Substantially Complete	1,674		1,674		
School of Business - Roof Repairs	435,845	423,769	Substantially Complete	376,912	254,312	122,600		
School of Business 214	1,000	610	Substantially Complete	610		610		
School of Engineering ITEB Rm 140 Renovation (TL2340)	21,011	21,011	Completed	19,638	18,013	1,625		
SFA Computer Lab Renovation	75,000	6,435	Planning/Design	6,435		6,435		
Shakers Testing Facility - Castleman	50,000	-	Planning/Design	-				

**University of Connecticut
Capital Project Expenditure Report - All Funding Sources
Fiscal Year 2021 as of 12/31/2020**

Project Name	Current Funded Budget*	Total Project Expenditures	Project Status	Total Fiscal Year Expenditures	Fiscal Year to Date Expenditures By Funding Source			
					UCONN 2000 Bonds	University Operating	Revenue Bonds	Other Funding**
Shippee/Buckley/Whitney Lock Hardware/Keying	97,476	95,540	Substantially Complete	1,647		1,647		
South Campus Commons Landscape & Pedestrian Improvement Plan	5,000,000	4,039,243	Substantially Complete	2,183,646	2,183,646			
South Campus Fire Pump Replacement	220,160	-	Construction	-				
South Campus Stair Repair	721,611	721,611	Completed	31	31			
South East Campus Infrastructure	5,000,000	4,580,708	Substantially Complete	217,525	217,525			
South Garage Elevator Power Units Replacement	42,682	-	Planning/Design	-				
Southwest Campus Infrastructure Upgrade	8,911,072	8,911,072	Completed	50,681	50,681			
Stamford Abutting Property Restoration	2,500,000	1,678,014	Substantially Complete	221,798	221,798			
Stamford Campus Garage - Demolition	10,000,000	8,247,457	Substantially Complete	135,486	135,486			
Stamford Campus Police Substation Relocation	448,238	448,238	Completed	84	84			
Stamford Campus Surface Parking Lot	4,500,000	3,640,731	Substantially Complete	558,403	558,403			
Steam Line Repairs - Vault 304 to Central Utility Plant	700,000	663,828	Substantially Complete	-				
Storrs Hall 001, 002, 011 Classroom Upgrades	279,400	222,024	Substantially Complete	212,309		212,309		
Storrs Hall 1st & 2nd Floor Bathroom	255,000	204,441	Substantially Complete	11,683	11,683			
Storrs Hall 215 School of Nursing Renovation (TL2318)	152,975	110,020	Construction	96,857	94,600	2,257		
Storrs LED (SLED) Lighting Upgrade	7,850,000	3,619,295	Construction	2,547,269		2,547,269		
Storrs LED (SLED) Lighting Upgrade - Athletic Facilities	1,377,772	1,103,170	Substantially Complete	-				
Student Health Services Bldg - Pre-design & Planning	447,700	-	Planning/Design	-				
Student Housing Master Plan	450,000	392,719	Planning/Design	392,438		392,438		
Student Union - QSR Dining Buildout	700,000	438,515	Substantially Complete	-				
Student Union East Elevation Curtain Wall & Masonry Repairs	1,500,000	1,424,870	Substantially Complete	-				
Student Union Office Upgrades	431,500	47,383	Construction	8,842		8,842		
Tasker Admissions Roof Restoration	662,040	23,680	Planning/Design	2,400		2,400		
TLS Building Cooling Tower Replacement	106,154	106,154	Completed	106,154		106,154		
Torrey Life Sciences 2nd Floor Biology Renovation	900,000	231,994	Construction	157,271	157,271			
Torrey Life Sciences 415 & 417 Lab Renovations (TL2325)	100,000	-	Planning/Design	-				
Torrey Life Sciences Facade Repair	100,000	82,668	Substantially Complete	43,609		43,609		
Torrey Life Sciences Interior Locks	11,000	-	Planning/Design	-				
Towers Mechanical Rooms Restoration	300,000	189,158	Substantially Complete	180,849		180,849		
Tri-County Greenhouse Ramp Replacement	15,000	-	Planning/Design	-				
UCFM Code Remediation - Campus Wide Laundry Alterations	3,300,000	2,262,331	Substantially Complete	-				
UCFM Code Remediation - Hall Building	146,200	108,169	Substantially Complete	44,882	44,882			
UCFM Code Remediation - Longley School-Depot Campus	368,424	368,424	Completed	-				
UCFM Code Remediation - South Parking Garage	238,182	238,182	Completed	-				
UCFM Code Remediation - Williams Health Services Building	135,000	103,313	Substantially Complete	3,645	3,645			
UConn 2000 Code Remed - Northwest Residence Halls	1,598,735	1,443,752	Substantially Complete	263,894	263,894			
UConn 2000 Code Remed - Stamford Downtown Relocation	4,000,000	2,132,204	Construction	777,521	777,521			
UConn 2000 Code Remed - Wilbur Cross Building	1,640,000	1,570,003	Substantially Complete	6,779	6,779			
UConn Hockey Arena	4,600,000	2,379,564	Planning/Design	628,404		628,404		
UConn School of Fine Arts - Wadsworth Athenaeum	700,000	485,539	Substantially Complete	31,785		31,785		
UConn Stamford Mill River Remediation	450,000	66,499	Planning/Design	33,488	33,488			
University Athletic District Development (a.k.a. Stadia)	24,300,000	22,863,109	Construction	9,715,335	9,715,335			
University Dams Evaluation and Restoration	468,000	91,310	Construction	83,972	83,972			
UTEB Passenger Elevator Modernization	225,000	191,257	Substantially Complete	136,623		136,623		
Utility Infrastructure GIS Mapping	3,236,000	748,212	Substantially Complete	6,007	6,007			
Von Der Mehden Hall Roof Restoration	200,000	9,748	Planning/Design	683		683		
Waterbury Garage Line Striping and Seal Coating	7,649	7,649	Completed	7,649		7,649		
Waterbury Garage Repairs	174,007	98,535	Substantially Complete	98,535		98,535		
Werth Basketball Pantry/Dining Services	23,000	8,759	Construction	2,766		2,766		
Werth Family Basketball Champions Center Hall of Fame	3,465,000	3,456,663	Substantially Complete	882				882
West Campus Dorms Mechanical Room Repairs	300,000	107,820	Construction	105,843		105,843		
Whitney Hall Dining Renovations	4,200,000	3,676,037	Substantially Complete	81,718		81,718		
Wilbur Cross Dome and Facade Restoration	250,000	43,294	Planning/Design	14,942		14,942		
Wired Access Layer (UPDC) - Phase I	435,000	221,217	Construction	172,185	172,185			
WPCF Chlorine Contact Chamber Rehabilitation	200,000	126,386	Substantially Complete	58,351		58,351		
Y & Z Parking Lots and Electrical Restoration	1,000,000	85,750	Planning/Design	18,460		18,460		
Young 219 Office Renovation	70,000	46,565	Construction	46,565		46,565		
Zero Carbon Planning Geothermal Study	125,000	-	Planning/Design	-				
Zero Carbon Scenario Planning	250,000	110,326	Planning/Design	110,326	110,326			
DM/Code/ADA/Infrastructure/Renovation/Utility/Administrative/Support Facilities Total				42,049,452	33,480,777	8,470,902	-	97,773
Engineering Building								
Engineering Building - Engineering & Science Building	92,529,568	92,427,818	Substantially Complete	-				
				Engineering Building Total	-	-	-	-
Equipment, Library Collections & Telecommunications - Phase III								
Academic Capital Equipment	22,748,938	16,412,762	Underway	2,121,405	2,121,405			
eProcurement / SciQuest Software Implementation	1,401,737	974,122	Underway	-				
Gampel Audio System Replacement	600,000	593,096	Substantially Complete	-				
Gampel Pavilion Wireless Infrastructure	503,674	501,807	Underway	6,870	6,870			

**University of Connecticut
Capital Project Expenditure Report - All Funding Sources
Fiscal Year 2021 as of 12/31/2020**

Project Name	Current Funded Budget*	Total Project Expenditures	Project Status	Total Fiscal Year Expenditures	Fiscal Year to Date Expenditures By Funding Source				
					UConn 2000 Bonds	University Operating	Revenue Bonds	Other Funding**	
ITS Capital Equipment	25,368,993	21,863,154	Underway	1,243,202	1,243,202				
Public Safety Capital Equipment	20,923,623	20,145,702	Underway	848,356	848,356				
Travel Management & Expense Reimbursement System Implementation	1,148,103	1,098,497	Substantially Complete	57,939		57,939			
Wired Access Layer (ITS) - Phase I	3,632,326	3,211,532	Construction	1,034,051	1,034,051				
Wired Access Layer (ITS) - Phase 2	4,200,000	46,110	Planning/Design	46,110	46,110				
Equipment, Library Collections & Telecommunications - Phase III Total				5,357,933	5,299,994	57,939			
Farm Buildings Repairs/Replacement									
Farm Buildings Repair / Replace - Spring Hill Farm	3,603,821	3,603,821	Completed	5,427	1,668	3,759			
Farm Buildings Repairs/Replacement Total				5,427	1,668	3,759			
Fine Arts Phase II									
Fine Arts Phase II - Renovation & Improvements	37,530,000	33,668,159	Substantially Complete	1,835,266	1,758,150			77,116	
Fine Arts Phase II Total				1,835,266	1,758,150			77,116	
Intramural, Recreational & Intercollegiate Facilities									
Central Campus Infrastructure	25,000,000	25,000,000	Substantially Complete	391,323			391,323		
Student Recreation Center	98,000,000	96,640,900	Substantially Complete	761,519			761,519		
University Athletic District Development (a.k.a. Stadia)	59,052,842	51,697,286	Construction	10,253,080		5,300,000	584,966	4,368,114	
Intramural, Recreational & Intercollegiate Facilities Total				11,405,922		5,300,000	1,737,808	4,368,114	
North Hillside Road Completion									
North Hillside Road Completion	18,864,790	18,599,819	Substantially Complete	11,818	11,818				
North Hillside Road Completion Total				11,818	11,818				
Residential Life Facilities									
Res Life Facilities - Alumni Quad Roof & Facade Renovation	193,000	129,010	Planning/Design	2,204	2,204				
Res Life Facilities - Alumni Res Hall Granite Restoration	645,000	363,316	Planning/Design	24,941	24,941				
Res Life Facilities - Buckley Hall Facade Renovation	425,000	63,369	Planning/Design	-	-				
Res Life Facilities - Hicks and Grange Student Room Renovation	1,600,000	178,056	Planning/Design	101,928	101,928				
Res Life Facilities - Hilltop Apartments Upgrades	55,000	-	Planning/Design	-	-				
Res Life Facilities - McMahon Hall Envelope Repairs	499,000	202,867	Planning/Design	-	-				
Res Life Facilities - North Campus Residence Hall Reno - Phase II	2,170,000	40,134	Planning/Design	3,600	3,600				
Res Life Facilities - North Res Steam to Hot Water Conversion	77,000	33,472	Planning/Design	28,528	28,528				
Res Life Facilities - North Residence Halls Roof Refurb Phase II	1,576,000	1,286,386	Substantially Complete	32,892	32,892				
Res Life Facilities - Residence Halls Door Access Reader Upgrade	428,000	61,596	Construction	18,704	18,704				
Res Life Facilities - South Campus Residence Halls Improvements	800,000	-	Planning/Design	-	-				
Res Life Facilities - Upgrade Rome Ballroom HVAC	340,000	261,481	Planning/Design	-	-				
Residential Life Facilities Total				212,797	212,797				
School of Pharmacy/Biology Completion									
School of Pharmacy Medicinal Garden	915,000	695,463	Substantially Complete	974	974				
School of Pharmacy/Biology Completion Total				974	974				
Technology Quadrant-Phase III									
Tech Quad Phase III - Innovation Partnership Building	162,300,000	157,745,580	Substantially Complete	97,434				97,434	
Technology Quadrant-Phase III Total				97,434				97,434	
Sub Total - Storrs & Regional Campuses:				96,122,691	75,911,846	13,832,600	1,737,808	4,640,437	
UConn Health Center (UConn 2000 Funding Only)									
Def Mtn/Code & ADA Cmp/Inf Imp & Reno Lump Sum/UA&S Fac-UCHC									
UCHC Deferred Maintenance	51,165,520	49,828,417	Construction	-	-				
Def Mtn/Code & ADA Cmp/Inf Imp & Reno Lump Sum/UA&S Fac-UCHC Total				-	-			-	
Equipment, Library Collections & Telecommunications-UCHC									
UCHC Capital Equipment	74,399,314	72,169,422	Underway	-	-				
Equipment, Library Collections & Telecommunications-UCHC Total				-	-			-	
UCHC New Construction & Renovation									
UCHC New Construction & Renovation - Clinic Building	89,156,127	86,242,691	Substantially Complete	777,956	777,956				
UCHC New Construction & Renovation Total				777,956	777,956			-	
Sub Total - UConn Health Center (UConn 2000 Funding Only):				777,956	777,956			-	
Total - Storrs, Regional Campuses and UConn Health Center - Current Year Expenditures:				\$ 96,900,647	\$ 76,689,802	\$ 13,832,600	\$ 1,737,808	\$ 4,640,437	
Adjustment for Transfers Between Fund Sources***:				\$ -	\$ 40,499	\$ (435,515)	\$ 391,323	\$ 3,693	
Adjusted Total - Storrs, Regional Campuses and UConn Health Center - Current Year Expenditures:				\$ 96,900,647	\$ 76,730,301	\$ 13,397,085	\$ 2,129,131	\$ 4,644,130	

* - Current Funded Budget may be less than the approved budget, and represents the current funding available for the project

** - Other funding sources include State Bond Funds, Gifts, Grants and Federal Funds

*** - Per Capital Projects Policies and Procedures, transfers between funding sources may occur periodically, as determined necessary by the Office of Budget and Planning and approved by the Board of Trustees, if necessary. If a current period transfer captures expenses paid in a previous fiscal year, a negative balance occurs in the report. This adjustment corrects for prior year expenditures in the current year transfers.