

# UConn 2000 Capital Program



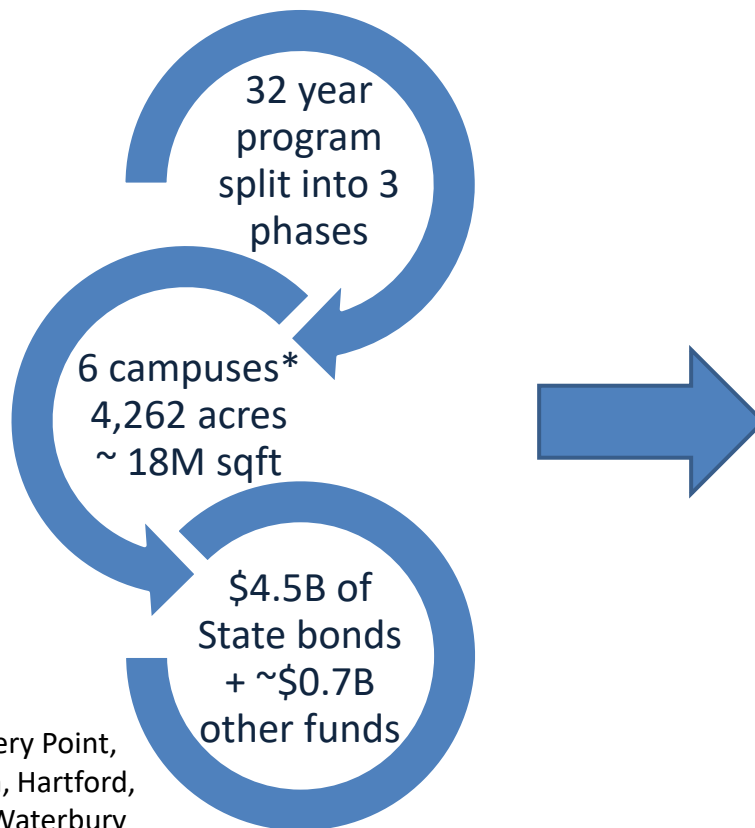
**Board of Trustees**

**June 2021**



# UCONN 2000 Capital Program

The UCONN 2000 capital program will continue the transformation of modernizing, rehabilitating and expanding the physical plant of the University



\*Storrs, Avery Point, Farmington, Hartford, Stamford, Waterbury

Over \$4.4B in capital expenditures since FY96 from all fund sources

Capital Expenditures (\$M)	
\$3,414.2	State-supported UCONN 2000 GO Bonds
254.9	Other State-supported bonds (i.e. Tech Park, Waterbury)
341.2	UConn-supported Special Obligation bonds
355.3	Non-State funds (i.e. UConn operating funds, gifts)
<b>\$4,365.6M Total Expenditures (as of 5/31/21)</b>	

# Capital Program Challenges

---

Instability in economy is contributing to workforce, supply chain and funding uncertainty

- COVID has created capital program risks and challenges that could result in project delays
  - Potential for workforce limitations, interruptions or unavailability – job site safety is highest priority
  - Unknown impact to supply chain for select materials – timing and cost
  - Future State funding is not guaranteed
- Project delays result in increased costs and reduced project scopes; current construction cost annual escalation estimated @ 0.5% per month or 6% per year

# Capital Budget Plan

UCONN 2000 Bond Funded Projects (in millions)		Prior Auth	FY22	FY23-FY27	Budget	Status for FY22
Academic /Research	NW Quad: Gant Science Building Renovation	\$169.8		\$78.2	\$248.0	Construction
	NW Quad: STEM Research Center Science 1	147.0	\$73.0	0.0	220.0	Construction
	NW Quad: Electrical Infrastructure Upgrades	0.3	24.8	0.0	25.0	Design
	Academic Renovations - Engineering	4.0	1.0	0.0	5.0	Design/Construction
	Academic Renovations - PharmBio			20.0	20.0	Planning
	Academic Renovations -Research Labs & Classrooms	41.4	16.0	11.0	68.4	Design/Construction
	Major Equipment (Faculty Start-up)	34.5	5.3	25.5	65.3	Ongoing
	<b>Total Academic/Research Priorities</b>		<b>\$120.0</b>	<b>\$134.7</b>		
DM	Code Corrections - Stamford	8.0	14.0	0.0	22.0	Construction
	Other Repairs, Replacements & Improvements		26.7	118.6	145.3	Design
	Major Equipment - Information Technology	25.3	5.8	3.5	34.5	Construction
	Major Equipment - Replacement	4.5	2.5	2.5	9.5	Ongoing
	<b>Total Deferred Maintenance</b>		<b>\$48.9</b>	<b>\$124.6</b>		
Other	Major Equipment - Other	41.9	2.5	17.9	62.3	Ongoing
	Residential Life Facilities	5.6	15.0	3.8	24.4	Design
	Contingency		4.1	7.9	12.0	
<b>UCONN 2000 Bond Funded Projects for NextGenCT</b>			<b>\$190.5</b>	<b>\$288.8</b>		
UCH	Deferred Maintenance		25.0		25.0	Design/Construction
<b>UCONN 2000 Bond Funded Projects for UCH</b>			<b>\$25.0</b>	<b>\$0.0</b>		
<b>Total UCONN 2000 Bond Funded Projects</b>			<b>\$215.5</b>	<b>\$288.8</b>		
<b>Other Funded Projects (University, Gifts, State GO Bond)</b>						
Academic	Programmatic Renovations		5.0	25.0	30.0	Design/Construction
	Faculty Innovators		6.5	39.6	46.1	Ongoing
DM	Facilities Repairs & Improvements	108.9	17.0	44.0	169.9	Design/Construction
Other	Hockey	20.0	25.0	25.0	70.0	Construction
	Contingency		2.5	12.5	15.0	
<b>Total University Funded Projects</b>			<b>\$56.0</b>	<b>\$146.1</b>		
<b>Grand Total Capital Budget</b>			<b>\$271.5</b>	<b>\$435.0</b>		

The long-term capital budget plan is continuously reviewed to ensure funding for our highest priorities

# FY22 Capital Budget by Fund Source

61% of the capital budget will provide funding for active construction projects, with the remaining 39% dedicated to planning and design

Academic & Research Facilities	\$73.0	STEM Science 1 Building
Infrastructure DM	24.8	Science Program Utilities
Other DM	61.7	Academic Renovations, Code Corrections, Other, Contingency
Equipment	16.0	Faculty start-up/research, IT network, Other
Residential Life	15.0	Housing Renovations
UCH DM	25.0	Critical deferred maintenance
<b>UConn 2000 State Bonds</b>	<b>\$215.5</b>	
Other Funds	56.0	Faculty Innovators, Facilities Repairs, Academic Renovations, Hockey
<b>Total Capital Budget</b>	<b>\$271.5</b>	All capital projects costing \$500K or more are submitted for Board action on a project-by-project basis



# FY22 Capital Budget by Named Line & by Program

UCONN 2000 Bond Funded Projects by Statutory Named Lines		Total	By Program		
			Academic/ Research	Deferred Maintenance	Other
STEM Research Center Science 1	73,000,000	<b>\$ 73,000,000</b>	73,000,000		
<b>Academic and Research Facilities</b>					
Infrastructure - NW Science Quad Electrical Upgrades	24,750,000		24,750,000		
Code Corrections - Stamford	14,000,000			14,000,000	
Academic Renovations - Engineering	1,000,000		1,000,000		
Academic Renovations - Research Labs & Classrooms	16,000,000		16,000,000		
Other Repairs, Replacements & Improvements	26,650,000			26,650,000	
Contingency	4,100,000				4,100,000
<b>Deferred Maintenance/Code Compliance/ADA Compliance/Infrastructure Improvements &amp; Renovation Lump Sum and Utility, Administrative and Support Facilities</b>		<b>86,500,000</b>			
Academic & Research	5,250,000		5,250,000		
Information Technology	5,750,000			5,750,000	
Other	5,000,000		2,500,000	2,500,000	
<b>Equipment, Library Collections &amp; Telecommunications</b>		<b>16,000,000</b>			
<b>Residential Life Facilities</b>		<b>15,000,000</b>			15,000,000
<b>Deferred Maintenance/Code Compliance/ADA Compliance/Infrastructure &amp; Improvements Renovation Lump Sum and Utility, Administrative and Support Facilities - Health Center</b>		<b>25,000,000</b>		25,000,000	
<b>Total UCONN 2000 Bond Funded Projects</b>		<b>\$ 215,500,000</b>	<b>\$120,000,000</b>	<b>\$ 73,900,000</b>	<b>\$21,600,000</b>
<b>Other Funded Projects (University, Gifts, State GO Bonds)</b>					
Facilities Repairs & Improvements (including Residential Life)	17,000,000			17,000,000	
Programmatic Renovations	5,000,000		5,000,000		
Faculty Innovators	6,460,000		6,460,000		
Hockey Arena	25,000,000				25,000,000
Other/Contingency	2,500,000				2,500,000
<b>Total Other Funded Projects</b>		<b>\$ 55,960,000</b>	<b>\$ 11,460,000</b>	<b>\$ 17,000,000</b>	<b>\$27,500,000</b>
<b>Grand Total FY22 Capital Budget</b>		<b>\$ 271,460,000</b>	<b>\$131,460,000</b>	<b>\$ 90,900,000</b>	<b>\$49,100,000</b>

# UCONN 2000 State General Obligation Bonds

Bonding Schedule (\$M)		Prior Statute	Revised Statute	Status
Phase I	FY96-FY99	\$382.0	\$382.0	Complete
Phase II	FY00-FY05	580.0	580.0	
Phase III	FY05-FY19	2,384.4	2,384.4	
Phase III	FY20-FY21	457.2	457.2	Active
	<b>FY22</b>	<b>190.5</b>	<b>215.5</b>	
	FY23	125.1	125.1	
	FY24	84.7	84.7	
	FY25	56.0	56.0	
	FY26	14.0	14.0	
	FY27	9.0	9.0	
<b>Total</b>		<b>\$4,282.9</b>	<b>\$4,307.9</b>	

UCONN 2000 State supported GO bonds fund the majority of the capital budget

The State added \$25M to the UCONN 2000 program for UCH DM

# Faculty Innovators

New State GO bond funds to support a research faculty recruitment and hiring program

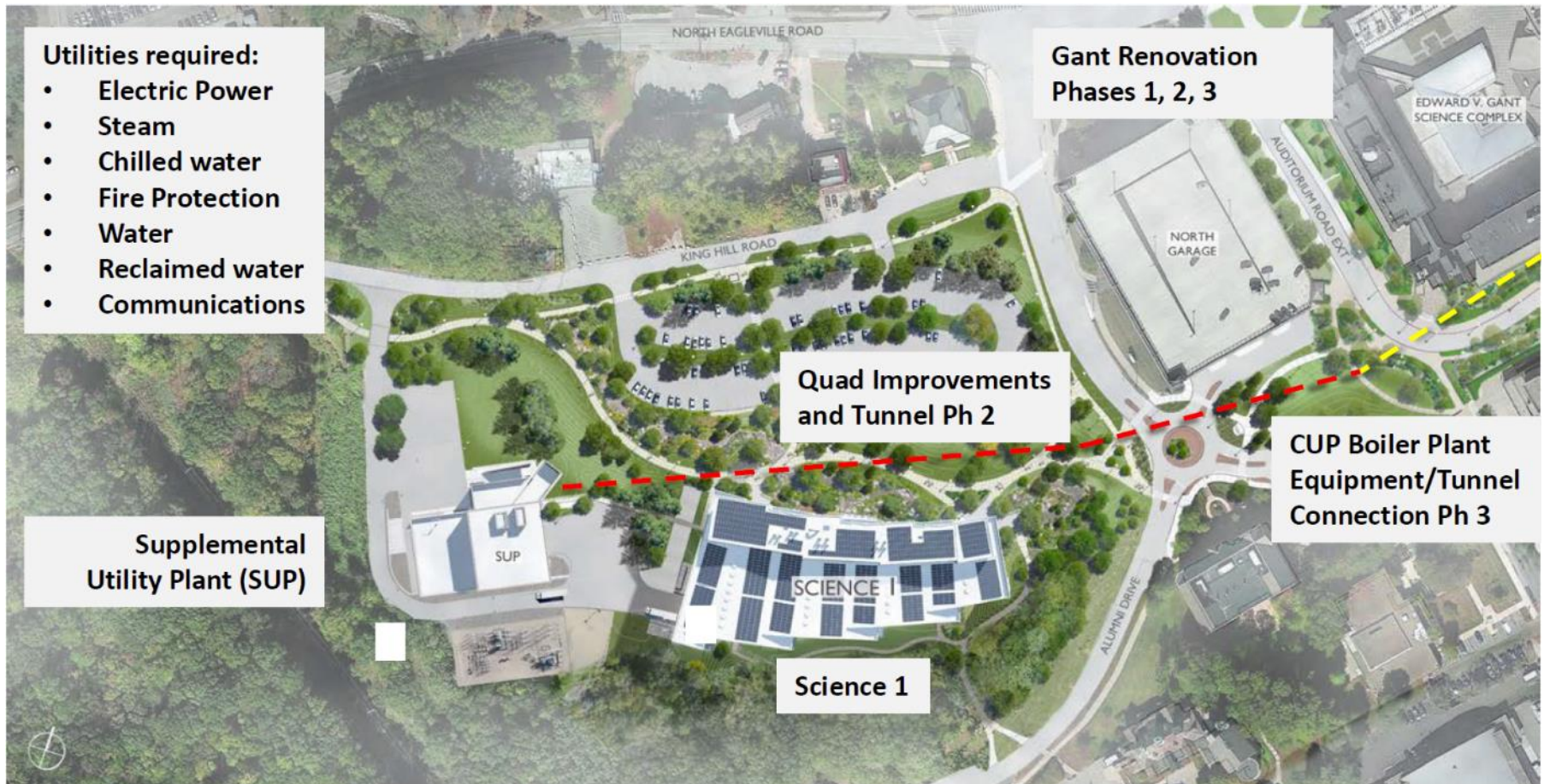
Program Costs (\$M)	FY22	FY23	FY24	FY25	FY26	FY27
New GO Bonds	\$6.5	\$11.7	\$14.5	\$9.2	\$4.2	\$0
UConn Funds		0.3	1.0	2.3	3.3	3.8
<b>Total</b>	<b>\$6.5</b>	<b>\$12.0</b>	<b>\$15.5</b>	<b>\$11.5</b>	<b>\$7.5</b>	<b>\$3.8</b>
New Faculty	2	4	4			

- Costs will support faculty compensation and related construction, renovation and equipment
- Program will focus on hiring faculty with demonstrated excellence in their research field and an interest in collaborating on research that meets societal needs or commercializing discoveries, innovations, or technologies
- UConn must encourage and facilitate creating new business ventures in the State that fuel economic growth and provide resources to expand the University's entrepreneurial ecosystem
- Requires annual report to the State on the program's implementation and progress toward goals



# NW Science Quad – 5 Projects in Construction

---




As Gant Renovation Phase 2 is completed, Phase 3 design is underway along with construction of Science 1 and the enabling infrastructure projects

# UConn Health Capital

**\$25M of new UCONN 2000 GO bond funds will fund critical deferred maintenance**

	Request		Approved
Capital Authorization (\$M)	FY22	FY23	FY22
Campus Renovations	\$7.0	\$7.0	
Deferred Maintenance	27.1	8.0	25.0
Clinical Equipment	3.0	3.0	
Information Technology	10.0	3.0	
Revenue Growth Investment	10.0	2.0	
<b>Total</b>	<b>\$57.1</b>	<b>\$23.0</b>	<b>\$25.0</b>

- The recent facilities condition assessment report identified ~\$35M of annual capital needs at UConn Health
- UCH must maintain and reinvest in the assets of the State to avoid additional costs over the long-term



# Capital Program Summary

---

**In spite of the negative COVID impacts, UConn continues to complete projects within the capital program**

- State bond funding currently in statute will support the academic and research priorities as well as other priority projects for Storrs and UCH
- Construction began on the NW Quad Science projects which accomplishes the simultaneous goals of assisting in the State's economic recovery from the COVID crisis, as the construction value of these projects supports the creation and/or preservation of thousands of jobs, as well as working towards the University's goal of doubling research
- While future year State bond funding is not guaranteed, UConn continues to work with the State to communicate project funding requirements



# Major NextGenCT Buildings Opened

---



## UConn Hartford Campus

\$139M  
3 bldgs & 215,000 sqft  
Completed August 2017



## Werth Residence Hall

\$95.8M  
212,000 sqft & 730 beds  
Completed August 2016



## Engineering & Science Building

~\$92.5M  
115,000 sqft  
Completed October 2017



## Fine Arts Production Facility

~\$35.7M  
30,000 sqft  
Completed April 2020



## Monteith Building Renovation

\$23.7M  
73,000 sqft  
Completed August 2016



## Gant Building Renovation Phase I -II

~\$170M  
200,000 sqft  
Completed August 2019, May 2021



## Putnam Refectory Renovation

\$18.7M  
42,000 sqft  
Completed August 2016



## Student Recreation Center

~\$100M  
191,000 sqft  
Completed August 2019