



April 27, 2022

TO: Members of the Board of Trustees

FROM: Lloyd A. Blanchard 
Interim Vice President for Finance & Chief Financial Officer
Carl Lejuez 
Provost and Executive Vice President for Academic Affairs

RE: Fiscal Year 2023 Student Fees for the University of Connecticut, Storrs, and
Regional Campuses

RECOMMENDATION:

That the Board of Trustees approve increases to the General University Fee, Student Health and Wellness Fee, Infrastructure Maintenance Fee, Technology Fee, Transit Fee, Housing and Board rates, and select Academic Program Fees for Fiscal Year 2023, as detailed in the attachments.

RESOLUTION:

“Be it resolved that the University’s Student Fees for Fiscal Year 2023 shall be set according to the attached Rate Schedule.”

BACKGROUND:

Tuition

On December 11, 2019, the Board of Trustees approved a five-year tuition plan for Fiscal Years 2021 – 2025, applying to all undergraduate and graduate tuition-based programs excluding the School of Law. The approved increase for Fiscal Year 2023 was set at \$642 for in-state and out-of-state students.

Institutional Fees

Institutional Fees require central administrative approval and include fees such as Housing and Board, specific fees (e.g., Infrastructure Maintenance Fee, Transit Fee, etc.), and other fees such as late fees, escrow fees, etc.

Housing and Board: A 2.75% rate increase, resulting in \$99 per semester or \$198 per academic year, to Housing (Double) rates and \$83 per semester or \$166 per academic year to Board (Value Plan) rates on the Storrs campus. Both Housing and Board rates have been flat since Fiscal Year 2020. Housing and Board rate changes are driven by increased costs associated with maintaining existing programming and program investment, off-campus housing competitors, and student demand. The proposed increase will align Housing and Board rates with the off-campus housing market and inflation, keeping the program pricing competitive. New revenues will be used to fund, in part, future investments in the University's housing stock. All Storrs and Stamford rates will increase 2.75% per the attached rate schedule.

Infrastructure Maintenance Fee: An increase of \$45 per semester or \$90 per academic year across all campuses. The fee directly supports many University facilities' maintenance costs and payments towards select debt-financed infrastructure improvements. The fee has been held flat since Fiscal Year 2014 despite increased costs and significant work to improve the University's infrastructure. Additional revenues will go towards continued facility and infrastructure improvements.

Technology Fee: An increase of \$12 per semester or \$24 per academic year across all campuses. The fee supports various IT services for all students such as enterprise-wide software products for educational and personal use, high-tech classrooms and computer lab equipment, wireless capacity in student-centric areas, and media-related library services. The fee has been held flat since Fiscal Year 2014. However, technology costs and new services have put pressure on the program.

Transit Fee: An increase of \$5 per semester or \$10 per academic year to the Storrs rate. Although the rate has increased in prior years, all new revenues have been used to fund the State's UPass program directly. These new revenues will offset rising costs in the University's transit program. Regional campus students only pay the UPass portion of the fee; therefore, regional rates will not change.

Student Fees

Student Fees are reviewed and proposed through the Student Activity and Service Fee Advisory Committee (SASFAC), including students, faculty, and administrative representatives. Increases are requested for the General University Fee and the Student Health and Wellness Fee.

General University Fee (GUF): An increase of \$47 per semester or \$94 per academic year to the Storrs rate and \$4 per semester or \$8 per academic year to the regional rate. The fee supports student-related programs. These programs are, by definition, supplementary to the educational mission of the University and must generate operating revenue through fees or use charges. Since Fiscal Year 2017, the fee has only increased 2.4% while expenses, primarily contractual salaries and benefits, have exceeded the fee increase,

causing the program to run into deficit. The new revenue will offset contractual salary increases in Fiscal Year 2023 and partially offset the existing operating deficit.

Student Health and Wellness (SHaW) Fee: An increase of \$25 per semester or \$50 per academic year. Only Storrs-based students pay this fee. In Fiscal Year 2022, the fee increased by \$56 to expand mental health service offerings. However, most SHaW costs are personnel expenses that have grown due to contractual agreements and additional student service needs. The program has relied on fund balances in recent years to operate. These balances will be thoroughly exhausted in Fiscal Year 2023. New revenues will fund contractual salary increases and partially offset the program operating deficit.

Academic Program Fees

Academic Program fees include specific program or course fees and are approved by a committee led by the Provost's Office. Academic Program fees are applied to all students within a specific program.

School of Business

MS in Accounting, Accounting Fundamentals Certificate, and Advanced Business Certificate in Accounting Analytics fee increase from \$925/credit to \$975/credit

An increase in program fees is necessary to deliver quality programs. Direct expenses to deliver programs are increasing to improve the quality of teaching faculty, enhance programmatic support, enhance marketing and recruitment efforts, and hire skilled faculty and staff. The proposed increase results in program fees that remain competitive with peer institutions and below the national average for comparable-quality programs.

MS in Business Analytics & Project Management fee from \$1,050/credit to \$1,100/credit

An increase in program fees is necessary to deliver quality programs. Direct expenses to deliver programs are increasing to improve the quality of teaching faculty, enhance programmatic support, enhance marketing and recruitment efforts, and hire skilled faculty and staff. The proposed increase results in program fees that remain competitive with peer institutions and below the national average for comparable-quality programs.

School of Law

Law School Evening Division decrease from \$1,108/credit to \$1,059/credit for resident \$2,209/credit to \$2,142/credit for non-resident, and \$1,872/credit to \$1,807/credit for New England Regional

Because the evening program is part-time, the current tuition structure results in a higher total degree cost for the evening program than the full-time day program. The requested adjustment brings the total cost of the evening program in line with the day program. The School of Law aims to provide an equitable, accessible, and affordable education to all students regardless of the division in which they are enrolled.

School of Nursing

Health Professions Education Certificate, Holistic Nursing Certificate, Pain Management Certificate, and Healthcare Innovation Certificate increase from \$825/credit to \$925/credit

The cost of delivering these programs continues to increase. The School of Nursing recently developed two new graduate certificate programs at the rate of \$925/credit, which more adequately covers the cost of delivery. The School of Nursing requests to increase the other four certificate programs to \$925/credit for consistency across all programs.

Graduate School

MS in Data Science, a new program, previously approved by the Board of Trustees will begin in Fall 2022 at a rate of \$1,325/credit.

Other Changes

Experiential Global Learning (EGL)

Effective Spring 2023, the Experiential Global Learning program, known as Education Abroad, will move from a fee-based program to a tuition-based one. Under the current program, students pay a fee rather than tuition to participate in these semester-long programs. Moving from a fee to a tuition model will allow equal access and affordability for all students to participate. Under a tuition model, students may apply their financial aid and university scholarships to various EGL programs, which were limited under a fee model.

Barnes & Noble First Day Complete Program

Effective Spring 2023, the First Day Complete program will be offered to all full-time undergraduate students at Storrs and Regional Campuses. Students will be charged a \$285 per semester fee for textbooks and course materials for all registered courses at no additional cost from the bookstore. This is an optional program; students can elect not to participate and not be charged.

UNIVERSITY OF CONNECTICUT
Undergraduate Schedule of Full-time Tuition and Common Fees

	FY22			FY23 Proposed		
	<u>Resident</u>	<u>Non-Resident</u>	<u>NE Regional</u>	<u>Resident</u>	<u>Non-Resident</u>	<u>NE Regional</u>
STORRS						
Tuition	\$ 15,030	\$ 37,698	\$ 24,048	\$ 15,672	\$ 38,340	\$ 24,690
General University Fee	1,380	1,380	1,380	1,474	1,474	1,474
Student Health Services	636	636	636	686	686	686
Student Recreation Center Fee	500	500	500	500	500	500
Infrastructure Maintenance Fee	468	468	468	558	558	558
Connecticut Daily Campus Fee	20	20	20	20	20	20
Student Government Fee	98	98	98	98	98	98
WHUS Fee	18	18	18	18	18	18
UConn TV	10	10	10	10	10	10
Student Union Fee	46	46	46	46	46	46
Technology Fee	150	150	150	174	174	174
Transit Fee	168	168	168	178	178	178
Total, Commuting Student	\$ 18,524	\$ 41,192	\$ 27,542	\$ 19,434	\$ 42,102	\$ 28,452
Room Fee (Double)	7,238	7,238	7,238	7,436	7,436	7,436
Board Fee ^(A)	6,020	6,020	6,020	6,186	6,186	6,186
Total, Dormitory Student	\$ 31,782	\$ 54,450	\$ 40,800	\$ 33,056	\$ 55,724	\$ 42,074
AVERY POINT						
Tuition	\$ 15,030	\$ 37,698	\$ 24,048	\$ 15,672	\$ 38,340	\$ 24,690
General University Fee	112	112	112	118	118	118
Infrastructure Maintenance Fee	468	468	468	558	558	558
Student Government	70	70	70	70	70	70
Transit Fee	48	48	48	48	48	48
Technology Fee	150	150	150	174	174	174
Total	\$ 15,878	\$ 38,546	\$ 24,896	\$ 16,640	\$ 39,308	\$ 25,658
HARTFORD						
Tuition	\$ 15,030	\$ 37,698	\$ 24,048	\$ 15,672	\$ 38,340	\$ 24,690
General University Fee	112	112	112	118	118	118
Infrastructure Maintenance Fee	468	468	468	558	558	558
Student Government	80	80	80	80	80	80
Transit Fee	48	48	48	48	48	48
Technology Fee	150	150	150	174	174	174
Total	\$ 15,888	\$ 38,556	\$ 24,906	\$ 16,650	\$ 39,318	\$ 25,668
STAMFORD						
Tuition	\$ 15,030	\$ 37,698	\$ 24,048	\$ 15,672	\$ 38,340	\$ 24,690
General University Fee	112	112	112	118	118	118
Infrastructure Maintenance Fee	468	468	468	558	558	558
Student Government	80	80	80	80	80	80
Transit Fee	48	48	48	48	48	48
Technology Fee	150	150	150	174	174	174
Total, Commuting Student	\$ 15,888	\$ 38,556	\$ 24,906	\$ 16,650	\$ 39,318	\$ 25,668
Room Fee (Stamford Rate 1)	\$10,554	\$10,554	\$10,554	\$10,844	\$10,844	\$10,844
Total, Dormitory Student	\$ 15,888	\$ 38,556	\$ 24,906	\$ 27,494	\$ 50,162	\$ 36,512

UNIVERSITY OF CONNECTICUT
Undergraduate Schedule of Full-time Tuition and Common Fees

	FY22			FY23 Proposed		
	<u>Resident</u>	<u>Non-Resident</u>	<u>NE Regional</u>	<u>Resident</u>	<u>Non-Resident</u>	<u>NE Regional</u>
WATERBURY						
Tuition	\$ 15,030	\$ 37,698	\$ 24,048	\$ 15,672	\$ 38,340	\$ 24,690
General University Fee	112	112	112	118	118	118
Infrastructure Maintenance Fee	468	468	468	558	558	558
Student Government	70	70	70	70	70	70
Transit Fee	48	48	48	48	48	48
Technology Fee	150	150	150	174	174	174
Total	<u>\$ 15,878</u>	<u>\$ 38,546</u>	<u>\$ 24,896</u>	<u>\$ 16,640</u>	<u>\$ 39,308</u>	<u>\$ 25,658</u>
PHARMACY (Pharm. D.)						
Tuition	\$ 27,862	\$ 56,034	\$ 46,500	\$ 28,504	\$ 56,676	\$ 47,142
General University Fee	1,380	1,380	1,380	1,474	1,474	1,474
Student Health Services	636	636	636	686	686	686
Student Recreation Center Fee	500	500	500	500	500	500
Infrastructure Maintenance Fee	468	468	468	558	558	558
Connecticut Daily Campus Fee	20	20	20	20	20	20
Student Government Fee	98	98	98	98	98	98
WHUS Fee	18	18	18	18	18	18
UConn TV	10	10	10	10	10	10
Student Union Fee	46	46	46	46	46	46
Technology Fee	150	150	150	174	174	174
Transit Fee	168	168	168	178	178	178
Total, Commuting Student	<u>\$ 31,356</u>	<u>\$ 59,528</u>	<u>\$ 49,994</u>	<u>\$ 32,266</u>	<u>\$ 60,438</u>	<u>\$ 50,904</u>
Room Fee (Double)	7,238	7,238	7,238	7,436	7,436	7,436
Board Fee ^(A)	6,020	6,020	6,020	6,186	6,186	6,186
Total, Dormitory Student	<u>\$ 44,614</u>	<u>\$ 72,786</u>	<u>\$ 63,252</u>	<u>\$ 45,888</u>	<u>\$ 74,060</u>	<u>\$ 64,526</u>

(A) Board fee represents the value meal plan

UNIVERSITY OF CONNECTICUT
Graduate Schedule of Full-time Tuition and Common Fees

	FY22			FY23 Proposed		
	<u>Resident</u>	<u>Non-Resident</u>	<u>NE Regional</u>	<u>Resident</u>	<u>Non-Resident</u>	<u>NE Regional</u>
STORRS						
Tuition	\$ 17,532	\$ 39,444	\$ 28,428	\$ 18,174	\$ 40,086	\$ 29,070
General University Fee	882	882	882	976	976	976
Student Health Services	636	636	636	686	686	686
Student Recreation Center Fee	400	400	400	400	400	400
Infrastructure Maintenance Fee	468	468	468	558	558	558
Student Activity Fee	32	32	32	32	32	32
Graduate Matriculation Fee	84	84	84	84	84	84
Transit Fee	168	168	168	178	178	178
Technology Fee	150	150	150	174	174	174
Total, Commuting Student	\$ 20,352	\$ 42,264	\$ 31,248	\$ 21,262	\$ 43,174	\$ 32,158
Room Fee	8,868	8,868	8,868	9,112	9,112	9,112
Board Fee (A)	6,020	6,020	6,020	6,186	6,186	6,186
Total, Dormitory Student	\$ 35,240	\$ 57,152	\$ 46,136	\$ 36,560	\$ 58,472	\$ 47,456
STORRS-DPT (PHYSICAL THERAPY)						
Tuition	\$ 22,990	\$ 44,920	\$ 33,874	\$ 23,632	\$ 45,562	\$ 34,516
General University Fee	882	882	882	976	976	976
Student Health Services	636	636	636	686	686	686
Student Recreation Center Fee	400	400	400	400	400	400
Infrastructure Maintenance Fee	468	468	468	558	558	558
Student Activity Fee	32	32	32	32	32	32
Graduate Matriculation Fee	84	84	84	84	84	84
Transit Fee	168	168	168	178	178	178
Technology Fee	150	150	150	174	174	174
Total, Commuting Student	\$ 25,810	\$ 47,740	\$ 36,694	\$ 26,720	\$ 48,650	\$ 37,604
Room Fee (Double)	8,868	8,868	8,868	9,112	9,112	9,112
Board Fee ^(A)	\$6,020	\$6,020	\$6,020	\$6,186	\$6,186	\$6,186
Total, Dormitory Student	\$ 40,698	\$ 62,628	\$ 51,582	\$ 42,018	\$ 63,948	\$ 52,902
LAW SCHOOL-Day						
Tuition	\$ 30,354	\$ 61,396	\$ 51,786	\$ 30,354	\$ 61,396	\$ 51,786
General University Fee	112	112	112	118	118	118
Infrastructure Maintenance Fee	468	468	468	558	558	558
Student Activity Fee	164	164	164	164	164	164
Transit Fee	48	48	48	48	48	48
Technology Fee	150	150	150	174	174	174
Total	\$ 31,296	\$ 62,338	\$ 52,728	\$ 31,416	\$ 62,458	\$ 52,848
(A) Board fee represents the value meal plan						
SOCIAL WORK						
Tuition	\$ 17,532	\$ 39,444	\$ 28,428	\$ 18,174	\$ 40,086	\$ 29,070
General University Fee	112	112	112	118	118	118
Infrastructure Maintenance Fee	468	468	468	558	558	558
Graduate Matriculation Fee	84	84	84	84	84	84
Student Activity Fee	50	50	50	50	50	50
Transit Fee	48	48	48	48	48	48
Technology Fee	150	150	150	174	174	174
Total	\$ 18,444	\$ 40,356	\$ 29,340	\$ 19,206	\$ 41,118	\$ 30,102

UNIVERSITY OF CONNECTICUT
Graduate Schedule of Full-time Tuition and Common Fees

	FY22			FY23 Proposed		
STAMFORD Ph. D.						
Tuition	\$ 21,032	\$ 39,444	\$ 34,550	\$ 21,674	\$ 40,086	\$ 35,192
General University Fee	112	112	112	118	118	118
Infrastructure Maintenance Fee	468	468	468	558	558	558
Graduate Matriculation Fee	84	84	84	84	84	84
Transit Fee	48	48	48	48	48	48
Technology Fee	150	150	150	174	174	174
Total	\$ 21,894	\$ 40,306	\$ 35,412	\$ 22,656	\$ 41,068	\$ 36,174
LAW SCHOOL-Evening						
Tuition	\$ 22,160	\$ 44,180	\$ 37,440	\$ 22,160	\$ 44,180	\$ 37,440
General University Fee	112	112	112	118	118	118
Infrastructure Maintenance Fee	468	468	468	558	558	558
Student Activity Fee	164	164	164	164	164	164
Transit Fee	48	48	48	48	48	48
Technology Fee	150	150	150	174	174	174
Total	\$ 23,102	\$ 45,122	\$ 38,382	\$ 23,222	\$ 45,242	\$ 38,502
LAW SCHOOL-SJD						
Tuition	\$ 10,538	\$ 18,902	\$ 17,108	\$ 10,538	\$ 18,902	\$ 17,108
General University Fee	112	112	112	118	118	118
Infrastructure Maintenance Fee	468	468	468	558	558	558
Student Activity Fee	164	164	164	164	164	164
Transit Fee	48	48	48	48	48	48
Technology Fee	150	150	150	174	174	174
Total	\$ 11,480	\$ 19,844	\$ 18,050	\$ 11,600	\$ 19,964	\$ 18,170

UNIVERSITY OF CONNECTICUT
Tuition Rates Per Credit

Credits	Undergraduate			Graduate / Social Work			Law - Day Division			Law - Evening Division		
	Resident	Non-Resid	NE Reg	Resident	Non-Resid	NE Reg	Resident	Non-Resid	NE Reg	Resident	Non-Resid	NE Reg
<u>2022-23</u>												
1	653	1,598	1,029	1,010	2,227	1,615	1,265	2,559	2,158	1,059	2,142	1,807
2	1,306	3,196	2,058	2,020	4,454	3,230	2,530	5,118	4,316	2,118	4,284	3,614
3	1,959	4,794	3,087	3,030	6,681	4,845	3,795	7,677	6,474	3,177	6,426	5,421
4	2,612	6,392	4,116	4,040	8,908	6,460	5,060	10,236	8,632	4,236	8,568	7,228
5	3,265	7,990	5,145	5,050	11,135	8,075	6,325	12,795	10,790	5,295	10,710	9,035
6	3,918	9,588	6,174	6,060	13,362	9,690	7,590	15,354	12,948	6,354	12,852	10,842
7	4,571	11,186	7,203	7,070	15,589	11,305	8,855	17,913	15,106	7,413	14,994	12,649
8	5,224	12,784	8,232	8,080	17,816	12,920	10,120	20,472	17,264	8,472	17,136	14,456
9	5,877	14,382	9,261	9,087	20,043	14,535	11,385	23,031	19,422	9,531	19,278	16,263
10	6,530	15,980	10,290				12,650	25,590	21,580	10,590	21,420	18,070
11	7,183	17,578	11,319				13,915	28,149	23,738			
12	7,836	19,170	12,345				15,177	30,698	25,893			
annual - full time	15,672	38,340	24,690	18,174	40,086	29,070	30,354	61,396	51,786	21,180	42,840	36,140

UNIVERSITY OF CONNECTICUT
Tuition Rates Per Credit

Credits	Stamford Ph.D			Pharmacy (Pharm.D.)			Physical Therapy (DPT)			SJD Law		
	Resident	Non-Resid	NE Reg	Resident	Non-Resid	NE Reg	Resident	Non-Resid	NE Reg	Resident	Non-Resid	NE Reg
<u>2022-23</u>												
1	1,205	2,227	1,956	1,584	3,149	2,619	1,313	2,532	1,918	586	1,051	951
2	2,410	4,454	3,912	3,168	6,298	5,238	2,626	5,064	3,836	1,172	2,102	1,902
3	3,615	6,681	5,868	4,752	9,447	7,857	3,939	7,596	5,754	1,758	3,153	2,853
4	4,820	8,908	7,824	6,336	12,596	10,476	5,252	10,128	7,672	2,344	4,204	3,804
5	6,025	11,135	9,780	7,920	15,745	13,095	6,565	12,660	9,590	2,930	5,255	4,755
6	7,230	13,362	11,736	9,504	18,894	15,714	7,878	15,192	11,508	3,516	6,306	5,706
7	8,435	15,589	13,692	11,088	22,043	18,333	9,191	17,724	13,426	4,102	7,357	6,657
8	9,640	17,816	15,648	12,672	25,192	20,952	10,504	20,256	15,344	4,688	8,408	7,608
9	10,837	20,043	17,596	14,252	28,338	23,571	11,816	22,781	17,258	5,269	9,451	8,554
10												
11												
12												
annual - full time	21,674	40,086	35,192	28,504	56,676	47,142	23,632	45,562	34,516	10,538	18,902	17,108

UNIVERSITY OF CONNECTICUT
Fee Charges By Credit

Per Semester														Per Credit						
Infrastructure Maintenance Fee			General University Fee				Student Rec Center Fee (Storrs Only)		Student Health Services		Technology Fee			Online Fee	Storrs Non-Degree Fall/Spring		Summer, Intersession and Winter Session		June and Winter Term	
Credits	Undergrad	Grad	Storrs Undergrad	Storrs Grad (c)	Off-Campus Grad (a)	Other Reg Campus (a)	Undergrad	Grad	(UG Storrs)	Student Health Services (Grad Storrs)	Undergrad	Grad	Summer / Intersession/ Non-degree	Grad and Non-degree, & all students in intersessions and summer	Undergrad Degree and BGS, BPS	Grad	Undergrad	Grad	Law (b)	
2022-23																				
1	70	70	184	163	59	59	250	200	86	114	87	87	30	25	653	1,010	653	1,010	1,112	
2	70	70	184	163	59	59	250	200	86	114	87	87	30	25	1,306	2,020	1,306	2,020	2,224	
3	70	70	184	163	59	59	250	200	86	114	87	87	30	25	1,959	3,030	1,959	3,030	3,336	
4	70	70	184	163	59	59	250	200	86	114	87	87	30	25	2,612	4,040	2,612	4,040	4,448	
5	70	140	184	327	59	59	250	200	86	229	87	87	30	25	3,265	5,050	3,265	5,050	5,560	
6	140	140	369	327	59	59	250	200	172	229	87	87	30	25	3,918	6,060	3,918	6,060	6,672	
7	140	140	369	327	59	59	250	200	172	229	87	87	30	25	4,571	7,070	4,571	7,070	7,784	
8	140	140	369	327	59	59	250	200	172	229	87	87	30	25	5,224	8,080	5,224	8,080	8,896	
9	140	279	369	488	59	59	250	200	172	343	87	87	30	25	5,877	9,087	5,877	9,090	10,008	
10	140	279	369	488	59	59	250	200	172	343	87	87	30	25	6,530		6,530	10,100	11,120	
11	140	279	369	488	59	59	250	200	172	343	87	87	30	25	7,183		7,183	11,110	12,232	
12	279	279	737	488	59	59	250	200	343	343	87	87	30	25	7,836		7,836	12,120	13,344	
13	279	279	737	488	59	59	250	200	343	343	87	87	30	25			8,489	13,130	14,456	

(a) The General University Fees for SSW, MPA HFTD, Law Day/Eve, Full Time MBA as well as for the other regional campuses are not prorated per credit.
(b) Law School summer and winter charges per credit are based on the evening division tuition plus prorated General University Fee.
(c) Executive MBA program at \$90,000 AY23

UNIVERSITY OF CONNECTICUT
Program Fee Charges By Credit

Credits	Master of Engineering	Master in Data Science	Nursing - Doctorate in Nursing (PM/DNP)	Nursing - Nurse Practitioner (AGPCNP/AGACNP/FNP/NNP)	Nursing - Certificate (HPE,HN,PM,HI)	Nursing - Certificate Entry in Nursing BS (CEIN_BS)	Social Work Extension	Survey Research, MPA Fellows, Nonprofit Management and Leadership & Public Management	Online Graduate Certificates and Programs,GIS and Post Secondary Disability Cert
2022-23									
1	1,300	1,325	925	925	925	867	1,010	900	825
2	2,600	2,650	1,850	1,850	1,850	1,734	2,020	1,800	1,650
3	3,900	3,975	2,775	2,775	2,775	2,601	3,030	2,700	2,475
4	5,200	5,300	3,700	3,700	3,700	3,468	4,040	3,600	3,300
5	6,500	6,625	4,625	4,625	4,625	4,335	5,050	4,500	4,125
6	7,800	7,950	5,550	5,550	5,550	5,202	6,060	5,400	4,950
7	9,100	9,275	6,475	6,475	6,475	6,069	7,070	6,300	5,775
8	10,400	10,600	7,400	7,400	7,400	6,936	8,080	7,200	6,600
9	11,700	11,925	8,325	8,325	8,325	7,803	9,090	8,100	7,425
10	13,000	13,250	9,250	9,250	9,250	8,670	10,100	9,000	8,250
11	14,300	14,575	10,175	10,175	10,175	9,537	11,110	9,900	9,075
12	15,600	15,900	11,100	11,100	11,100	10,404	12,120	10,800	9,900
13	16,900	17,225	12,025	12,025	12,025	11,271	13,130	11,700	10,725

UNIVERSITY OF CONNECTICUT
Program Fee Charges By Credit

								LL.M. U.S. Legal LAW, Executive LLM, LLM-Energy & Environmental Law & LLM-Human Rights & Social Justice
	Business MSFRM / FINTECH per credit/	Business (PTMBA) / (MSHRM) per credit	Business MSBAPM per credit	Business MSA per credit	Business Accounting Certificate Program (ACP)	Business Fee-Based Programs (Other) Non ACP- Per Credit	LL.M. INSURANCE LAW	
2022-23								
1	1,500	1,050	1,100	975	975	1,050	1,326	1,276
2	3,000	2,100	2,200	1,950	1,950	2,100	2,652	2,552
3	4,500	3,150	3,300	2,925	2,925	3,150	3,978	3,828
4	6,000	4,200	4,400	3,900	3,900	4,200	5,304	5,104
5	7,500	5,250	5,500	4,875	4,875	5,250	6,630	6,380
6	9,000	6,300	6,600	5,850	5,850	6,300	7,956	7,656
7	10,500	7,350	7,700	6,825	6,825	7,350	9,282	8,932
8	12,000	8,400	8,800	7,800	7,800	8,400	10,608	10,208
9	13,500	9,450	9,900	8,775	8,775	9,450	11,934	11,484
10	15,000	10,500	11,000	9,750	9,750	10,500	13,260	12,760
11	16,500	11,550	12,100	10,725	10,725	11,550	14,586	14,036
12	18,000	12,600	13,200	11,700	11,700	12,600	15,912	15,312
13	19,500	13,650	14,300	12,675	12,675	13,650	17,238	16,588

Note: The University also offers an Executive MBA program at \$90,000

UNIVERSITY OF CONNECTICUT
Fee Summary - Non-mandatory Tier II

	<u>FY2022</u>	<u>FY2023</u>	<u>\$ Change</u>	<u>% Change</u>	
Acceptance Fees					
Enrollment Deposit	\$ 400	\$ 400	\$ -	0.0%	Enrollment deposit to \$400 (will not be posted on fee bill)
Law (day and evening)	\$ 250	\$ 250	\$ -	0.0%	Law School charges incoming JD students two separate \$250 seat deposits for a total of \$500
Law LLM	\$ 500	\$ 500	\$ -	0.0%	
Law SJD	\$ 500	\$ 500	\$ -	0.0%	
Executive MBA	\$ 1,800	\$ 1,800	\$ -	0.0%	
Full-time MBA	\$ 500	\$ 500	\$ -	0.0%	
Business BAPM	\$ 500	\$ 500	\$ -	0.0%	
Business MDFRM	\$ 500	\$ 500	\$ -	0.0%	
Certification in Risk Management	\$ 500	\$ 500	\$ -	0.0%	
Business MS HR Management	\$ 500	\$ 500	\$ -	0.0%	
Business ABC HR Management	\$ 100	\$ 100	\$ -	0.0%	
Social Work (MS)	\$ 60	\$ 60	\$ -	0.0%	
Doctor of Physical Therapy	\$ 1,000	\$ 1,000	\$ -	0.0%	
Nursing (MS)	\$ 1,000	\$ 1,000	\$ -	0.0%	
Nursing (MD/DMP)	\$ 1,000	\$ 1,000	\$ -	0.0%	
Nursing (DNP)	\$ 1,000	\$ 1,000	\$ -	0.0%	
Nursing (PhD)	\$ 1,000	\$ 1,000	\$ -	0.0%	
Nursing (CEIN)	\$ 1,000	\$ 1,000	\$ -	0.0%	
Activity Fee					
Storrs Graduate	\$ 16	\$ 16	\$ -	0.0%	
Law (day and evening)	\$ 82	\$ 82	\$ -	0.0%	
Law LLM	\$ 82	\$ 82	\$ -	0.0%	
Social Work	\$ 25	\$ 25	\$ -	0.0%	
Summer Session (undergrad/graduate)	\$ 16	\$ 16	\$ -	0.0%	
Full-time MBA	\$ 16	\$ 16	\$ -	0.0%	
Application Fee					
Storrs Undergraduate	\$ 80	\$ 80	\$ -	0.0%	
Regionals Undergraduate	\$ 80	\$ 80	\$ -	0.0%	
Law (day and evening)	\$ 60	\$ 60	\$ -	0.0%	
Law SJD	\$ 100	\$ 100	\$ -	0.0%	
Law LLM	\$ 75	\$ 75	\$ -	0.0%	
Social Work	\$ 55	\$ 55	\$ -	0.0%	
BGS	\$ 95	\$ 95	\$ -	0.0%	
Graduate	\$ 75	\$ 75	\$ -	0.0%	
Study Abroad	\$ 25	\$ 25	\$ -	0.0%	
Bad Check Charge	\$ 25	\$ 25	\$ -	0.0%	
Continuous Registration Fee					
Storrs Campus & Law Students	\$ 400	\$ 400	\$ -	0.0%	
Regional Campus Students	\$ 100	\$ 100	\$ -	0.0%	
Course Credit by Exam - Storrs	\$ 10	\$ 10	\$ -	0.0%	
German Section Admin Charge (summer)	\$ 350	\$ 350	\$ -	0.0%	
ID Card Replacement	\$ 30	\$ 30	\$ -	0.0%	
Late Fee					
Storrs Undergrad	\$ 150	\$ 150	\$ -	0.0%	Additional \$150 after add/drop period
Storrs Graduate, MBA (per day)	\$ 150	\$ 150	\$ -	0.0%	Additional \$150 after add/drop period
Law (per day)	\$ 150	\$ 150	\$ -	0.0%	Additional \$150 after add/drop period
Social Work Step	\$ 150	\$ 150	\$ -	0.0%	Additional \$150 after add/drop period
Social Work	\$ 150	\$ 150	\$ -	0.0%	Additional \$150 after add/drop period
Materials Fees - Majors (per semester)					
Post-Baccalaureate Certificate in Pre-Medicine / Dentistry	\$ 1,500	\$ 1,500	\$ -	0.0%	
Parking Decal (Temporary) Storrs, MBA	\$ 2	\$ 2	\$ -	0.0%	
Parking Decal (Replacement) Storrs, MBA	\$ 10	\$ 10	\$ -	0.0%	
Parking Fees - Commuters					
Storrs	\$72 - \$188	\$72 - \$188	\$ -	0.0%	

UNIVERSITY OF CONNECTICUT
Fee Summary - Non-mandatory Tier II

	<u>FY2022</u>	<u>FY2023</u>	<u>\$ Change</u>	<u>% Change</u>	
Regional Campuses					
Law School					
Garages	\$ 440	\$ 440	\$ -	0.0%	
Parking Fees					
Graduate Assistants - Storrs	\$72 - \$188	\$72 - \$188	\$ -	0.0%	
Residents	\$72 - \$188	\$72 - \$188	\$ -	0.0%	
Summer	\$ 10	\$ 10	\$ -	0.0%	
'C' Lot Storage/Remote	\$ 48	\$ 48	\$ -	0.0%	
Ratcliffe Hicks Degree Process (One-time)	\$ 300	\$ 300	\$ -	0.0%	
Reinstatement Fee					
Storrs - Graduate & MBA	\$ 65	\$ 65	\$ -	0.0%	
Law	\$ 10	\$ 10	\$ -	0.0%	
Senior Citizen Audit Fee - Credit Ext.	\$ 15	\$ 15	\$ -	0.0%	
Social Work Enrollment Fee Step Program	\$ 20	\$ 45	\$ 25	0.0%	Fee should be \$45 per SSW
Study Abroad - undergrad/one-time	\$ 475	\$ 475	\$ -	0.0%	
Study Abroad - Law School/one-time	\$ 475	\$ 475	\$ -	0.0%	
Summer Enrollment Fee					
Degree	\$ 45	\$ 45	\$ -	0.0%	
Non-Degree	\$ 65	\$ 65	\$ -	0.0%	
UconnPIRG (optional)					
Storrs	\$ 5	\$ 5	\$ -	0.0%	
VISA Compliance Fee	\$ 700	\$ 700	\$ -	0.0%	J-1 and F-1 Visa Holders. Waived for Graduate Assistants (\$350 per/semester Fall and Spring) Per semester. Full time undergraduate only.
Barnes and Noble First Day	\$ -	\$ 285	\$ 285	0.0%	Student may opt out

University of Connecticut
Summary of Recommended adjustments to Housing and Dining Rates

Storrs Campus Rates				
Rate	Room Type	FY22	FY23 Proposed	Dollar Increase
Rate 1	Regular Double	\$7,238	\$7,436	\$198
Rate 1	Triple Traditional Residence Hall	\$7,238	\$7,436	
Rate 1	Quad Four Person Room	\$7,238	\$7,436	
Rate 1	Northwood Apartments (Double in 2 Bedroom/3 Person)	\$7,238	\$7,436	
Rate 2	NextGen Hall Double (new)	\$7,422	\$7,626	\$204
Rate 3	Busby/Garrigus Suites Triples	\$7,956	\$8,174	\$218
Rate 3	Nathan Hale Inn Triple	\$7,956	\$8,174	
Rate 4	Busby/Garrigus/South Suites Double	\$8,868	\$9,112	\$244
Rate 4	Husky Village	\$8,868	\$9,112	
Rate 4	Mansfield Apartments	\$8,868	\$9,112	
Rate 4	Northwood Apartments (Single in 2 Bed/2 Person)	\$8,868	\$9,112	
Rate 4	Regular Single	\$8,868	\$9,112	
Rate 4	Shippee C Section	\$8,868	\$9,112	
Rate 5	NextGen Hall Single (new)	\$9,006	\$9,254	\$248
Rate 6	Busby/Garrigus/South Suites Single	\$9,452	\$9,712	\$260
Rate 6	Charter Oak/Hilltop Apartments 2 Bedroom/4 Person	\$9,452	\$9,712	
Rate 6	Hilltop Apartments Double Efficiency	\$9,452	\$9,712	
Rate 7	Charter Oak/Hilltop Apartments 4 Bedroom/4 Person	\$12,194	\$12,528	\$334
Rate 8	Charter Oak/Hilltop Apartments – 2 Bedroom/2 Person (new)	\$14,130	\$14,518	\$388

Stamford Campus Rates - Board not required				
Rate	Room Type	FY21	FY23 Proposed	Dollar Increase
Stamford Rate 1	Standard Shared Bedroom	\$10,554	\$10,844	\$290
Stamford Rate 2	Premium Shared Bedroom	\$12,800	\$13,152	\$352
Stamford Rate 3	Penthouse Shared Bedroom	\$13,368	\$13,736	\$368

Storrs Campus Dining Rates				
Rate	Room Type	FY21	FY23 Proposed	Dollar Increase
Rate 1	Ultimate	\$6,308	\$6,480	\$172
Rate 2	Value	\$6,020	\$6,186	\$166
Rate 3	Custom	\$5,710	\$5,866	\$156



FY23 Fee Proposal

April 2022

FY23 Fee Proposal

A \$268 increase is proposed for Storrs based mandatory fees and a \$364 increase in Housing and Dining rates, keeping rate adjustments in line with inflation while supporting programming

Over the past 5 years, these mandatory fees have only increased by 3.8% while expenses have grown by 18.0%


Mandatory Fees - Storrs Undergraduate					
	FY22	FY17-FY22		FY23 Proposed	Dollar Increase
		Rate Increase	Cost Increase		
General University Fee	\$ 1,380	3.4%	8.5%	\$ 1,474	\$ 94
Student Health Services*	636	9.7%	56.1%	686	50
Infrastructure Maintenance Fee	468	0.0%	16.3%	558	90
Technology Fee	150	0.0%	0.0%	174	24
Transit Fee**	168	0.0%	4.2%	178	10
Total Mandatory Fees		3.8%	18.0%		\$ 268

Housing and Dining					
	FY22	FY17-FY22		FY23 Proposed	Dollar Increase
		Rate Increase	Cost Increase		
Housing	\$ 7,238	8.7%	8.9%	\$ 7,436	\$ 198
Dining	6,020	9.2%	23.6%	6,186	166
Total Housing and Dining		8.9%	15.6%		\$ 364

*Includes COVID related expenditures. Excluding COVID, costs increased 33%

**Excludes UPass rate increase

FY22 full year forecast as of 4/22



Commitment to Students with Need

UConn is committed to support students with financial need

- University Supported aid has increased 28% since FY19
- Approximately 65% of undergraduates receive some form of gift aid
- With every tuition increase, UConn increases funding for need-based financial aid

Undergraduate & Graduate Aid (\$M)	FY19	FY20	FY21	FY22 Forecast	FY19-FY22 Change
University Supported*	\$129.2	\$142.8	\$150.2	\$164.8	\$35.6
State (includes R. Willis Scholarship)	9.0	9.7	10.7	9.9	0.9
Federal (Pell/SEOG)	35.3	46.2	51.4	68.8	33.5
Other**	14.8	12.9	17.5	19.7	4.9
Total Aid	\$188.3	\$211.7	\$229.8	\$263.2	\$74.9

*University Supported includes undergraduate and graduate aid funded by tuition, departmental revenue, and work-study

**Other funding comes from the private sources such as the Foundation and Endowments

General University Fee

The General University Fee supports student programming and services



The fee supports student-related programs and institutional services of those programs

- Athletics
- Career Development Center
- Fraternity and Sorority Life
- Jorgensen Performing Arts Center
- Marching Band
- Off-Campus Student Services
- One Card
- Student Activities

Last Rate Change: 2020

Current Rate: \$1,380

Proposed Rate: \$1,474

Increase +\$94

Regional Campus increase +\$8

Student Health and Wellness

.....
Student Health and Wellness offers a comprehensive set of services to ensure the health and well-being of our students

- Immediate Care
- Alcohol and other Substance Support
- Allergy Clinic
- Injury & Illness
- Lab Testing
- Mental Health
- Nutrition
- Overnight Care

- Pharmacy
- Preventive Care & Health Screenings
- Radiology
- Recovery Support Services
- Sexual Health & Reproductive Care
- Sports Medicine
- Travel Medicine
- Immunizations

Last Rate Change: 2022

Current Rate: \$636

Proposed Rate: \$686

Increase +\$50



Commitment to Mental Health and Wellness

SHaW continues to strengthen and grow its mental health practice, improve access to care, and develop expertise in diversity and inclusion best practices within a clinical setting

Infrastructure Maintenance Fee

The University continues to make improvements to campus and modernize its infrastructure

Infrastructure Maintenance Fee

- Directly supports maintenance costs for classrooms, buildings, and infrastructure; and payments towards select debt-financed infrastructure improvements.
- Preventative maintenance of assets is required to drive down operational expenses

Last Rate Change: 2014

Current Rate: \$468

Proposed Rate: \$558

Increase +\$90




Technology Fee

Classroom upgrades in 2022 focus on providing professors the ability to instruct hybrid audiences

**Typical
Classroom
Before**



**Typical
Classroom
After**




Technology Fee

- Supports various IT services for all students, such as enterprise-wide software products for student academic and personal use, equipment for high tech classrooms and computer labs, wireless capacity in student-centric areas, and media-related library services.

Last Rate Change: 2014
Current Rate: \$150
Proposed Rate: \$174
Increase +\$24

Transit Fee

Students can ride on campus or across the State



Transit Fee

- Funds campus shuttle bus service.
- Students receive access to the State's UPass program.
- Electric bus conversion in 2024
- Although the fee has increased by \$48 from FY15, the revenues are used to directly fund the State's UPass program and provide students with free CT Transit passes

Last Rate Change: 2022
Current Rate: \$168
Proposed Rate: \$178
Increase +\$10

Housing and Dining

A 2.75% rate increase to both Housing and Dining will be used for continued investment in the on-campus housing program



Competitor Schools

- UConn has the 2nd lowest Housing rate out of 14.
- UConn's Dining rate, however, is the 3rd highest.
- Combined, UConn has the 4th lowest rates out of its competitors.

Last Rate Change 2020
Housing \$7,436 (+\$198)
Dining \$6,186 (+\$166)

Ranking by total Room and Board Rates


	School	Room Rate	Board Rate	Total
(1)	Northeastern University	\$ 9,634	\$ 7,910	\$ 17,544
(2)	Boston University	\$ 10,990	\$ 5,850	\$ 16,840
(3)	Fordham University	\$ 10,444	\$ 6,129	\$ 16,573
(4)	Quinnipiac University	\$ 11,960	\$ 3,710	\$ 15,670
(5)	Boston College	\$ 9,780	\$ 5,822	\$ 15,602
(6)	Stony Brook	\$ 9,914	\$ 5,590	\$ 15,504
(7)	University of Delaware	\$ 8,316	\$ 5,426	\$ 13,742
(8)	University of Massachusetts	\$ 7,611	\$ 5,984	\$ 13,595
(9)	Rutgers	\$ 8,196	\$ 5,232	\$ 13,428
(10)	University of Vermont	\$ 8,786	\$ 4,568	\$ 13,354
(11)	UConn*	\$ 7,238	\$ 6,020	\$ 13,258
(12)	University of Rhode Island	\$ 8,340	\$ 4,750	\$ 13,090
(13)	University of Maryland	\$ 8,072	\$ 4,916	\$ 12,988
(14)	University of North Carolina	\$ 6,878	\$ 5,004	\$ 11,882

Published 2021-22
Academic year rates

Other


First Day Complete Program

- Students will receive all required textbooks and course materials for a flat fee added to their fee bill each semester starting Spring 2023.
- \$285 per semester fee will be charged to the student's fee bill.
- Program is optional and students can opt-out.
- Full-time undergraduate students only.



Experiential Global Learning

- Convert from a Fee-based to tuition-based program.
- Under a tuition-based model, a student will now be able to use merit scholarships and tuition waivers.
- Changing the program to tuition-based is budget neutral to the University.



Program Fees



Academic Program Fees FY23

	FY22 Rate	FY23 Proposed	Dollar Change	Percent Change	Comment
<u>School of Business</u>					
MSBAPM	\$ 1,050	\$ 1,100	\$ 50	4.8%	Proposed increases result in program fees that remain competitive with peer institutions and below the national average for comparable-quality programs.
MSA, AFC, ABC in Accounting Analytics	\$ 925	\$ 975	\$ 50	5.4%	
<u>School of Law</u>					
Evening Division					
Resident	\$ 1,108	\$ 1,059	\$ (49)	-4.4%	Current tuition structure results in a higher total cost of degree for the evening program compared to the full-time day program. The requested adjustment brings the total cost of evening program in line with the day program.
Non-Resident	\$ 2,209	\$ 2,142	\$ (67)	-3.0%	
NE Reg	\$ 1,872	\$ 1,807	\$ (65)	-3.5%	
<u>School of Nursing</u>					
Health Professions Education Certificate	\$ 825	\$ 925	\$ 100	12.1%	Cost of delivering these programs continues to increase.
Holistic Nursing Certificate	\$ 825	\$ 925	\$ 100	12.1%	
Pain Management Certificate	\$ 825	\$ 925	\$ 100	12.1%	
Healthcare Innovation Certificate	\$ 825	\$ 925	\$ 100	12.1%	
MS in Data Science	\$ -	\$ 1,325	\$ 1,325		New Program

Proposed Cost of Attendance

Storrs Campus	Undergraduate			Graduate		
	In-State	Out-of-State	NE Regional	In-State	Out-of-State	NE Regional
Tuition (Approved Dec 2019)	\$ 15,672	\$ 38,340	\$ 24,690	\$ 18,174	\$ 40,086	\$ 29,070
General University Fee	1,474	1,474	1,474	976	976	976
Student Health Services	686	686	686	686	686	686
Student Recreation Center Fee	500	500	500	400	400	400
Infrastructure Maintenance Fee	558	558	558	558	558	558
Student Activity Fees	192	192	192	32	32	32
Technology Fee	174	174	174	174	174	174
Transit Fee	178	178	178	178	178	178
Graduate Matriculation Fee	-	-	-	84	84	84
Total, Commuting Student	\$ 19,434	\$ 42,102	\$ 28,452	\$ 21,262	\$ 43,174	\$ 32,158
Housing	7,436	7,436	7,436	9,066	9,066	9,066
Dining	6,186	6,186	6,186	6,186	6,186	6,186
Total, Housing Student	\$ 13,622	\$ 13,622	\$ 13,622	\$ 15,252	\$ 15,252	\$ 15,252
Total On-Campus Student	\$ 33,056	\$ 55,724	\$ 42,074	\$ 36,514	\$ 58,426	\$ 47,410

Regional Campus	Undergraduate		
	In-State	Out-of-State	NE Regional
Tuition (Approved Dec 2019)	\$ 15,672	\$ 38,340	\$ 24,690
General University Fee	118	118	118
Infrastructure Maintenance Fee	558	558	558
Student Government	70	70	70
Technology Fee	174	174	174
Transit Fee	48	48	48
Total, Commuting Student	\$ 16,640	\$ 39,308	\$ 25,658



**Town Hall Presentation posted at:
cfo.uconn.edu**

**Email questions to:
evpacfo@uconn.edu**

Appendix

Inflation

Year	HEPI	CPI	National Rental
2013	1.6%	1.50%	2.70%
2014	3.0%	1.60%	5.62%
2015	2.0%	0.10%	3.58%
2016	1.3%	1.30%	6.63%
2017	3.4%	2.10%	4.69%
2018	2.9%	2.40%	2.61%
2019	2.5%	1.80%	5.63%
2020	2.0%	1.20%	16.60%
2021	2.7%	4.80%	13.50%

FY17-FY21	10.52%	10.56%	43.45%
------------------	---------------	---------------	---------------

Historical Rate Increases

Fiscal Year	Housing	Dining	Total	Increase
FY13	\$6,096	\$5,284	\$11,380	2.99%
FY14	\$6,278	\$5,444	\$11,722	3.01%
FY15	\$6,466	\$5,608	\$12,074	3.00%
FY16	\$6,660	\$5,514	\$12,174	0.83%
FY17	\$6,660	\$5,514	\$12,174	0.00%
FY18	\$6,838	\$5,676	\$12,514	2.79%
FY19	\$7,028	\$5,846	\$12,874	2.88%
FY20	\$7,238	\$6,020	\$13,258	2.98%
FY21	\$7,238	\$6,020	\$13,258	0.00%
FY22	\$7,238	\$6,020	\$13,258	0.00%
FY23 (Proposed)	\$7,436	\$6,186	\$13,622	2.75%

FY17-FY21	8.68%	9.18%	8.90%
------------------	--------------	--------------	--------------

Historical Rate Increases - GUF UG Storrs

Fiscal Year	GUF (other)	SHaW	Student Recreation	Total	Increase
FY13	\$1,776			\$1,776	2.99%
FY14	\$1,848			\$1,848	4.05%
FY15	\$1,914			\$1,914	3.57%
FY16	\$1,914			\$1,914	0.00%
FY17	\$1,914			\$1,914	0.00%
FY18	\$1,914			\$1,914	0.00%
FY19	\$1,334	\$580		\$1,914	0.00%
FY20	\$1,380	\$580	\$500	\$2,460	28.53%
FY21	\$1,380	\$580	\$500	\$2,460	0.00%
FY22	\$1,380	\$636	\$500	\$2,516	2.28%
FY23 (Proposed)	\$1,474	\$686	\$500	\$2,660	5.72%

FY17-FY21	2.40%			28.53%
------------------	--------------	--	--	---------------

Other Institutional Fees - UG Storrs

Fiscal Year	IMF	Tech Fee	Transit Fee	Total	Increase
FY13	\$454	\$120	\$100	\$674	2.99%
FY14	\$468	\$150	\$110	\$728	8.01%
FY15	\$468	\$150	\$120	\$738	1.37%
FY16	\$468	\$150	\$120	\$738	0.00%
FY17	\$468	\$150	\$120	\$738	0.00%
FY18	\$468	\$150	\$120	\$738	0.00%
FY19	\$468	\$150	\$160	\$778	5.42%
FY20	\$468	\$150	\$160	\$778	0.00%
FY21	\$468	\$150	\$160	\$778	0.00%
FY22	\$468	\$150	\$168	\$786	1.03%
FY23 (Proposed)	\$558	\$174	\$178	\$910	15.78%

FY17-FY21	0.00%	0.00%	33.33%	5.42%
------------------	--------------	--------------	---------------	--------------