



REVISED
(December 7, 2022 Board of Trustees Meeting)

December 7, 2022

TO: Members of the Board of Trustees

FROM: Lloyd A. Blanchard 
Interim Vice President for Finance & Chief Financial Officer

Anne D'Alleva 
Provost and Executive Vice President for Academic Affairs

RE: Fiscal Year 2024 Student Fees for the University of Connecticut, Storrs, and
Regional Campuses

RECOMMENDATION:

That the Board of Trustees approve increases to the General University Fee, Student Health and Wellness Fee, Infrastructure Maintenance Fee, Technology Fee, Transit Fee, Housing and Board rates, ~~Visa Compliance Fee~~, and select Academic Program Fees for Fiscal Year 2024, as detailed in the attachments.

RESOLUTION:

“Be it resolved that the University’s Student Fees for Fiscal Year 2024 shall be set according to the attached Rate Schedule.”

BACKGROUND:

Tuition

On December 11, 2019, the Board of Trustees approved a five-year tuition plan for Fiscal Years 2021 – 2025, applying to all undergraduate and graduate tuition-based programs, excluding the School of Law. The approved increase for Fiscal Year 2024 was set at \$660 for in-state and out-of-state students.

Institutional Fees

Institutional Fees are recommended by senior leadership and include fees such as Housing and Board, specific fees (e.g., Infrastructure Maintenance Fee, Transit Fee, etc.), and other fees such as late fees, escrow fees, etc.

Housing and Board: A 2.75% rate increase, resulting in \$102 per semester or \$204 per academic year to Housing (Double) rates and \$85 per semester or \$170 per academic year to Board (Value) rates on the Storrs campus. Housing and Board rate changes are driven by increased costs associated with maintaining existing facilities, programming and program investment, off-campus housing competitors, and student demand. The proposed increase will align Housing and Board rates with the off-campus housing market and inflation, keeping the program pricing competitive. New revenues will be used to fund, in part, future investments in the University's housing stock. All Storrs and Stamford rates will increase by 2.75% per the attached rate schedule.

Infrastructure Maintenance Fee: An increase of \$30 per semester or \$60 per academic year across all campuses. The fee directly supports many University facilities' maintenance costs and payments toward select debt-financed infrastructure improvements. Additional revenues will go towards continued facility and infrastructure improvements while supporting sustainability efforts. Beginning in FY24, this fee will be a flat rate.

Technology Fee: An increase of \$5 per semester or \$10 per academic year across all campuses. The fee supports various IT services for all students, such as enterprise-wide software products for educational and personal use, over 330 high-tech classrooms and computer lab equipment, wireless capacity in student-centric areas, and media-related library services.

Transit Fee: An increase of \$8 per semester or \$16 per academic year to the Storrs rate. Although the rate has increased in prior years, those revenues have directly funded the State's UPass program. These new revenues will offset rising costs in the University's transit program. The regional campus rate will increase by \$3 per semester or \$6 per academic year.

Student Fees

Student Fees are reviewed and proposed to senior leadership through the Student Activity and Service Fee Advisory Committee (SASFAC), including students, faculty, and administrative representatives. Increases are requested for the General University Fee and the Student Health and Wellness Fee.

General University Fee (GUF): An increase of \$48 per semester or \$96 per academic year to the Storrs rate and \$3 per semester or \$6 per academic year to the regional rate. The fee supports student-related programs. These programs are, by definition, supplementary to the educational mission of the University and must generate operating revenue through fees or use charges. The new revenue will offset contractual salary increases in Fiscal Year 2024 and partially offset the existing operating deficit. Beginning in FY24, this fee will be a flat rate.

Student Health and Wellness (SHaW) Fee: An increase of \$45 per semester or \$90 per academic year. Effective FY24, regional campus students will be charged \$40 per semester or \$80 per academic year, partially offsetting costs associated with existing services offered at regional campuses. New revenues will also fund contractual salary increases. The program continues to be subsidized. Beginning in FY24, this fee will be a flat rate.

Academic Program Fees

Academic Program fees include specific program or course fees and are reviewed and proposed to senior leadership by a committee led by the Provost's Office. Academic Program fees are applied to all students within a specific program.

School of Business

Part-Time MBA
Online MBA
MBA
MS Human Resources Management
Advanced Business Certificate in Health Care Analytics
Advanced Business Certificate in Health Care Finance and Insurance
Advanced Business Certificate in Human Resources Management
Advanced Business Certificate in Information Technology Audit
Advanced Business Certificate in Supply Chain Analytics
Certificate in Corporate and Regulatory Compliance
Certificate in Global Risk Management
Long-term Health Care Management Certificate

Recommendation: To approve a fee increase from \$1,050/credit to \$1,100/credit (4.76%).

Justification: An increase in program fees is necessary to deliver quality programs. Direct expenses to deliver programs are increasing to improve the quality of teaching faculty, enhance programmatic support, enhance marketing and recruitment efforts, and hire skilled faculty and staff. The proposed increases result in program fees that remain competitive with national and regional competition and maintain consistency with graduate tuition increases.

MS in Business Analytics & Project Management
Advanced Business Certificate in Business Analytics
Advanced Business Certificate in Project Management

Recommendation: To approve a fee increase from \$1,100/credit to \$1,150/credit (4.55%).

Justification: An increase in program fees is necessary to deliver quality programs. Direct expenses to deliver programs are increasing to improve the quality of teaching faculty, enhance programmatic support, enhance marketing and recruitment efforts, and hire skilled

faculty and staff. The proposed increases result in program fees that remain competitive with national and regional competition and maintain consistency with graduate tuition increases.\

MS in Accounting
Accounting Fundamentals Certificate

Advanced Business Certificate in Accounting Analytics

Recommendation: To approve a fee increase from \$975/credit to \$1,025/credit (5.13%).

Justification: An increase in program fees is necessary to deliver quality programs. Direct expenses to deliver programs are increasing to improve the quality of teaching faculty, enhance programmatic support, enhance marketing and recruitment efforts, and hire skilled faculty and staff. The proposed increases result in program fees that remain competitive with national and regional competition and maintain consistency with graduate tuition increases.

Executive MBA

Recommendation: To approve a tuition increase from \$90,000 to \$95,000 (5.56%)

Justification: An increase in program fees is necessary to deliver quality programs. Direct expenses to deliver programs are increasing to improve the quality of teaching faculty, enhance programmatic support, enhance marketing and recruitment efforts, and hire skilled faculty and staff. The proposed increases result in program fees that remain competitive with national and regional competition.

School of Law

LLM – US Legal Studies, Energy & Environmental Law, Human Rights & Social Justice Law, Executive LLM, and Governance, Risk Management and Compliance

Recommendation: To approve a fee increase from \$1,276/credit to \$1,326/credit (3.92%).

Justification: An increase in program fees is necessary to deliver quality programs. Direct expenses to deliver programs are increasing to improve the quality of teaching faculty, enhance programmatic support, account for increased technology costs, enhance marketing and recruitment efforts, and hire skilled faculty and staff. The proposed increases result in program fees that remain competitive with peer institutions. This change also aligns all LLM programs at the same cost per credit rate.

College of Liberal Arts and Sciences – School of Public Policy

Leadership and Public Management Graduate Certificate

Recommendation: To approve a fee increase from \$900/credit to \$1,000/credit (11.11%).

Justification: An increase in the program fee is necessary to deliver quality programs. Direct expenses to deliver programs are increasing to improve the quality of teaching faculty, enhance programmatic support, enhance marketing and recruitment efforts, and hire skilled faculty and staff. The proposed increase results in program fees that remain competitive with peer institutions and brings the rate closer to in-state graduate tuition.

Center for Excellence in Teaching and Learning

Online Graduate Certificates

Recommendation: To approve a fee increase from \$825/credit to \$925/credit (12.12%).

Justification: An increase in the program fee is necessary to deliver quality programs. Direct expenses to deliver programs are increasing to improve the quality of teaching faculty, enhance programmatic support, enhance marketing and recruitment efforts, and hire skilled faculty and staff. The proposed increase results in program fees that remain competitive with peer institutions and brings the rate closer to in-state graduate tuition.

UNIVERSITY OF CONNECTICUT
Undergraduate Schedule of Full-time Tuition and Common Fees

	FY23			FY24 Proposed		
	<u>Resident</u>	<u>Non-Resident</u>	<u>NE Regional</u>	<u>Resident</u>	<u>Non-Resident</u>	<u>NE Regional</u>
STORRS						
Tuition	\$ 15,672	\$ 38,340	\$ 24,690	\$ 16,332	\$ 39,000	\$ 25,350
General University Fee	1,474	1,474	1,474	1,570	1,570	1,570
Student Health Services	686	686	686	776	776	776
Student Recreation Center Fee	500	500	500	500	500	500
Infrastructure Maintenance Fee	558	558	558	618	618	618
Connecticut Daily Campus Fee	20	20	20	20	20	20
Student Government Fee	98	98	98	98	98	98
WHUS Fee	18	18	18	18	18	18
UConn TV	10	10	10	10	10	10
Student Union Fee	46	46	46	46	46	46
Technology Fee	174	174	174	184	184	184
Transit Fee	178	178	178	194	194	194
Total, Commuting Student	\$ 19,434	\$ 42,102	\$ 28,452	\$ 20,366	\$ 43,034	\$ 29,384
Room Fee (Double)	7,436	7,436	7,436	7,640	7,640	7,640
Board Fee (Value)	6,186	6,186	6,186	6,356	6,356	6,356
Total, Dormitory Student	\$ 33,056	\$ 55,724	\$ 42,074	\$ 34,362	\$ 57,030	\$ 43,380
AVERY POINT						
Tuition	\$ 15,672	\$ 38,340	\$ 24,690	\$ 16,332	\$ 39,000	\$ 25,350
General University Fee	118	118	118	124	124	124
Student Health Services	-	-	-	80	80	80
Infrastructure Maintenance Fee	558	558	558	618	618	618
Student Government	70	70	70	70	70	70
Transit Fee	48	48	48	54	54	54
Technology Fee	174	174	174	184	184	184
Total	\$ 16,640	\$ 39,308	\$ 25,658	\$ 17,462	\$ 40,130	\$ 26,480
HARTFORD						
Tuition	\$ 15,672	\$ 38,340	\$ 24,690	\$ 16,332	\$ 39,000	\$ 25,350
General University Fee	118	118	118	124	124	124
Student Health Services	-	-	-	80	80	80
Infrastructure Maintenance Fee	558	558	558	618	618	618
Student Government	60	60	60	60	60	60
Transit Fee	48	48	48	54	54	54
Technology Fee	174	174	174	184	184	184
Total	\$ 16,650	\$ 39,318	\$ 25,668	\$ 17,452	\$ 40,120	\$ 26,470

UNIVERSITY OF CONNECTICUT
Undergraduate Schedule of Full-time Tuition and Common Fees

	FY23			FY24 Proposed		
	<u>Resident</u>	<u>Non-Resident</u>	<u>NE Regional</u>	<u>Resident</u>	<u>Non-Resident</u>	<u>NE Regional</u>
STAMFORD						
Tuition	\$ 15,672	\$ 38,340	\$ 24,690	\$ 16,332	\$ 39,000	\$ 25,350
General University Fee	118	118	118	124	124	124
Student Health Services	-	-	-	80	80	80
Infrastructure Maintenance Fee	558	558	558	618	618	618
Student Government	80	80	80	60	60	60
Transit Fee	48	48	48	54	54	54
Technology Fee	174	174	174	184	184	184
Total, Commuting Student	16,650	39,318	25,668	17,452	40,120	26,470
Room Fee (Stamford Rate 1)	10,844	10,844	10,844	11,142	11,142	11,142
Total, Dormitory Student	\$ 27,494	\$ 50,162	\$ 36,512	\$ 28,594	\$ 51,262	\$ 37,612
WATERBURY						
Tuition	\$ 15,672	\$ 38,340	\$ 24,690	\$ 16,332	\$ 39,000	\$ 25,350
General University Fee	118	118	118	124	124	124
Student Health Services	-	-	-	80	80	80
Infrastructure Maintenance Fee	558	558	558	618	618	618
Student Government	70	70	70	70	70	70
Transit Fee	48	48	48	54	54	54
Technology Fee	174	174	174	184	184	184
Total	\$ 16,640	\$ 39,308	\$ 25,658	\$ 17,462	\$ 40,130	\$ 26,480
PHARMACY (Pharm. D.)						
Tuition	\$ 28,504	\$ 56,676	\$ 47,142	\$ 29,164	\$ 57,336	\$ 47,802
General University Fee	1,474	1,474	1,474	1,570	1,570	1,570
Student Health Services	686	686	686	776	776	776
Student Recreation Center Fee	500	500	500	500	500	500
Infrastructure Maintenance Fee	558	558	558	618	618	618
Connecticut Daily Campus Fee	20	20	20	20	20	20
Student Government Fee	98	98	98	98	98	98
WHUS Fee	18	18	18	18	18	18
UConn TV	10	10	10	10	10	10
Student Union Fee	46	46	46	46	46	46
Technology Fee	174	174	174	184	184	184
Transit Fee	178	178	178	194	194	194
Total, Commuting Student	\$ 32,266	\$ 60,438	\$ 50,904	\$ 33,198	\$ 61,370	\$ 51,836
Room Fee (Double)	7,436	7,436	7,436	7,640	7,640	7,640
Board Fee (Value)	6,186	6,186	6,186	6,356	6,356	6,356
Total, Dormitory Student	\$ 45,888	\$ 74,060	\$ 64,526	\$ 47,194	\$ 75,366	\$ 65,832

UNIVERSITY OF CONNECTICUT
Graduate Schedule of Full-time Tuition and Common Fees

	FY23			FY24 Proposed		
	<u>Resident</u>	<u>Non-Resident</u>	<u>NE Regional</u>	<u>Resident</u>	<u>Non-Resident</u>	<u>NE Regional</u>
STORRS						
Tuition	\$ 18,174	\$ 40,086	\$ 29,070	\$ 18,834	\$ 40,746	\$ 29,730
General University Fee	976	976	976	1,072	1,072	1,072
Student Health Services	686	686	686	776	776	776
Student Recreation Center Fee	400	400	400	400	400	400
Infrastructure Maintenance Fee	558	558	558	618	618	618
Student Activity Fee	32	32	32	32	32	32
Graduate Matriculation Fee	84	84	84	84	84	84
Transit Fee	178	178	178	194	194	194
Technology Fee	174	174	174	184	184	184
Total, Commuting Student	\$ 21,262	\$ 43,174	\$ 32,158	\$ 22,194	\$ 44,106	\$ 33,090
Room Fee (Rate 4)	9,112	9,112	9,112	9,362	9,362	9,362
Board Fee (Value)	6,186	6,186	6,186	6,356	6,356	6,356
Total, Dormitory Student	\$ 36,560	\$ 58,472	\$ 47,456	\$ 37,912	\$ 59,824	\$ 48,808
STORRS-DPT (PHYSICAL THERAPY)						
Tuition	\$ 23,632	\$ 45,562	\$ 34,516	\$ 24,292	\$ 46,222	\$ 35,176
General University Fee	976	976	976	1,072	1,072	1,072
Student Health Services	686	686	686	776	776	776
Student Recreation Center Fee	400	400	400	400	400	400
Infrastructure Maintenance Fee	558	558	558	618	618	618
Student Activity Fee	32	32	32	32	32	32
Graduate Matriculation Fee	84	84	84	84	84	84
Transit Fee	178	178	178	194	194	194
Technology Fee	174	174	174	184	184	184
Total, Commuting Student	\$ 26,720	\$ 48,650	\$ 37,604	\$ 27,652	\$ 49,582	\$ 38,536
Room Fee (Rate 4)	9,112	9,112	9,112	9,362	9,362	9,362
Board Fee (Value)	6,186	6,186	6,186	6,356	6,356	6,356
Total, Dormitory Student	\$ 42,018	\$ 63,948	\$ 52,902	\$ 43,370	\$ 65,300	\$ 54,254
LAW SCHOOL-Day						
Tuition	\$ 30,354	\$ 61,396	\$ 51,786	\$ 30,354	\$ 61,396	\$ 51,786
General University Fee	118	118	118	124	124	124
Infrastructure Maintenance Fee	558	558	558	618	618	618
Student Activity Fee	164	164	164	164	164	164
Transit Fee	48	48	48	64	64	64
Technology Fee	174	174	174	184	184	184
Total	\$ 31,416	\$ 62,458	\$ 52,848	\$ 31,508	\$ 62,550	\$ 52,940
SOCIAL WORK						
Tuition	\$ 18,174	\$ 40,086	\$ 29,070	\$ 18,834	\$ 40,746	\$ 29,730
General University Fee	118	118	118	124	124	124
Infrastructure Maintenance Fee	558	558	558	618	618	618
Graduate Matriculation Fee	84	84	84	84	84	84
Student Activity Fee	50	50	50	50	50	50
Transit Fee	48	48	48	64	64	64
Technology Fee	174	174	174	184	184	184
Total	\$ 19,206	\$ 41,118	\$ 30,102	\$ 19,958	\$ 41,870	\$ 30,854

UNIVERSITY OF CONNECTICUT
Graduate Schedule of Full-time Tuition and Common Fees

	FY23			FY24 Proposed								
STAMFORD Ph. D.												
Tuition	\$	21,674	\$	40,086	\$	35,192	\$	22,334	\$	40,746	\$	35,852
General University Fee		118		118		118		124		124		124
Infrastructure Maintenance Fee		558		558		558		618		618		618
Graduate Matriculation Fee		84		84		84		84		84		84
Transit Fee		48		48		48		64		64		64
Technology Fee		174		174		174		184		184		184
Total	\$	22,656	\$	41,068	\$	36,174	\$	23,408	\$	41,820	\$	36,926
LAW SCHOOL-Evening												
Tuition	\$	22,160	\$	44,180	\$	37,440	\$	22,160	\$	44,180	\$	37,440
General University Fee		118		118		118		124		124		124
Infrastructure Maintenance Fee		558		558		558		618		618		618
Student Activity Fee		164		164		164		164		164		164
Transit Fee		48		48		48		64		64		64
Technology Fee		174		174		174		184		184		184
Total	\$	23,222	\$	45,242	\$	38,502	\$	23,314	\$	45,334	\$	38,594
LAW SCHOOL-SJD												
Tuition	\$	10,538	\$	18,902	\$	17,108	\$	10,538	\$	18,902	\$	17,108
General University Fee		118		118		118		124		124		124
Infrastructure Maintenance Fee		558		558		558		618		618		618
Student Activity Fee		164		164		164		164		164		164
Transit Fee		48		48		48		64		64		64
Technology Fee		174		174		174		184		184		184
Total	\$	11,600	\$	19,964	\$	18,170	\$	11,692	\$	20,056	\$	18,262

UNIVERSITY OF CONNECTICUT
Tuition Rates Per Credit

Credits	Undergraduate			Graduate / Social Work			Law - Day Division			Law - Evening Division		
	Resident	Non-Resid	NE Reg	Resident	Non-Resid	NE Reg	Resident	Non-Resid	NE Reg	Resident	Non-Resid	NE Reg
<u>2022-23</u>												
1	653	1,598	1,029	1,010	2,227	1,615	1,265	2,559	2,158	1,059	2,142	1,807
2	1,306	3,196	2,058	2,020	4,454	3,230	2,530	5,118	4,316	2,118	4,284	3,614
3	1,959	4,794	3,087	3,030	6,681	4,845	3,795	7,677	6,474	3,177	6,426	5,421
4	2,612	6,392	4,116	4,040	8,908	6,460	5,060	10,236	8,632	4,236	8,568	7,228
5	3,265	7,990	5,145	5,050	11,135	8,075	6,325	12,795	10,790	5,295	10,710	9,035
6	3,918	9,588	6,174	6,060	13,362	9,690	7,590	15,354	12,948	6,354	12,852	10,842
7	4,571	11,186	7,203	7,070	15,589	11,305	8,855	17,913	15,106	7,413	14,994	12,649
8	5,224	12,784	8,232	8,080	17,816	12,920	10,120	20,472	17,264	8,472	17,136	14,456
9	5,877	14,382	9,261	9,087	20,043	14,535	11,385	23,031	19,422	9,531	19,278	16,263
10	6,530	15,980	10,290				12,650	25,590	21,580	10,590	21,420	18,070
11	7,183	17,578	11,319				13,915	28,149	23,738			
12	7,836	19,170	12,345				15,177	30,698	25,893			
annual - full time	15,672	38,340	24,690	18,174	40,086	29,070	30,354	61,396	51,786	21,180	42,840	36,140
<u>2023-24</u>												
1	681	1,625	1,057	1,047	2,264	1,652	1,265	2,559	2,158	1,059	2,142	1,807
2	1,362	3,250	2,114	2,094	4,528	3,304	2,530	5,118	4,316	2,118	4,284	3,614
3	2,043	4,875	3,171	3,141	6,792	4,956	3,795	7,677	6,474	3,177	6,426	5,421
4	2,724	6,500	4,228	4,188	9,056	6,608	5,060	10,236	8,632	4,236	8,568	7,228
5	3,405	8,125	5,285	5,235	11,320	8,260	6,325	12,795	10,790	5,295	10,710	9,035
6	4,086	9,750	6,342	6,282	13,584	9,912	7,590	15,354	12,948	6,354	12,852	10,842
7	4,767	11,375	7,399	7,329	15,848	11,564	8,855	17,913	15,106	7,413	14,994	12,649
8	5,448	13,000	8,456	8,376	18,112	13,216	10,120	20,472	17,264	8,472	17,136	14,456
9	6,129	14,625	9,513	9,417	20,373	14,865	11,385	23,031	19,422	9,531	19,278	16,263
10	6,810	16,250	10,570				12,650	25,590	21,580	10,590	21,420	18,070
11	7,491	17,875	11,627				13,915	28,149	23,738			
12	8,166	19,500	12,675				15,177	30,698	25,893			
annual - full time	16,332	39,000	25,350	18,834	40,746	29,730	30,354	61,396	51,786	21,180	42,840	36,140

UNIVERSITY OF CONNECTICUT
Tuition Rates Per Credit

Credits	Stamford Ph.D			Pharmacy (Pharm.D.)			Physical Therapy (DPT)			SJD Law		
	Resident	Non-Resid	NE Reg	Resident	Non-Resid	NE Reg	Resident	Non-Resid	NE Reg	Resident	Non-Resid	NE Reg
<u>2022-23</u>												
1	1,205	2,227	1,956	1,584	3,149	2,619	1,313	2,532	1,918	586	1,051	951
2	2,410	4,454	3,912	3,168	6,298	5,238	2,626	5,064	3,836	1,172	2,102	1,902
3	3,615	6,681	5,868	4,752	9,447	7,857	3,939	7,596	5,754	1,758	3,153	2,853
4	4,820	8,908	7,824	6,336	12,596	10,476	5,252	10,128	7,672	2,344	4,204	3,804
5	6,025	11,135	9,780	7,920	15,745	13,095	6,565	12,660	9,590	2,930	5,255	4,755
6	7,230	13,362	11,736	9,504	18,894	15,714	7,878	15,192	11,508	3,516	6,306	5,706
7	8,435	15,589	13,692	11,088	22,043	18,333	9,191	17,724	13,426	4,102	7,357	6,657
8	9,640	17,816	15,648	12,672	25,192	20,952	10,504	20,256	15,344	4,688	8,408	7,608
9	10,837	20,043	17,596	14,252	28,338	23,571	11,816	22,781	17,258	5,269	9,451	8,554
10												
11												
12												
annual - full time	21,674	40,086	35,192	28,504	56,676	47,142	23,632	45,562	34,516	10,538	18,902	17,108
<u>2023-24</u>												
1	1,241	2,264	1,992	1,621	3,186	2,657	1,350	2,568	1,955	586	1,051	951
2	2,482	4,528	3,984	3,242	6,372	5,314	2,700	5,136	3,910	1,172	2,102	1,902
3	3,723	6,792	5,976	4,863	9,558	7,971	4,050	7,704	5,865	1,758	3,153	2,853
4	4,964	9,056	7,968	6,484	12,744	10,628	5,400	10,272	7,820	2,344	4,204	3,804
5	6,205	11,320	9,960	8,105	15,930	13,285	6,750	12,840	9,775	2,930	5,255	4,755
6	7,446	13,584	11,952	9,726	19,116	15,942	8,100	15,408	11,730	3,516	6,306	5,706
7	8,687	15,848	13,944	11,347	22,302	18,599	9,450	17,976	13,685	4,102	7,357	6,657
8	9,928	18,112	15,936	12,968	25,488	21,256	10,800	20,544	15,640	4,688	8,408	7,608
9	11,167	20,373	17,926	14,582	28,668	23,901	12,146	23,111	17,588	5,269	9,451	8,554
10												
11												
12												
annual - full time	22,334	40,746	35,852	29,164	57,336	47,802	24,292	46,222	35,176	10,538	18,902	17,108

UNIVERSITY OF CONNECTICUT
Fee Charges

Per Semester															
Infrastructure Maintenance Fee		General University Fee					Student Rec Center Fee (Storrs Only)		Student Health Services			Technology Fee			
Credits	Undergrad	Grad	Storrs Undergrad	Storrs Grad (c)	Off-Campus Grad (a)	Other Reg Campus (a)	Undergrad	Grad	(UG Storrs)	(UG Regional)	Student Health Services (Grad Storrs)	Undergrad	Grad	Summer / Intersession /Non-degree	
2022-23															
1	70	70	184	163	59	59	250	200	86	-	114	87	87	30	
2	70	70	184	163	59	59	250	200	86	-	114	87	87	30	
3	70	70	184	163	59	59	250	200	86	-	114	87	87	30	
4	70	70	184	163	59	59	250	200	86	-	114	87	87	30	
5	70	140	184	327	59	59	250	200	86	-	229	87	87	30	
6	140	140	369	327	59	59	250	200	172	-	229	87	87	30	
7	140	140	369	327	59	59	250	200	172	-	229	87	87	30	
8	140	140	369	327	59	59	250	200	172	-	229	87	87	30	
9	140	279	369	488	59	59	250	200	172	-	343	87	87	30	
10	140	279	369	488	59	59	250	200	172	-	343	87	87	30	
11	140	279	369	488	59	59	250	200	172	-	343	87	87	30	
12	279	279	737	488	59	59	250	200	343	-	343	87	87	30	
13	279	279	737	488	59	59	250	200	343	-	343	87	87	30	

- (a) The General University Fees for SSW, MPA HFTD, Law Day/Eve, Full Time MBA as well as for the other regional campuses are not prorated per credit.
(b) Law School summer and winter charges per credit are based on the evening division tuition plus prorated General University Fee.
(c) Executive MBA program at \$90,000 AY23

2023-24															
1	309	309	785	536	62	62	250	200	388	40	388	92	92	30	
2	309	309	785	536	62	62	250	200	388	40	388	92	92	30	
3	309	309	785	536	62	62	250	200	388	40	388	92	92	30	
4	309	309	785	536	62	62	250	200	388	40	388	92	92	30	
5	309	309	785	536	62	62	250	200	388	40	388	92	92	30	
6	309	309	785	536	62	62	250	200	388	40	388	92	92	30	
7	309	309	785	536	62	62	250	200	388	40	388	92	92	30	
8	309	309	785	536	62	62	250	200	388	40	388	92	92	30	
9	309	309	785	536	62	62	250	200	388	40	388	92	92	30	
10	309	309	785	536	62	62	250	200	388	40	388	92	92	30	
11	309	309	785	536	62	62	250	200	388	40	388	92	92	30	
12	309	309	785	536	62	62	250	200	388	40	388	92	92	30	
13	309	309	785	536	62	62	250	200	388	40	388	92	92	30	

- (a) The General University Fees for SSW, MPA HFTD, Law Day/Eve, Full Time MBA as well as for the other regional campuses are not prorated per credit.
(b) Law School summer and winter charges per credit are based on the evening division tuition plus prorated General University Fee.
(c) Executive MBA program at \$95,000 AY24

UNIVERSITY OF CONNECTICUT
Fee Charges By Credit

Per Credit			
Online Fee	Storrs Non-Degree Fall/Spring	Summer, Interession and Winter Session	June and Winter Term

Credits	Grad and Non-degree, & all students in interessions and summer sessions	Undergrad Non-Degree and BGS, BPS	Grad	Undergrad	Grad	Law (b)
---------	---	-----------------------------------	------	-----------	------	---------

2022-23

1	25	653	1,010	653	1,010	1,112
2	25	1,306	2,020	1,306	2,020	2,224
3	25	1,959	3,030	1,959	3,030	3,336
4	25	2,612	4,040	2,612	4,040	4,448
5	25	3,265	5,050	3,265	5,050	5,560
6	25	3,918	6,060	3,918	6,060	6,672
7	25	4,571	7,070	4,571	7,070	7,784
8	25	5,224	8,080	5,224	8,080	8,896
9	25	5,877	9,087	5,877	9,090	10,008
10	25	6,530		6,530	10,100	11,120
11	25	7,183		7,183	11,110	12,232
12	25	7,836		7,836	12,120	13,344
13	25			8,489	13,130	14,456

2023-24

1	25	681	1,047	681	1,047	1,112
2	25	1,362	2,094	1,362	2,094	2,224
3	25	2,043	3,141	2,043	3,141	3,336
4	25	2,724	4,188	2,724	4,188	4,448
5	25	3,405	5,235	3,405	5,235	5,560
6	25	4,086	6,282	4,086	6,282	6,672
7	25	4,767	7,329	4,767	7,329	7,784
8	25	5,448	8,376	5,448	8,376	8,896
9	25	6,129	9,417	6,129	9,423	10,008
10	25	6,810		6,810	10,470	11,120
11	25	7,491		7,491	11,517	12,232
12	25	8,166		8,172	12,564	13,344
13	25			8,853	13,611	14,456

UNIVERSITY OF CONNECTICUT
Program Fee Charges By Credit

Credits	Master of Engineering	Master in Data Science	Nursing - Doctorate in Nursing (PM/DNP)	Nursing - Nurse Practitioner (AGPCNP/AGAC NP/FNP/NNP)	Nursing - Certificate (HPE,HN,PM,HI)	Nursing - Certificate Entry in Nursing BS (CEIN_BS)	Social Work Extension	Survey Research, MPA Fellows, Nonprofit Management and Leadership & Public Management	Online Graduate Certificates and Programs,GIS and Post Secondary Disability Cert
2022-23									
1	1,300	1,325	925	925	925	867	1,010	900	825
2	2,600	2,650	1,850	1,850	1,850	1,734	2,020	1,800	1,650
3	3,900	3,975	2,775	2,775	2,775	2,601	3,030	2,700	2,475
4	5,200	5,300	3,700	3,700	3,700	3,468	4,040	3,600	3,300
5	6,500	6,625	4,625	4,625	4,625	4,335	5,050	4,500	4,125
6	7,800	7,950	5,550	5,550	5,550	5,202	6,060	5,400	4,950
7	9,100	9,275	6,475	6,475	6,475	6,069	7,070	6,300	5,775
8	10,400	10,600	7,400	7,400	7,400	6,936	8,080	7,200	6,600
9	11,700	11,925	8,325	8,325	8,325	7,803	9,090	8,100	7,425
10	13,000	13,250	9,250	9,250	9,250	8,670	10,100	9,000	8,250
11	14,300	14,575	10,175	10,175	10,175	9,537	11,110	9,900	9,075
12	15,600	15,900	11,100	11,100	11,100	10,404	12,120	10,800	9,900
13	16,900	17,225	12,025	12,025	12,025	11,271	13,130	11,700	10,725
2023-24									
1	1,300	1,325	925	925	925	867	1,047	1,000	925
2	2,600	2,650	1,850	1,850	1,850	1,734	2,094	2,000	1,850
3	3,900	3,975	2,775	2,775	2,775	2,601	3,141	3,000	2,775
4	5,200	5,300	3,700	3,700	3,700	3,468	4,188	4,000	3,700
5	6,500	6,625	4,625	4,625	4,625	4,335	5,235	5,000	4,625
6	7,800	7,950	5,550	5,550	5,550	5,202	6,282	6,000	5,550
7	9,100	9,275	6,475	6,475	6,475	6,069	7,329	7,000	6,475
8	10,400	10,600	7,400	7,400	7,400	6,936	8,376	8,000	7,400
9	11,700	11,925	8,325	8,325	8,325	7,803	9,423	9,000	8,325
10	13,000	13,250	9,250	9,250	9,250	8,670	10,470	10,000	9,250
11	14,300	14,575	10,175	10,175	10,175	9,537	11,517	11,000	10,175
12	15,600	15,900	11,100	11,100	11,100	10,404	12,564	12,000	11,100
13	16,900	17,225	12,025	12,025	12,025	11,271	13,611	13,000	12,025

UNIVERSITY OF CONNECTICUT
Program Fee Charges By Credit

							LL.M. U.S. Legal LAW, Executive LLM, LLM-Energy & Environmental Law & LLM-Human Rights & Social Justice, LLM in Governance, Risk Management and Compliance	
Credits	Business MSFRM / FINTECH per credit	Business (PTMBA) / (MSHRM) per credit	Business MSBAPM, ABCBA and ABCPM per credit	Business MSA per credit	Business Accounting Certificate Program (ACP)	Business Fee- Based Programs (Other) Non ACP- Per Credit	LL.M. INSURANCE LAW	
2022-23								
1	1,500	1,050	1,100	975	975	1,050	1,326	1,276
2	3,000	2,100	2,200	1,950	1,950	2,100	2,652	2,552
3	4,500	3,150	3,300	2,925	2,925	3,150	3,978	3,828
4	6,000	4,200	4,400	3,900	3,900	4,200	5,304	5,104
5	7,500	5,250	5,500	4,875	4,875	5,250	6,630	6,380
6	9,000	6,300	6,600	5,850	5,850	6,300	7,956	7,656
7	10,500	7,350	7,700	6,825	6,825	7,350	9,282	8,932
8	12,000	8,400	8,800	7,800	7,800	8,400	10,608	10,208
9	13,500	9,450	9,900	8,775	8,775	9,450	11,934	11,484
10	15,000	10,500	11,000	9,750	9,750	10,500	13,260	12,760
11	16,500	11,550	12,100	10,725	10,725	11,550	14,586	14,036
12	18,000	12,600	13,200	11,700	11,700	12,600	15,912	15,312
13	19,500	13,650	14,300	12,675	12,675	13,650	17,238	16,588

Note: The University also offers an Executive MBA program at \$90,000

2023-24								
1	1,500	1,100	1,150	1,025	1,025	1,100	1,326	1,326
2	3,000	2,200	2,300	2,050	2,050	2,200	2,652	2,652
3	4,500	3,300	3,450	3,075	3,075	3,150	3,978	3,978
4	6,000	4,400	4,600	4,100	4,100	4,400	5,304	5,304
5	7,500	5,500	5,750	5,125	5,125	5,500	6,630	6,630
6	9,000	6,600	6,900	6,150	6,150	6,600	7,956	7,956
7	10,500	7,700	8,050	7,175	7,175	7,700	9,282	9,282
8	12,000	8,800	9,200	8,200	8,200	8,800	10,608	10,608
9	13,500	9,900	10,350	9,225	9,225	9,900	11,934	11,934
10	15,000	11,000	11,500	10,250	10,250	11,000	13,260	13,260
11	16,500	12,100	12,650	11,275	11,275	12,100	14,586	14,586
12	18,000	13,200	13,800	12,300	12,300	13,200	15,912	15,912
13	19,500	14,300	14,950	13,325	13,325	14,300	17,238	17,238

Note: The University also offers an Executive MBA program at \$95,000

UNIVERSITY OF CONNECTICUT
Fee Summary - Non-mandatory Tier II

	<u>FY23</u>	<u>FY24</u>	<u>\$ Change</u>	<u>% Change</u>	
Acceptance Fees					
Enrollment Deposit	\$ 400	\$ 400	\$ -	0.0%	Enrollment deposit to \$400 (will not be posted on fee bill)
Law (day and evening)	\$ 250	\$ 250	\$ -	0.0%	Law School charges incoming JD students two separate \$250 seat deposits for a total of \$500
Law LLM	\$ 500	\$ 500	\$ -	0.0%	
Law SJD	\$ 500	\$ 500	\$ -	0.0%	
Executive MBA	\$ 1,800	\$ 1,800	\$ -	0.0%	
Full-time MBA	\$ 500	\$ 500	\$ -	0.0%	
Business BAPM	\$ 500	\$ 500	\$ -	0.0%	
Business MDFRM	\$ 500	\$ 500	\$ -	0.0%	
Certification in Risk Management	\$ 500	\$ 500	\$ -	0.0%	
Business MS HR Management	\$ 500	\$ 500	\$ -	0.0%	
Business ABC HR Management	\$ 100	\$ 100	\$ -	0.0%	
Social Work (MS)	\$ 60	\$ 60	\$ -	0.0%	
Doctor of Physical Therapy	\$ 1,000	\$ 1,000	\$ -	0.0%	
Nursing (MS)	\$ 1,000	\$ 1,000	\$ -	0.0%	
Nursing (MD/DMP)	\$ 1,000	\$ 1,000	\$ -	0.0%	
Nursing (DNP)	\$ 1,000	\$ 1,000	\$ -	0.0%	
Nursing (PhD)	\$ 1,000	\$ 1,000	\$ -	0.0%	
Nursing (CEIN)	\$ 1,000	\$ 1,000	\$ -	0.0%	
Activity Fee					
Storrs Graduate	\$ 16	\$ 16	\$ -	0.0%	
Law (day and evening)	\$ 82	\$ 82	\$ -	0.0%	
Law LLM	\$ 82	\$ 82	\$ -	0.0%	
Social Work	\$ 25	\$ 25	\$ -	0.0%	
Summer Session (undergrad/graduate)	\$ 16	\$ 16	\$ -	0.0%	
Application Fee					
Storrs Undergraduate	\$ 80	\$ 80	\$ -	0.0%	
Regionals Undergraduate	\$ 80	\$ 80	\$ -	0.0%	
Law (day and evening)	\$ 60	\$ 60	\$ -	0.0%	
Law SJD	\$ 100	\$ 100	\$ -	0.0%	
Law LLM	\$ 75	\$ 75	\$ -	0.0%	
Social Work	\$ 55	\$ 55	\$ -	0.0%	
BGS	\$ 95	\$ 95	\$ -	0.0%	
Graduate	\$ 75	\$ 75	\$ -	0.0%	
Study Abroad	\$ 25	\$ 25	\$ -	0.0%	
Bad Check Charge	\$ 25	\$ 30	\$ 5	20.0%	Passthrough, bad check charges are passed directly to the issuing bank
Continuous Registration Fee					
Storrs Campus & Law Students	\$ 400	\$ 400	\$ -	0.0%	
Regional Campus Students	\$ 100	\$ 100	\$ -	0.0%	
Course Credit by Exam - Storrs	\$ 10	\$ 10	\$ -	0.0%	
German Section Admin Charge (summer)	\$ 350	\$ 350	\$ -	0.0%	
ID Card Replacement	\$ 30	\$ 30	\$ -	0.0%	
Late Fee					
Storrs Undergrad	\$ 150	\$ 150	\$ -	0.0%	Additional \$150 after add/drop period
Storrs Graduate, MBA	\$ 150	\$ 150	\$ -	0.0%	Additional \$150 after add/drop period
Law	\$ 150	\$ 150	\$ -	0.0%	Additional \$150 after add/drop period
Social Work Step	\$ 150	\$ 150	\$ -	0.0%	Additional \$150 after add/drop period
Social Work	\$ 150	\$ 150	\$ -	0.0%	Additional \$150 after add/drop period
Materials Fees - Majors (per semester)					
Post-Baccalaureate Certificate in Pre-Medicine / Dentistry	\$ 1,500	\$ 1,500	\$ -	0.0%	

UNIVERSITY OF CONNECTICUT
Fee Summary - Non-mandatory Tier II

	<u>FY23</u>	<u>FY24</u>	<u>\$ Change</u>	<u>% Change</u>	
Parking Decal (Temporary) Storrs, MBA	\$ 2	\$ 2	\$ -	0.0%	
Parking Decal (Replacement) Storrs, MBA	\$ 10	\$ 10	\$ -	0.0%	
Parking Fees - Commuters					
Storrs	\$72 - \$188	\$72 - \$188	\$ -	0.0%	
Regional Campuses					
Law School					
Garages	\$ 440	\$ 440	\$ -	0.0%	
Parking Fees					
Graduate Assistants - Storrs	\$72 - \$188	\$72 - \$188	\$ -	0.0%	
Residents	\$72 - \$188	\$72 - \$188	\$ -	0.0%	
Summer	\$ 10	\$ 10	\$ -	0.0%	
'C' Lot Storage/Remote	\$ 48	\$ 48	\$ -	0.0%	
Ratcliffe Hicks Degree Process (One-time)	\$ 300	\$ 300	\$ -	0.0%	
Reinstatement Fee					
Storrs - Graduate & MBA	\$ 65	\$ 65	\$ -	0.0%	
Law	\$ 10	\$ 10	\$ -	0.0%	
Senior Citizen Audit Fee - Credit Ext.	\$ 15	\$ 15	\$ -	0.0%	
Social Work Enrollment Fee Step Program	\$ 45	\$ 45	\$ -	0.0%	
Study Abroad - All	\$ 475	\$ 475	\$ -	0.0%	
Summer Enrollment Fee					
Degree	\$ 45	\$ 45	\$ -	0.0%	
Non-Degree	\$ 65	\$ 65	\$ -	0.0%	
UconnPRAXIS					
Storrs	\$ -	\$ -	\$ -	0.0%	Should a fee be changed in the future, it is waivable
VISA Compliance Fee	\$ 700	\$ 700	\$ -	0.0%	J-1 and F-1 Visa Holders. Waived for Graduate Assistants (\$350 per/semester Fall and Spring)
Barnes and Noble First Day	\$ 285	\$ 285	\$ -	0.0%	Per semester. Full time undergraduate only. Student may opt out

University of Connecticut
Summary of Recommended adjustments to Housing and Dining Rates

Storrs Campus Rates				
Rate	Room Type	FY23	FY24 Proposed	Dollar Increase
Rate 1	Regular Double	\$7,436	\$7,640	\$203
Rate 1	Triple Traditional Residence Hall	\$7,436	\$7,640	
Rate 1	Quad Four Person Room	\$7,436	\$7,640	
Rate 1	Northwood Apartments (Double in 2 Bedroom/3 Person)	\$7,436	\$7,640	
Rate 2	NextGen Hall Double (new)	\$7,626	\$7,836	\$210
Rate 3	Busby/Garrigus Suites Triples	\$8,174	\$8,398	\$224
Rate 3	Nathan Hale Inn Triple	\$8,174	\$8,398	
Rate 4	Busby/Garrigus/South Suites Double	\$9,112	\$9,362	\$250
Rate 4	Husky Village	\$9,112	\$9,362	
Rate 4	Northwood Apartments (Single in 2 Bed/2 Person)	\$9,112	\$9,362	
Rate 4	Regular Single	\$9,112	\$9,362	
Rate 4	Shippee C Section	\$9,112	\$9,362	
Rate 5	NextGen Hall Single (new)	\$9,254	\$9,508	\$254
Rate 6	Busby/Garrigus/South Suites Single	\$9,712	\$9,978	\$266
Rate 6	Charter Oak/Hilltop Apartments 2 Bedroom/4 Person	\$9,712	\$9,978	
Rate 6	Hilltop Apartments Double Efficiency	\$9,712	\$9,978	
Rate 7	Charter Oak/Hilltop Apartments 4 Bedroom/4 Person	\$12,528	\$12,872	\$344
Rate 8	Charter Oak/Hilltop Apartments – 2 Bedroom/2 Person (new)	\$14,518	\$14,916	\$398

Stamford Campus Rates - Board not required				
Rate	Room Type	FY23	FY23 Proposed	Dollar Increase
Stamford Rate 1	Standard Shared Bedroom	\$10,844	\$11,142	\$298
Stamford Rate 2	Premium Shared Bedroom	\$13,152	\$13,514	\$362
Stamford Rate 3	Penthouse Shared Bedroom	\$13,736	\$14,114	\$378

Storrs Campus Dining Rates				
Rate	Room Type	FY21	FY23 Proposed	Dollar Increase
Rate 1	Ultimate	\$6,480	\$6,658	\$178
Rate 2	Value	\$6,186	\$6,356	\$170
Rate 3	Custom	\$5,866	\$6,026	\$160

FY24 Student Fee Rate Proposal

Board of Trustees
December 7, 2022

UConn

Student Fee Increase Timeline

- August: BPIR and SASFAC Chair begin discussions; financial projections prepared; notification to GUF funded units to begin developing budget proposals
- September: Budget templates distributed to units
- October: GUF funded unit proposals due to SASFAC; non-SASFAC fee options are prepared by BPIR
- October-November: SASFAC hearings/discussions on proposals
- November-December:
 - SASFAC and BPIR recommendations to leadership for all fees
 - Leadership determines fee increases to recommend to Board
 - Leadership meets with group of student leaders
 - Two virtual Town Halls and one in-person Town Hall
 - Q&A from Town Halls published to website

Student Fee Rate Proposal

Factors when considering fee increases:

Contractual Obligations: UConn follows the State of Connecticut's bargaining coalition

Inflation: over the last 12 months, the Consumer Price Index has increased 7.7%

Increased Services: the University continues to receive feedback from students, including expressed need for more mental health advising services

Storrs Undergraduate

Rate Changes: Commuter; 4.8% Dormitory; 3.9%
Increase In Mandatory Fees: \$272

Regional Undergraduate



Resulting Rate Changes: Commuter; 4.9%
Increase In Mandatory Fees: \$162



FY24 Fee Proposal

A \$272 increase is proposed for Storrs-based mandatory fees and a \$374 increase in Housing and Dining rates, keeping rate adjustments below inflation while supporting programming and uncontrollable costs.

Mandatory Fees - Storrs Undergraduate			
	FY23 Rate	FY24 Proposed	Rate Change
General University Fee	\$ 1,474	\$ 1,570	\$ 96
Student Health and Wellness Fee	686	776	90
Infrastructure Maintenance Fee	558	618	60
Technology Fee	174	184	10
Transit Fee	178	194	16
Total Mandatory Fees (Storrs)			\$ 272
Regional Campuses: \$162			
Housing and Dining			
Housing	\$ 7,436	\$ 7,640	\$ 204
Board	6,186	6,356	170
Total Housing/Dining			\$ 374



General University Fee

The General University Fee supports student programming and services



The fee supports student-related programs and institutional services of those programs.

Athletics, including free student tickets

Career Development Center

Fraternity and Sorority Life

Jorgensen Performing Arts Center

Marching Band

Off-Campus Student Services

One Card

Student Activities

587 Student Organizations

95 Community Outreach Programs

Proposed Rate: \$1,570

Proposed Increase +\$96

Change over 10 years = \$236 (18%)

Number of Staff Supported: 86

Fiscal Year 2024 Contractual Cost Increase: \$1.6
million

Regional Campus increase +\$6

Student Health and Wellness Fee

SHaW offers a comprehensive set of services to ensure the health and well-being of our students

Services Offered

Immediate Care
Alcohol, Other Substance Use, & Support
Allergy Clinic
Immunizations
Injury & Illness
Lab Testing
Mental Health
Nutrition
Overnight Care
Pharmacy
Physical Activity
Preventive Care & Health Screenings
Radiology
Recovery Support Services
Sexual Health & Reproductive Care
Sports Medicine
Travel Medicine



Commitment to Mental Health and Wellness

SHaW continues to strengthen and grow its mental health practice, improve access to care, and develop expertise in diversity and inclusion best practices within a clinical setting.

Over the past 5 years, SHaW has added Mental Health support at Storrs and Regional Campuses, including 6 at Storrs and 5 at Regionals.



Proposed Rate: \$776

Proposed Increase +\$90

Change over 10 years = \$196 (34%)

Number of Staff Supported: 81

Fiscal Year 2024 Contractual Cost Increase: \$1.8 million

New Regional Campus Fee: \$80

Infrastructure Maintenance Fee

The University continues to modernize and improve campus infrastructure to support sustainability efforts

Infrastructure Maintenance Fee

- Supports on-campus sustainability efforts
- Directly supports maintenance costs for classrooms, buildings, and infrastructure; and payments towards select debt-financed infrastructure improvements.
- Preventative maintenance of assets is required to drive down operational expenses
- Construction escalation has been ~15-20% over past year

Proposed Rate: \$618

Proposed Increase +\$60

Change over 10 years = \$150 (32%)


Regional Campus increase +\$60

Over the past 20 years, emissions were reduced by 25% while square footage increased by 44%



Technology Fee

Supporting the technology needed for student success



Technology Fee

Supports various IT services for all students, such as enterprise-wide software products for student academic and personal use, equipment for high-tech classrooms and computer labs, wireless capacity in student-centric areas, and media-related library services.

Continued investment in hybrid learning technologies

Offsets increasing technology costs

Supports over 330 high tech classrooms

Proposed Rate: \$184

Proposed Increase +\$10

Change over 10 years = \$34 (23%)

Regional Campus increase +\$10

Transit Fee

Getting students around campus and the State

Transit Fee

Funds campus shuttle bus service.
Students receive access to the State's UPass program, allowing free bus and train rides throughout the State.

Proposed Rate: \$194

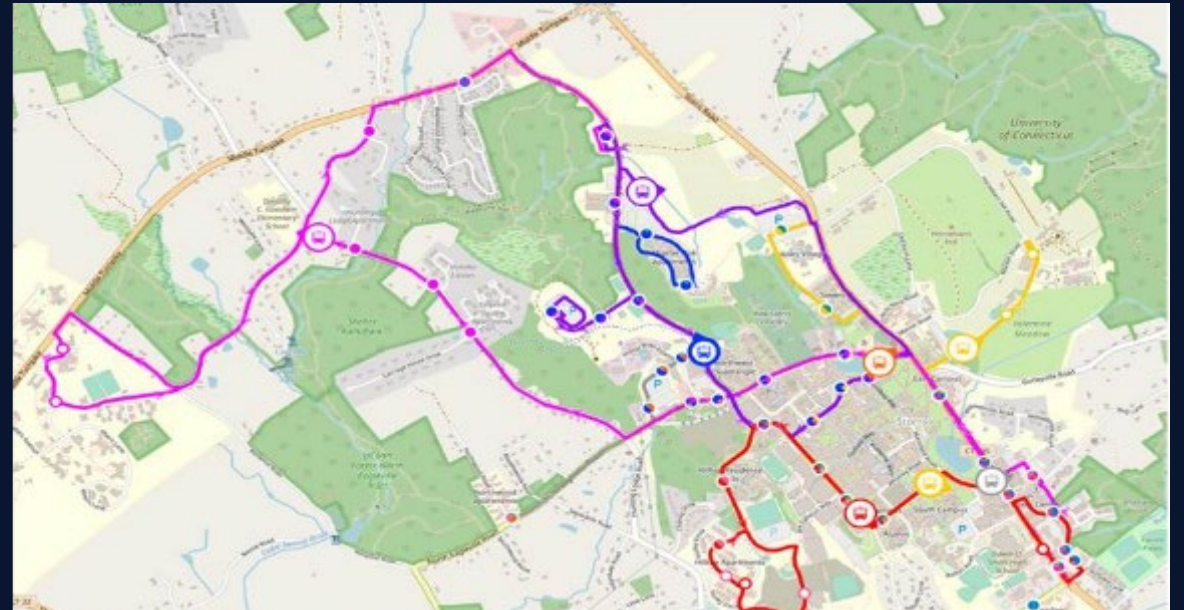
Proposed Increase +\$16

Change over 10 years = \$74 (62%)

Change over 10 years (ex. UPass) = \$16 (13%)

Regional Campus increase +\$10

Storrs Campus Shuttle Bus Service



Average Weekly Ridership = 39,300*

* Reflects ridership average from 10/3/22 - 11/6/22

Housing and Board

A 2.75% rate increase to both Housing and Dining will be used for continued investment in the on-campus housing program



Housing and Board

UConn has the 3rd lowest Housing rate out of 14.
UConn's Dining rate, however, is the 4th highest.
Combined, UConn has the 3rd lowest rates out of its competitors.

Housing \$7,640 (+\$204)
Board \$6,356 (+\$170)

Ranking by total Room and Board Rates 2022/23

	School	Room Rate	Board Rate	Total
(1)	Northeastern University	\$10,250	\$8,180	\$18,430
(2)	Fordham University	\$10,490	\$6,920	\$17,410
(3)	Boston University	\$11,260	\$6,140	\$17,400
(4)	Stony Brook	\$10,254	\$6,154	\$16,408
(5)	Boston College	\$10,120	\$6,000	\$16,120
(6)	Quinnipiac University*	\$0	\$0	\$15,950
(7)	University of Maryland	\$8,860	\$6,036	\$14,896
(8)	University of Delaware	\$8,482	\$5,752	\$14,234
(9)	University of Rhode Island	\$8,506	\$5,650	\$14,156
(10)	University of Massachusetts	\$7,840	\$6,283	\$14,123
(11)	Rutgers	\$8,415	\$5,494	\$13,909
(12)	UConn	\$7,436	\$6,186	\$13,622
(13)	University of Vermont	\$8,756	\$4,568	\$13,324
(14)	University of North Carolina	\$7,014	\$5,240	\$12,254

*Reports combined

Program Fees

	FY23 Rate	FY24 Proposed	\$ Change	% Change
<u>School of Business</u>				
PTMBA, OMBA, MBA, MSHRM, ABC in Digital Marketing Strategy, ABC in Health Care Analytics, ABC in Health Care Finance and Insurance, ABC in Human Resource Management, ABC in Information Technology Audit, ABC in Supply Chain Analytics, Certificate in Corporate and Regulatory Compliance, Certificate in Global Risk Management, Long-term Health Care Management Certificate	\$ 1,050	\$ 1,100	\$ 50	4.76%
MSBAPM, ABC in Business Analytics, ABC in Project Management	\$ 1,100	\$ 1,150	\$ 50	4.55%
MSA, Accounting Fundamentals Certificate, ABC in Accounting Analytics	\$ 975	\$ 1,025	\$ 50	5.13%
EMBA	\$ 90,000	\$ 95,000	\$ 5,000	5.56%
<u>School of Law</u>				
LLM - US Legal Studies, Energy & Environmental Law, Human Rights & Social Justice Law, Executive LLM, and Governance, Risk Management and Compliance	\$ 1,276	\$ 1,326	\$ 50	3.92%
<u>College of Liberal Arts and Sciences</u>				
Leadership and Public Management Graduate Certificate	\$ 900	\$ 1,000	\$ 100	11.11%
<u>Center for Excellence in Teaching and Learning</u>				
Online Graduate Certificates	\$ 825	\$ 925	\$ 100	12.12%

Proposed Cost of Attendance – Storrs Undergraduate



Proposed Cost of Attendance - Undergraduate Storrs

	FY24		
	FY23 In-state	Proposed In-state	Dollar Change
Tuition	\$ 15,672	\$ 16,332	\$ 660
General University Fee	1,474	1,570	96
Student Health and Wellness Fee	686	776	90
Student Recreation Center Fee	500	500	-
Infrastructure Maintenance Fee	558	618	60
Activity Fee	192	192	-
Technology Fee	174	184	10
Transit Fee	178	194	16
Total, Commuting Student	\$ 19,434	\$ 20,366	\$ 932
Percent Change			4.8%
Room Fee (Double)	7,436	7,640	204
Board Fee (Value Plan)	6,186	6,356	170
Total, Dormitory Student	\$ 33,056	\$ 34,362	\$ 1,306
Percent Change			3.9%
Out-of-State Dormitory	\$ 55,724	\$ 57,030	\$ 1,306
Percent Change			2.3%

Proposed Cost of Attendance – Regional Undergraduate

Proposed Cost of Attendance - Undergraduate Regional

	FY24		
	FY23	Proposed	Dollar
	In-state	In-state	Change
Tuition	\$ 15,672	\$ 16,332	\$ 660
General University Fee	118	124	6
Student Health and Wellness Fee	-	80	80
Infrastructure Maintenance Fee	558	618	60
Student Government	80	80	-
Transit Fee	48	54	6
Technology Fee	174	184	10
Total	\$ 16,650	\$ 17,472	\$ 822
Percent Change			4.9%
Out-of-State	\$ 39,318	\$ 40,140	\$ 822
Percent Change			2.1%



Proposed Cost of Attendance – Graduate



Proposed Cost of Attendance - Graduate

	FY24		
	FY23	Proposed	Dollar
	In-state	In-state	Change
Tuition	\$ 18,174	\$ 18,834	\$ 660
General University Fee	976	1,072	96
Student Health and Wellness Fee	686	776	90
Student Recreation Center Fee	400	400	-
Infrastructure Maintenance Fee	558	618	60
Student Activity Fee	32	32	-
Graduate Matriculation Fee	84	84	-
Technology Fee	174	184	10
Transit Fee	178	194	16
Total, Commuting Student	\$ 21,262	\$ 22,194	\$ 932
Percent Change			4.4%
Room Fee	9,112	9,362	250
Board Fee (Value)	6,186	6,356	170
Total, Dormitory Student	\$ 36,560	\$ 37,912	\$ 1,352
Percent Change			3.7%
Out-of-State Dormitory	\$ 58,472	\$ 59,824	\$ 1,352
Percent Change			2.3%

Appendix

Inflation				Historical Rate Increases				
Year	HEPI	CPI	National Rental	Fiscal Year	Housing	Dining	Total	Increase
2013	1.6%	1.50%	2.70%	FY13	\$6,096	\$5,284	\$11,380	2.99%
2014	3.0%	1.60%	5.62%	FY14	\$6,278	\$5,444	\$11,722	3.01%
2015	2.0%	0.10%	3.58%	FY15	\$6,466	\$5,608	\$12,074	3.00%
2016	1.3%	1.30%	6.63%	FY16	\$6,660	\$5,514	\$12,174	0.83%
2017	3.4%	2.10%	4.69%	FY17	\$6,660	\$5,514	\$12,174	0.00%
2018	2.9%	2.40%	2.61%	FY18	\$6,838	\$5,676	\$12,514	2.79%
2019	2.5%	1.80%	5.63%	FY19	\$7,028	\$5,846	\$12,874	2.88%
2020	2.0%	1.20%	16.60%	FY20	\$7,238	\$6,020	\$13,258	2.98%
2021	2.7%	4.80%	13.50%	FY21	\$7,238	\$6,020	\$13,258	0.00%
2022	5.2%*	7.70%		FY22	\$7,238	\$6,020	\$13,258	0.00%
				FY23	\$7,436	\$6,186	\$13,622	2.75%
				FY24	\$7,640	\$6,356	\$13,997	2.75%

*Projected - Commonfund

Appendix

Historical Rate Increases - GUF UG Storrs

Fiscal Year	GUF (other)	SHaW	Student Recreation	Total	Increase
FY13	\$1,776			\$1,776	2.99%
FY14	\$1,848			\$1,848	4.05%
FY15	\$1,914			\$1,914	3.57%
FY16	\$1,914			\$1,914	0.00%
FY17	\$1,914			\$1,914	0.00%
FY18	\$1,914			\$1,914	0.00%
FY19	\$1,334	\$580		\$1,914	0.00%
FY20	\$1,380	\$580	\$500	\$2,460	28.53%
FY21	\$1,380	\$580	\$500	\$2,460	0.00%
FY22	\$1,380	\$636	\$500	\$2,516	2.28%
FY23	\$1,474	\$686	\$500	\$2,660	5.72%
FY24 Proposed	\$1,570	\$776	\$500	\$2,846	6.99%

Other Institutional Fees - UG Storrs

Fiscal Year	IMF	Tech Fee	Transit Fee	Total	Increase
FY13	\$454	\$120	\$100	\$674	2.99%
FY14	\$468	\$150	\$110	\$728	8.01%
FY15	\$468	\$150	\$120	\$738	1.37%
FY16	\$468	\$150	\$120	\$738	0.00%
FY17	\$468	\$150	\$120	\$738	0.00%
FY18	\$468	\$150	\$120	\$738	0.00%
FY19	\$468	\$150	\$160	\$778	5.42%
FY20	\$468	\$150	\$160	\$778	0.00%
FY21	\$468	\$150	\$160	\$778	0.00%
FY22	\$468	\$150	\$168	\$786	1.03%
FY23	\$558	\$174	\$178	\$910	15.78%
FY24	\$618	\$184	\$194	\$996	9.45%

School of Dental Medicine FY24 and FY25 Tuition and Fees Proposal



Tuition and Fees Proposal

		Current		PROPOSED				PROPOSED		
School of Dental Medicine		AY 22-23		AY 23-24				AY 24-25		
Tuition		Base		%	Amount		%	Amount		
	Resident	\$39,703		4.00%	\$1,588	\$41,291		4.00%	\$1,652	\$42,943
	Non-Resident	\$80,146		4.00%	\$3,206	\$83,352		4.00%	\$3,334	\$86,686
	Regional **	\$69,481		4.00%	\$2,779	\$72,260		4.00%	\$2,890	\$75,151
Professional School Fee										
	Resident	\$2,913		2.50%	\$73	\$2,986		2.50%	\$75	\$3,060
	Non-Resident	\$2,913		2.50%	\$73	\$2,986		2.50%	\$75	\$3,060
	Regional	\$2,913		2.50%	\$73	\$2,986		2.50%	\$75	\$3,060
TOTAL TUITION & FEES										
	Resident	\$42,616		3.90%	\$1,661	\$44,277		3.90%	\$1,726	\$46,003
	Non-Resident	\$83,059		3.95%	\$3,279	\$86,338		3.95%	\$3,409	\$89,746
	Regional	\$72,394		3.94%	\$2,852	\$75,246		3.94%	\$2,965	\$78,211
Health Insurance**										
	Resident	\$2,946		5.00%	\$147	\$3,093		5.00%	\$155	\$3,248
	Non-Resident	\$2,946		5.00%	\$147	\$3,093		5.00%	\$155	\$3,248
	Regional	\$2,946		5.00%	\$147	\$3,093		5.00%	\$155	\$3,248

School of Dental Medicine Public School Ranking

SCHOOL	RESIDENT TUITION & FEES	Rank	% Tile
University of South Carolina (2022/23) website	69,335	1	100%
Rutgers School of Dental Medicine (2022/23) website	68,153	2	97%
University of Iowa (2022/23) website	61,394	3	95%
University of Washington (2022/23) website	55,422	4	92%
University of Maryland (2022/23) website	54,638	5	89%
SUNY Buffalo (2022/23) website	54,383	6	87%
UNLV (2022/23) website	53,656	7	84%
University of North Carolina (2022/23) website	53,080	8	82%
University of California, San Francisco 2021/22 website	53,061	9	79%
Virginia Commonwealth University (Adea Explorer)	50,675	10	76%
UCLA (2022/23) website	49,920	11	74%
University of Illinois (2022/23) website	49,748	12	71%
University of Oregon (2021/22) website	49,440	13	68%
SUNY Stonybrook **website 2022 Spring - x 2	48,805	14	66%
University of Michigan (Adea Explorer)	48,067	15	63%
Ohio State University (2022/23) website	47,668	16	61%
University of Indiana (2022/23) website	47,275	17	58%
University of Minnesota (Adea Explorer)	45,330	18	55%
University of Oklahoma (2022/23) website	44,708	19	53%
University of Utah (2022/23) website	44,185	20	50%
University of Texas, Houston (2022/23) website	43,547	21	47%
University of Texas, San Antonio (2022/23) website	43,235	22	45%
University of Connecticut** (2022/23)	42,616	23	42%
University of Nebraska (2022/23) website	42,570	24	39%
University of Colorado (2022/23) website	42,238	25	37%