

UCONN
2000

53 REPORT



UCONN
UNIVERSITY OF CONNECTICUT



Thanks in good measure to UConn 2000, the University continues to attract scores of the state and nation's best and brightest students to Connecticut, most of whom live and work in the Nutmeg State after commencement.

UCONN 2000

REBUILDING, RENEWING AND ENHANCING THE UNIVERSITY OF CONNECTICUT

January 2022

The **Fifty-Third**
in a series of reports to

Governor Ned Lamont
and the
Connecticut General Assembly

UNIVERSITY OF CONNECTICUT

UCONN 2000: THE UPDATE

This is the fifty-third in a series of semi-annual reports to the Governor and the General Assembly pursuant to the provisions of Sections 10a-109 through 10a-109y of the Connecticut General Statutes, originally An Act to Enhance the Infrastructure of the University of Connecticut, now known as UCONN 2000. These reports have been issued biannually since passage of UCONN 2000 on June 7, 1995. The law also requires a four-year progress report, which was filed on January 15, 1999, as well as two five-year performance reviews, which were submitted January 15, 2006 and January 15, 2011. The Act further provides that not later than December 31, 2019 and every 5 years thereafter, the University shall conduct an assessment of the University's progress in meeting the purposes set forth and incorporated in the Act by Next Generation Connecticut.

UCONN 2000: PROGRAM IMPROVEMENT

During this reporting period, the requirements concerning UCONN 2000 contained in Public Act 06-134 continue to be implemented. In 2008, the Construction Management Oversight Committee (CMOC) concluded its most significant and major undertaking, approving the policies and procedures developed by the University. In December 2014, the CMOC unanimously voted that the CMOC had successfully concluded its work as defined in statute and the four members appointed by the Governor and legislative leaders resigned from the committee. Despite requests to refill vacancies, no new appointments have been made and the committee has not been able to meet due to the lack of a quorum. Absent the appointments being made, the UConn Board of Trustees voted to transfer the CMOC's responsibilities to the Board's Buildings, Grounds and Environment Committee (BGE). BGE meets on a regular basis to review reports from the Office of Audit and Management Advisory Services, which has taken on the statutory responsibilities of the Office of Construction Assurance. The office reviews the University's management of projects for conformance with the applicable policies and procedures governing construction, and is headed by the Chief Audit Executive, who reports to the Joint Audit & Compliance Committee, UConn Board of Trustees and the President. BGE also reviews the status of major projects and remaining code correction programs.

Pursuant to Chapter 185b, Section 10a-109z of the Connecticut General Statutes (the Statute), the Board of Trustees for the University of Connecticut appointed the independent accounting firms of Marcum LLP, formerly UHY LLP and RSM US LLP, formerly McGladrey LLP, to perform audits of the UCONN 2000 project expenditures for the Fiscal Years 2005 through 2010 and 2011 through 2015, respectively. Marcum and RSM issued an unmodified or clean audit opinion for each year of the engagement. With the exception of Fiscal Year 2013, no material weaknesses or significant deficiencies in internal control were reported to management in connection with the audits of UCONN 2000 project expenditures for Fiscal Years 2005 through 2015. In connection with the audit of UCONN 2000 project expenditures for the 2013 Fiscal Year, RSM identified a deficiency in internal control that they determined constituted a significant deficiency related to the application of certain markups on change orders and base contracts. University management has taken steps to enhance the effectiveness of internal control to ensure that markup calculations are accurate and in accordance with contract terms. CohnReznick was appointed to perform audits

of the UCONN 2000 project expenditures for the Fiscal Years 2016 through 2020. CohnReznick issued unmodified audit opinions with no material weakness or significant deficiencies in internal controls reported to management for each year of the engagement.

Mayer Hoffman McCann (MHM) was appointed to perform audits of the UCONN 2000 project expenditures for the Fiscal Years 2021 through 2023. The audit for the 2021 Fiscal Year is underway and expected to be completed in March 2022.

The University employs building and life safety inspectors who review and sign off on all University construction plans and conduct field inspections to ensure that construction work meets all state building and life safety codes. The University inspectors work closely and effectively with the State Building Inspectors to ensure projects are code compliant.

RECENT CAPITAL FUNDING HISTORY: UNPARALLELED STATE COMMITMENT

In 2011, the State of Connecticut made strategic investments in the University of Connecticut and the University of Connecticut Health Center (UConn Health) to position Connecticut at the forefront of the growing bioscience industry. The investments were made with the promise that they would leverage other bioscience initiatives.

In 2011, the General Assembly approved the Bioscience Connecticut Initiative (Public Act 11-75), a bold \$864 million plan to reinvigorate all three areas of the UConn Health mission – research, education and clinical care. These investments aimed to generate long term sustainable economic growth based on bioscience research, innovation, entrepreneurship and commercialization. The project also called for short-term economic activity through a surge of construction-related jobs attributable to the expansion and renovation of infrastructure at UConn Health.

Construction components of Bioscience Connecticut on the UConn Health campus included:

- Renovating and modernizing, for the first time in its history, UConn Health’s original research facilities on the Farmington campus. This included expanding space for start-up bioscience businesses at the Cell and Genome Sciences Building.
- Constructing a new hospital tower.
- Renovating portions of the John Dempsey Hospital and the Clinic Building. Constructing, with private financing, a new UConn Health Outpatient Pavilion on the lower campus.
- Construction of an addition to the Academic Building to support an increase in Medical and Dental School class sizes.

Programmatic components of Bioscience Connecticut included:

- Recruiting new faculty, including clinicians and basic scientists, to increase healthcare access and federal and industry research awards.
- Doubling existing business incubator space to support commercialization and start-up companies.
- Expanding the School of Medicine and School of Dental Medicine class sizes by 30 percent.

- Implementing a loan forgiveness program for UConn Medical School graduates who pursue careers in primary care in Connecticut.
- Sponsoring a Health Disparities Institute to enhance research and the delivery of care to the minority and medically underserved populations of the state.
- Supporting the development of a primary care institute located on the campus of Saint Francis Hospital and Medical Center – the Connecticut Institute for Primary Care Innovation – intended to increase the number of primary care providers in the state.
- Supporting the development of a comprehensive cancer center to expand clinical trials and advance patient care at multiple sites in the Hartford region.

The groundbreaking for the first Bioscience Connecticut project took place on June 11, 2012. As previously reported, all projects associated with Bioscience Connecticut are complete and the UConn Health campus has been transformed into a modern, state-of-the-art academic medical center campus. Key construction projects that have been finalized include the Main Building Research Lab Renovations, the Technology Incubator Addition, the Academic Addition and Renovations, the Outpatient Pavilion, a new hospital bed tower known as the University Tower, three new parking garages, and many roadway improvements both on and off campus. The final project, Renovations to the Clinical Area of the Main Building, was completed in May 2019. With the completion of the final projects, FY18 was the final year of funding for UConn Health projects under the Bioscience Connecticut Initiative.

Also in 2011, legislation was enacted, which was subsequently amended in 2014 that provided \$169.5 million in funding to create the first building of a Technology Park (The Innovation Partnership Building – IPB) on the Storrs campus. The new Tech Park, like the Bioscience Connecticut Initiative, is a critical component of Connecticut’s plan to stimulate long-term economic growth by supporting innovation, new technologies and the creation of new companies and high-paying, sustainable jobs. Twenty-first century tech park models emphasize invention, incubation and entrepreneurship. The first building of the Tech Park will help hit the mark by promoting academic and industrial partnerships and by providing the physical and intellectual capacity to foster discovery. The IPB was completed in 2020.

In October 2011, just months after the passage of the capital investment at UConn Health, the General Assembly adopted in special session, Public Act 11-2 establishing the Connecticut Bioscience Collaboration Program (the “Collaboration”) supporting the establishment of a Bioscience cluster anchored by the world-renowned Jackson Laboratory. The Jackson Laboratory Center for Genomic Medicine research building, located on UConn Health’s campus in Farmington, opened in October 2014.

In July 2013, the General Assembly adopted Public Act 13-233 establishing Next Generation Connecticut for the purposes of construction, renovations, infrastructure and equipment related to the development of preeminence in the University of Connecticut's research and innovation programs. The Act not only authorized additional projects, but it also extended the capital program by 6 years through 2024 and added \$1.551 billion of additional funding. Pending annual operating appropriations, the Next Generation Connecticut initiative will also allow the University to (1) hire and support outstanding faculty, (2) train and educate more science, technology, engineering and

math (STEM) graduates to meet the future workforce needs of Connecticut, and (3) initiate collaborative partnerships that lead to scientific and technological breakthroughs. During the 2017 legislative session, the phasing of the capital program funding was changed and the Next Generation Connecticut initiative was extended by three years to 2027.

Lastly, the most recent funding change occurred in the 2021 legislative session in which the General Assembly approved \$25 million to fund UConn Health deferred maintenance. These critical funds will be used to repair or replace building infrastructure components that are outdated and/or past their projected life span. The overall need for such funding is projected to be approximately \$300 million over a 10-year period.

UCONN 2000: STATUS REPORT

MASTER PLANNING, DESIGN AND MANAGEMENT

The University's Master Plan provides a template for the development of the University's physical plant and infrastructure. The 1998 Storrs Campus Master Plan was updated in 2006 to reflect the extensive physical changes on all the campuses resulting from the UCONN 2000 initiatives. It should be noted that the Master Plan has been modified throughout the project planning, design and construction process of UCONN 2000. As part of the Technology Park initiative, an update to the North Campus Master Plan was prepared to delineate various site, vehicular and pedestrian pathways, utility corridors, and landscape improvements to facilitate the future development of that part of campus. This work is incorporated in the comprehensive 2015 Master Plan for the campus.

The 2015 Master Plan reflects the impacts of the proposed projects included in the Next Generation Connecticut initiative and guides the development of the Storrs campus for the twenty (20) year period between 2015 and 2035. The 2015 Master Plan documents the state of existing conditions on campus and issues related to land use; space needs for academic, research, student life and administrative uses; recommended deferred maintenance and capital investments in the physical plant; environmental issues and sustainable design principles for future development; parking, circulation and transportation issues; and specific strategies to improve landscape quality and open spaces. The Master Plan references the programmatic ties to the Regional campuses, but does not include separate master plans for those locations.

The 2015 Master Plan is a comprehensive summary of the current conditions of the campus as of 2015 and a guideline for the proposed development of the Storrs campus over the next 20 years. The first ten years of development (2015-2024) are driven by the adopted Academic Vision Plan and fueled by the Next Generation Connecticut funding program. The plan also forecasts development that may occur beyond the Next Generation Connecticut projects (2028 -2035). This potential future development will require new funding sources and builds on the success of the first decade of growth. The total amount of development portrayed in the plan includes facilities that would be needed to grow the undergraduate student population by 5,000, accommodate a substantially larger research enterprise, repair or replace obsolete facilities and meet the commitments of the Climate Action Plan for a sustainable campus.

Implementation of the Master Plan

Future planned development will be programmed and designed to conform to the concepts and the development pattern contained in the Master Plan documents. The Master Plan will inform the design and implementation of the utility infrastructure, storm water management systems, roads and parking areas, landscape and land use, and individual projects. The urban form of the campus will take shape as envisioned in the Master Plan and will be refined by future design initiatives as specific developments are designed and built. While the Master Plan will inform and guide future development decisions, the final location, design, and programming of specific projects will be decided when those projects are implemented. Individual construction projects undertaken as part of this plan will, as always, be brought to the Board of Trustees for approval, along with the project budgets.

The final version of the Master Plan and its Executive Summary, Design Guidelines and Appendices, dated May 2015, were issued and are posted on the UConn website at <http://masterplan.uconn.edu/documents/>.

BIOSCIENCE CONNECTICUT

All of the Bioscience Connecticut construction projects are complete. Through March 2019, over 6,200 construction workers were employed on the Bioscience Connecticut projects and 85% of the construction contracts were awarded to Connecticut companies. The Minority/Women/Disadvantaged Business participation reached 23%, exceeding the statutory minimum of 6.25% by nearly 17%.

The Bioscience Connecticut initiative planned for \$69 million in funding from operations, special eligible gifts or other sources toward new construction and renovation projects. UConn Health and the University of Connecticut Foundation will continue their efforts to identify funding opportunities for these capital needs.

NEXT GENERATION CONNECTICUT REPORT

Statutory Requirement

As part of Next Generation Connecticut, the University shall report not later than January 1, 2016, and annually thereafter, in accordance with the provisions of Section 10a-109x(c), to the joint standing committees of the General Assembly having cognizance of matters relating to finance, revenue and bonding, commerce and higher education on its progress toward achieving the goals set forth in the plan developed pursuant to the act. The report shall include a summary of the research and economic development activities of the University. Pursuant to Section 10a-109nn, the University has assessed this progress in achieving the goals set forth in the plan as compared to nationally ranked research universities. This assessment is submitted to the chairpersons and ranking members of the joint standing committees of the General Assembly having cognizance of matters relating to finance, revenue and bonding, commerce, and higher education by December 31, 2019 and thereafter.

Summary

The Next Generation Connecticut (NextGenCT) initiative represents one of the most ambitious State investments in economic development, higher education, and research in the nation. UConn is grateful for the support we have received, especially capital funds. The continued pursuit of academic excellence will fuel Connecticut's economy with new technologies, highly skilled graduates, marketable patents and licenses, and the creation of new companies and high-wage jobs.

The components of this ambitious plan include:

- Hiring new research and teaching faculty;
- Increasing enrollment of undergraduate students at the Storrs and Stamford campuses;
- Building research facilities to house materials science, physics, biology, engineering, cognitive science, genomics and related disciplines;
- Constructing new teaching laboratories;
- Creating a premier STEM Honors program to attract increasing numbers of high achieving undergraduates;
- Upgrading aging infrastructure to accommodate new faculty and students;
- Expanding degree programs and providing student housing in Stamford;
- Relocating the Greater Hartford Campus to downtown Hartford; and
- Better integrating the research activities of the Storrs and regional campuses with the UConn Health campus.

NextGenCT is comprised of both capital and operating budget components. The University gratefully acknowledges this funding and hopes that sustained support will be received to allow the University to continue to move forward with this transformative program. Since capital funding was first made available in July 2015, the University has moved forward aggressively with NextGenCT projects. A Campus Master Plan, which is a summary of the current conditions of the campus as of 2015 and a guideline for the proposed development of the Storrs campus over the next 20 years, was approved by the Board of Trustees on February 25, 2015. A new Next Generation Residence Hall was completed for the Fall of 2016; and the Engineering and Science Building in Storrs and the new downtown Hartford Campus were completed for the Fall of 2017. Major renovations to the Gant Science Building as well as construction of the new STEM Research building are underway. Given the State's fiscal challenges, the amount of operating funds appropriated from the State in FY15 through FY22 has understandably been significantly reduced relative to what was originally planned. It must be noted that this reduction in operating funds is specifically a reduction in the capacity to hire new faculty, and it creates significant challenges for the University in meeting the operating goals of NextGenCT. Growing STEM faculty is the first step in growing the discovery, innovation, technology commercialization, and new company/job creation pipeline that is a critical element of UConn's role in Connecticut's economic development. Lack of faculty also hampers our ability to grow undergraduate enrollment while maintaining class size and academic excellence.

The following report represents the specific information, per statute, which the University is required to submit. As appropriate and available, peer comparisons have been included.

- Student applications, student enrollment and degrees awarded
- Sponsored Programs Proposals, Awards, and Expenditures

- Industry partnerships including joint projects, consortium projects, and technology incubator support
- A summary of university and joint University-industry intellectual property activities, including the number of disclosures, patents, licenses, new businesses, and entrepreneurial activities established with university technologies
- Identification of research and innovation benchmarks and an analysis of the University's progress in meeting such benchmarks

Undergraduate Student applications, student enrollment and degrees awarded:

Undergraduate Student Applications and Student Enrollment											
	FY 2013 (Base)	FY 2014	FY 2015	FY 2016	FY 2017	FY 2018	FY 2019	FY 2020	FY 2021	FY 2022	13-22 % Change
Undergraduate Freshmen Applications											
STEM : Storrs	14,916	13,857	15,539	17,540	19,264	17,295	17,800	18,195	16,706	20,464	37%
Non-STEM : Storrs	15,050	13,622	15,741	17,438	16,716	16,903	17,086	16,901	17,731	16,289	8%
Subtotal : Storrs	29,966	27,479	31,280	34,978	35,980	34,198	34,886	35,096	34,437	36,753	23%
Regionals	1,397	1,610	912	1,022	1,083	2,699	3,144	1,945	2,115	2,176	56%
Total	31,363	29,089	32,192	36,000	37,063	36,897	38,030	37,041	36,552	38,929	24%
Avg Peer Total	22,090	23,482	25,377	25,991	27,261	29,408	30,256	32,118	32,755		
Undergraduate Enrollment											
STEM : Storrs	8,126	8,818	9,542	9,995	10,532	10,637	10,815	10,655	10,791	10,732	32%
Non-STEM : Storrs	9,402	9,214	8,853	8,831	8,792	8,604	8,318	8,192	8,126	7,835	-17%
STEM : Regionals	1,143	1,251	1,283	1,410	1,405	1,452	1,538	1,648	1,855	1,777	55%
Non-STEM : Regionals	3,630	3,312	3,295	3,171	2,901	3,152	3,307	3,405	3,599	3,493	-4%
Total	22,301	22,595	22,973	23,407	23,630	23,845	23,978	23,900	24,371	23,837	7%
Avg Peer Total	26,288	26,901	27,094	27,557	27,777	27,444	27,813	27,846	27,785		

Undergraduate Student Degrees Awarded											
	FY 2013 (Base)	FY 2014	FY 2015	FY 2016	FY 2017	FY 2018	FY 2019	FY 2020	FY 2021	FY 2021	13-21 % Change
Bachelors Degrees											
STEM	2,387	2,537	2,634	2,672	2,964	3,036	3,158	3,226	3,176	3,176	33%
Non-STEM	2,735	2,663	2,686	2,525	2,566	2,582	2,498	2,505	2,447	2,447	-11%
Total	5,122	5,200	5,320	5,197	5,530	5,618	5,656	5,731	5,623	5,623	10%
Avg Peer Total	5,789	5,665	5,894	6,023	6,112	6,222	6,301	6,490	6,579	6,579	14%

Graduate Student applications, student enrollment and degrees awarded:

Graduate Student Applications and Student Enrollment											
	FY 2013 (Base)	FY 2014	FY 2015	FY 2016	FY 2017	FY 2018	FY 2019	FY 2020	FY 2021	FY 2022	13-22 % Change
Master's Applications											
STEM	2,175	2,461	2,854	3,703	4,449	4,828	4,289	3,775	3,657	1,600	-26%
Non-STEM	3,126	2,937	3,018	3,136	3,192	2,859	2,712	2,575	2,643	3,076	-2%
Total	5,301	5,398	5,872	6,839	7,641	7,687	7,001	6,350	6,300	4,676	-12%
Doctoral Applications											
STEM	2,856	2,548	2,407	2,224	2,145	2,193	2,067	2,119	2,264	2,359	-17%
Non-STEM	1,516	1,543	1,567	1,613	1,613	1,615	1,439	1,472	1,456	1,534	1%
Total	4,372	4,091	3,974	3,837	3,758	3,808	3,506	3,591	3,720	3,893	-11%
Graduate Enrollment											
Master's STEM	775	862	880	876	837	781	784	812	880	939	21%
Master's Non-STEM	2,593	2,536	2,662	2,830	3,107	3,131	3,077	3,113	2,901	2,757	6%
Subtotal Master's	3,368	3,398	3,542	3,706	3,944	3,912	3,861	3,925	3,781	3,696	10%
Doctoral STEM	1,428	1,500	1,524	1,477	1,481	1,560	1,592	1,607	1,600	1,672	17%
Doctoral Non-STEM	1,023	1,041	1,051	1,024	1,009	971	947	925	894	929	-9%
Subtotal Doctoral	2,451	2,541	2,575	2,501	2,490	2,531	2,539	2,532	2,494	2,601	6%
Other Graduate	794	616	713	738	705	655	604	640	653	626	-21%
Total	6,613	6,555	6,830	6,945	7,139	7,098	7,004	7,097	6,928	6,923	5%
Avg Peer Total	8,117	8,113	8,160	8,328	8,515	8,518	8,562	8,542	8,713		

Graduate Student Degrees Awarded											
	FY 2013 (Base)	FY 2014	FY 2015	FY 2016	FY 2017	FY 2018	FY 2019	FY 2020	FY 2021	FY 2022	13-21 % Change
Master's Degrees											
STEM	391	415	453	443	425	477	429	351	401	3%	
Non-STEM	1,136	1,221	1,260	1,307	1,479	1,571	1,466	1,423	1,525	34%	
Total	1,527	1,636	1,713	1,750	1,904	2,048	1,895	1,774	1,926	26%	
Doctoral Degrees											
STEM	201	214	234	232	270	261	286	253	255	27%	
Non-STEM	139	128	138	147	141	123	132	129	113	-19%	
Total	340	342	372	379	411	384	418	382	368	8%	
Master's + Doctoral Total	1,867	1,978	2,085	2,129	2,315	2,432	2,313	2,156	2,294	23%	
Avg Peer Master's + Doctoral Total	2,078	2,140	2,151	2,154	2,291	2,341	2,363	2,374	2,332	12%	

Note: Peer Average is calculated utilizing Nationally Ranked Research Universities: Indiana University, Michigan State University, Purdue University, University of Delaware, University of Georgia, University of Kansas, University of Kentucky, and University of Utah.

The University has experienced significant growth in applications, enrollment and degrees awarded. Although the number of high school graduates has decreased in the State and region, UConn is drawing an even larger component of that shrinking pie – without compromising on its high academic standards and admission requirements. The University's ability to offer an outstanding education and student experience at an affordable price for families continues to attract many of the very best students to UConn from across Connecticut, the nation, and the world, and makes UConn graduates the foundational workforce for Connecticut's high technology economy. The fall 2021 first year class represents strong academic quality and diversity, which are great examples of how State investments in UConn are paying off. The University is proud to keep great students in Connecticut and to attract new students to our State every year. A record number of this year's first year students have been accepted into UConn's competitive Honors Program, and nearly half were in the top 10% of their high school graduating class. Additionally, 48% of the

members of the Class of 2025 are from minority groups, making it one of the most ethnically diverse group of students to join the University. Over the past 20 years, the mean SAT score of incoming first year students has increased significantly and now stands at 1318 for the entering class of fall 2021, which is 259 points above the national average and 272 points above the Connecticut average. The number of valedictorians and salutatorians in the first-year class has increased from 40 in 1995 to 151 in 2021. The University has improved first year retention and minority first year retention over this same period as well. The first-year retention rate of 92% is substantially higher than our public research peer universities. Following that positive trend are the University's 4-year and 6-year undergraduate graduation rates. Since 1995, the 4-year graduation rate has risen from 43% to 76% and the 6-year graduation rate has risen from 70% to 83%. The average time to graduate for UConn students is at a remarkably low 4.1 years and ranks 1st among our public research peers, which helps to keep parent/student educational costs down.

In summary, the University has not only made significant progress towards improving the following NextGenCT goals, but it has also exceeded the percentage growth of our nationally ranked peers in many categories of the previous table.

- Storrs Engineering Undergraduate Enrollment increased from 2,109 in FY13 to 3,258 in FY22
- Storrs STEM Undergraduate Enrollment increased from 8,126 in FY13 to 10,732 in FY22
- Storrs Undergraduate Enrollment increased from 17,528 in FY13 to 18,567 in FY22
- Undergraduate STEM Degrees Awarded increased from 2,387 in FY13 to 3,226 in FY21

Sponsored Programs Proposals, Awards, and Expenditures (Storrs and Regional Campuses - not including the UConn Health Campus)*

	FY 2013 (Base)	FY 2014	FY 2015	FY 2016	FY 2017	FY 2018	FY 2019	FY 2020	FY 2021	13-21 % Change
Sponsored Programs Proposals (\$M)										
STEM	\$511	\$573	\$648	\$619	\$569	\$625	\$645	\$609	\$743	45%
Non-STEM	56	83	74	84	135	67**	93	74	89	59%
Total	\$567	\$656	\$722	\$703	\$704	\$692	\$738	\$683	\$832	47%
Sponsored Programs Awards (\$M)										
STEM	\$71	\$79	\$120	\$165	\$102	\$139	\$135	\$150	\$180	154%
Non-STEM	24	26	27	30	27	25	29	31	26	8%
Total	\$95	\$105	\$147	\$195	\$129	\$164	\$164	\$181	\$206	117%
Sponsored Programs Average Award Size (\$K)										
STEM	\$176	\$195	\$257	\$370	\$247	\$295	\$307	\$324	\$373	112%
Non-STEM	204	220	201	280	245	348	338	370	312	53%
Total	\$182	\$201	\$244	\$352	\$247	\$302	\$302	\$331	\$364	100%
Sponsored Programs Expenditures (\$M)										
STEM	\$95	\$93	\$92	\$102	\$101	\$107	\$123	\$130	\$137	44%
Non-STEM	28	29	33	34	35	33	34	34	31	11%
Total	\$123	\$122	\$125	\$136	\$136	\$140	\$157	\$164	\$168	37%

* Sponsored Programs data includes external funding for research, service, and education projects.

** Non-Stem Proposals: FY17 included one large \$50M proposal and a change in the proposal submission date from previous fiscal years, which resulted in a \$6M proposal being submitted in FY17 that in other fiscal years would have been submitted in the following fiscal year, FY18.

NSF Higher Education Research & Development (HERD) Survey of Research Expenditures (\$M)*

Institution	FY 2013 (Base)	FY 2014	FY 2015	FY 2016	FY 2017	FY 2018	FY 2019	13-19 % Change
UConn (includes UCH)	\$ 242.3	\$ 258.1	\$ 259.4	\$ 265.5	\$ 267.6	\$ 269.7	\$ 285.8	18%
Michigan State University	\$ 515.7	\$ 526.9	\$ 558.2	\$ 613.4	\$ 694.9	\$ 715.3	\$ 725.7	41%
Purdue University	\$ 595.7	\$ 564.9	\$ 558.6	\$ 606.3	\$ 622.8	\$ 631.6	\$ 663.9	11%
Indiana University	\$ 197.9	\$ 206.0	\$ 485.1	\$ 508.8	\$ 540.4	\$ 566.9	\$ 668.2	238%
University of Utah	\$ 494.1	\$ 486.1	\$ 518.9	\$ 350.2	\$ 380.3	\$ 552.3	\$ 601.1	22%
University of Georgia	\$ 350.2	\$ 355.5	\$ 374.3	\$ 410.3	\$ 455.4	\$ 453.2	\$ 477.5	36%
University of Kentucky	\$ 339.8	\$ 328.2	\$ 331.7	\$ 349.7	\$ 378.4	\$ 393.0	\$ 410.6	21%
University of Kansas	\$ 298.5	\$ 301.5	\$ 311.4	\$ 297.9	\$ 300.3	\$ 339.0	\$ 352.6	18%
University of Delaware	\$ 180.0	\$ 175.6	\$ 175.7	\$ 176.3	\$ 183.4	\$ 186.2	\$ 206.3	15%
Peer Average	\$ 371.5	\$ 368.1	\$ 414.2	\$ 414.1	\$ 444.5	\$ 479.7	\$ 513.2	38%

*NSF HERD Survey data is only available through FY 2019

While the University continues to increase our research expenditures, the percentage change over the past five years lags other institutions, resulting in decreases in our national rank. The following table reflects our research expenditure rankings as compared to these nationally ranked peers.

Research Expenditure Rankings as Compared to Nationally Ranked Peers

Institution	NSF HERD Expend (\$M)**	U.S. News & World Report Ranking*	Wall Street Journal Ranking*	NSF HERD Ranking**	Land Grant University	Reuters World's 100 Most Innovative Universities	Princeton Review Top 50 Undergrad Entrepreneurship	Milken's Best Universities for Tech Transfer***
UConn (includes UCH)	\$285.8	23	103	84	Y	90	46	74
Indiana University	\$668.2	26	123	39	N	78	N/A	111
Michigan State University	\$725.7	33	81	35	Y	N/A	16	142
Purdue University	\$663.9	17	49	40	Y	62	50	12 (Research Fdn.)
University of Delaware	\$206.2	38	152	113	Y	N/A	38	118
University of Georgia	\$477.5	16	143	55	Y	N/A	N/A	51
University of Kansas	\$352.6	58	219	75	N	N/A	18	103
University of Kentucky	\$410.6	61	330	63	Y	N/A	N/A	80 (Research Fdn.)
University of Utah	\$601.1	42	133	46	N	38	12	1

* 2022 Rankings

** Rankings based on FY19 NSF Survey of Higher Education Research and Development (HERD)

*** Rankings based on most recent report from April 2017

Except for license/options executed and licensing revenue, UConn faculty have exceeded the peer average in all other categories in the table above which is reflective of our commitment to growing licensing and commercialization at UConn and UConn Health.

In summary, the University has funded 174 NextGenCT new faculty hires from FY14 through FY22 with 98 of those hires in the STEM fields.

- Full-time tenured/tenure track STEM faculty increased from 503 in FY13 to 560 in FY22 or by 11%
- Full-time STEM faculty increased from 670 in FY13 to 805 in FY22 or by 20%

However, the total number of new faculty will be significantly lower than planned because of the cuts in State operating support since FY15. These cuts have also restricted our ability to replace retiring faculty, which can result in net loss of faculty despite the new hiring through NextGenCT. Due to the reduction in NextGenCT funding that has occurred, our original goals of hiring faculty to train the next generation of students, conduct transformational research, create new companies based on intellectual property from this research, and to drive job creation in Connecticut may be significantly reduced. Progress toward NextGenCT goals could be further eroded if originally planned funding is not restored and if out-year funding is not appropriated at requested levels.

Full Time Instructional Faculty											
Full Time Faculty	FY 2013 (Base)	FY 2014	FY 2015	FY 2016	FY 2017	FY 2018	FY 2019	FY 2020	FY 2021	FY 2022	13-22 % Change
T/TT Faculty	1,044	1,102	1,151	1,121	1,127	1,140	1,085	1,071	1,098	1,109	6%
Peer Avg T/TT Faculty	1,233	1,426	1,385	1,401	1,408	1,400	1,471	1,484	1,476		
Non-TT	268	306	294	298	326	355	350	350	390	385	44%
Total Faculty	1,312	1,408	1,445	1,419	1,453	1,495	1,435	1,421	1,488	1,494	14%
Peer Avg Total Faculty	1,985	2,060	1,847	1,875	1,911	1,930	2,015	2,062	2,050		

Notes: FT=Full Time; T/TT=Tenured/Tenure Track

Source: National Center for Education Statistics, Integrated Postsecondary Education Data Systems Data Center.

The increase in the number of tenured/tenure track faculty shown in the table above has contributed to the increase in the amount of research proposals and research awards. The positive impact on research expenditures and business activity will continue to be seen over the next few years as the growing number of proposals and research awards translate into expenditures and business activity. While the University's total faculty growth exceeds our peers, our focus on growing tenured/tenure track faculty will continue in order to support greater research growth. Importantly, over the past eight years, the University has made significant progress towards improving the following metrics:

- Sponsored Program New Awards increased from \$95M in FY13 to \$206M in FY21 (Storrs and Regional Campuses)
- Average Award Size increased from \$182K in FY13 to \$364K in FY21

Industry partnerships including joint projects, consortium projects, and technology incubator support:

The full economic return from NextGenCT will be measured not only by the University's continued increases in research and talent generation, but by its broader engagement and partnerships with industry. One of the key objectives set out in the legislation for NextGenCT is to initiate collaborative partnerships with industry that lead to scientific and technological breakthroughs. With this focus on advancing industry partnerships in mind, the University has set out to have an explicit strategic roadmap to establish a comprehensive and leading program for impactful industry partnerships. This strategic roadmap focuses on the development of world-class strengths in areas of expertise that match the needs of Connecticut's industry growth opportunities.

Thus far, the University has developed centers of excellence and announced partnerships with multiple key industries and institutions as part of the development of the Innovation Partnership Building (IPB) at UConn Tech Park totaling nearly \$140 million in partnership funding:

- \$25 million UConn Thermo Fisher Scientific Center for Advanced Microscopy and Materials Analysis
- \$17.5 million Eversource Energy Center
- \$18.1 million Project Daedalus - Air Force Advanced Manufacturing Initiative
- \$19.9 million National Institute for Undersea Vehicle Technology (\$21.3 million committed between FY17-23)
- \$10 million Raytheon Technologies
- \$9 million Reverse Engineering Fabrication Inspection & Non-Destructive Evaluation Labs
- \$7.5 million Pratt & Whitney Additive Manufacturing Center
- \$7.5 million Comcast Center for Security Innovation
- \$12.2 million Connecticut Center for Applied Separation Technologies
- \$3.2 million Synchrony Center of Excellence in Cybersecurity
- \$2.2 million Collins Aerospace Center for Advanced Materials
- \$2.1 million Connecticut Manufacturing Simulation Center
- \$1.8 million Enterprise Solution Center/Proof of Concept Center/Quiet Corner Innovation Cluster

In addition to these innovative efforts associated with the IPB at UConn Tech Park, there is a variety of partnerships with corporate sponsors in various stages of development and implementation. In FY21, new corporate sponsored awards totaled approximately \$12.8 million. Companies including, but not limited to, the following sponsored research at UConn and UConn Health in FY21:

- AbbVie, Amgen Inc., Arthrex Inc., Biogen, Boehringer Ingelheim Pharmaceuticals, Inc., Eversource, Hartford Steam Boiler, Johnson & Johnson, Kraft Heinz Company, Nissan Motor Company, Novartis Pharmaceuticals Corp., Synchrony, Ultragenyx Pharmaceutical, Unilever, United Illuminating, United Technologies, ZEISS Microscopy, and more.

Corporate partnerships and sponsorships are also key to the exploration of new digital methodologies and the development of new digital practices. UConn's Digital Media and Design Center has had many relationships with industry leaders including Cigna, Boston Children's Hospital, Diversified Media Group, UTC Aerospace System, and BBDO, allowing the Center to identify and tackle new challenges that further its research goals.

There are many other growing business and entrepreneurial initiatives intended to encourage and foster a vigorous entrepreneurial culture at UConn and increase the potential for success of commercially viable companies formed from its innovation, entrepreneurship, and proof-of-concept competitions. These activities are designed to: 1) Maximize entrepreneurial education and incentivize the creation of cross-disciplinary innovation teams; 2) Aid the teams in identifying and addressing key business issues through mentorship and real-world problem-solving activities;

and 3) Provide mechanisms to deploy and allocate resources to the best commercialization opportunities that can attract future public or private fundraising. Some examples of these initiatives are listed below.

- Technology Commercialization Services (TCS) within UConn's Office of the Vice President for Research is the University's technology transfer and innovation enterprise and has successfully launched over 62 companies. In addition to new company startup creation, TCS also markets commercially viable patents through license agreements with appropriate industry partners. TCS works closely with internal and external stakeholders and maintains a close relationship with UConn's other entrepreneurship programs.
- The UConn SPARK Technology Commercialization Fund continues to provide support for faculty at Storrs and UConn Health to conduct prototype and proof-of-concept (idea to commercial product) work necessary to establish a startup or attract commercial partners. SPARK is an annual competition that has demonstrated value in a variety of ways, with a strong return on the \$1.89 million in funding awarded as of December 2021, including:
 - Over 20 companies formed
 - 10 licensing/option agreements
 - 16 US patent filings; 4 US patents issued (note: patents typically take several years from application to issuance)
 - Over \$775,000 in outside investment into companies formed
 - Over \$3 million in federal grant funding, including over \$1 million from SBIR programs
 - Over \$1.5 million in CTNext grant funding
- The TCS Internship Program is designed to provide tangible experiences for students in the areas of technology assessment, intellectual property protection, marketing, licensing, and entrepreneurship. The program was piloted in 2020 and launched a four-intern cohort in Fall 2021.
- A program funded by Connecticut Innovations for \$700,000 designed to streamline the translational pathway for researchers and convert their discoveries into new therapeutics for the treatment of human diseases. The fund is dedicated to five promising research projects at UConn and UConn Health.
- PATH (Program in Accelerated Therapeutics for Healthcare) was a targeted \$200,000 seed funding program in FY19 supported by the OVPR and the Schools of Medicine and Pharmacy that aimed to accelerate the translation of UConn discoveries into new medical therapeutics. Competitive awards were provided to seven projects addressing disease areas with an unmet treatment need in the current commercial marketplace.
- The \$2.25 million UConn Innovation Fund was created in partnership with Connecticut Innovations and Webster Bank to invest in new startups that have a UConn affiliation.
- In December 2017, UConn announced the establishment of The Peter J. Werth Institute for Entrepreneurship & Innovation after philanthropist and entrepreneur Peter J. Werth made a historic \$22.5 million commitment to UConn. Under University leadership, the Institute brings together student and faculty programs fostering entrepreneurship and innovation that potentially have commercial application and can be used to create new companies.

- The Connecticut Center for Entrepreneurship and Innovation (CCEI) serves as a hub for entrepreneurship at the University and facilitates student and faculty participation in entrepreneurial activities. CCEI administers the CCEI Summer Fellowship, the Wolff New Venture Competition, Accelerate UConn, Entrepreneurship Abroad, the InsurTech Initiative, Get Seeded, and Veteran Bootcamp. CCEI has moved to Hartford and is leading the Hartford Innovation Place initiative to build new entrepreneurial companies in the city.
- Accelerate UConn (AU) is UConn's National Science Foundation (NSF) Innovation Corps (I-Corps) Site. The only site of its kind in the state, Accelerate UConn aims to catalyze the transition of new scientific discoveries and capabilities from the lab to the marketplace. Launched in 2015 with \$300,000 in funding from the NSF to operate the program, AU offers participating teams an introduction to the most critical elements of the I-Corps Curriculum and Lean Launchpad methodology as well as small seed grants for customer discovery activities. To date, over 100 teams have learned how to determine the market opportunity for their product or technology. The NSF continues to renew funding for Accelerate UConn based on successes achieved by the program and its participating commercialization team.
- Several recent awards granted through the CTNext Higher Education Innovation and Entrepreneurship Initiative include:
 - \$4.2M (split between StamfordNext and UConn) for efforts to support workforce development and bolster UConn's standing in data science research. UConn is expanding deeper into Fairfield County and capitalizing on the tremendous opportunities the city of Stamford has to offer as the fastest growing city in Connecticut by working closely with CTNext and StamfordNext to launch a multiphase data science initiative that began with a successful internship program in the summer of 2019 and expanded with the development of a data sciences incubator in the downtown area (Technology Incubation Program, opened February 2021). The next components of the initiative include the creation of the Stamford Startup Studio, a yearlong entrepreneurial co-op experience for extremely motivated and talented undergraduates, and a cluster hire of five cutting-edge data science faculty researchers spanning four colleges/schools at UConn. The Office of the Vice President for Research administers this program and is leading efforts to grow UConn's impact in Stamford in collaboration with UConn's Office of the Provost, Schools of Business, Fine Arts, Engineering, the College of Liberal Arts and Sciences, and the Werth Institute for Entrepreneurship & Innovation.
 - \$638,204 to launch a new Master of Engineering in Global Entrepreneurship to attract highly talented entrepreneurs from around the world to the State of Connecticut. The first class from this program graduated in the spring of 2020.
 - \$200,000 to increase entrepreneurial education and output among the State's top researchers from industry and academia.

- \$237,000 to expand an existing program at UConn Health through a multi-institution public-private, academia-industry partnership that engages students and faculty in innovation and entrepreneurship training and development in the health and bioscience sectors.
- \$484,500 to leverage current innovation infrastructures at UConn through a multi-institution partnership that will commercialize inventions, promote entrepreneurship, support startups, foster collaboration, and encourage the sharing of knowledge among partners.
- Intellectual Property and Entrepreneurship Law Clinic (IP Law Clinic) at the UConn School of Law was established through a collaborative effort of Technology Commercialization Services in the Office of the Vice President for Research, the UConn School of Law, and the School of Business to help potential companies with analysis of the IP landscape. The Clinic provides law students with the opportunity to counsel Connecticut's innovators in a range of intellectual property (patent, trademark, copyright, and trade secret) and related business law issues.
- Innovation Quest (iQ) is a longstanding entrepreneurial competition at UConn that provides training and potential funding to promising teams of student entrepreneurs. It was established through a collaborative effort of Technology Commercialization Services within the Office of the Vice President for Research and CCEI but is funded, supported, and driven by UConn alumni.
- The University joined Yale, Quinnipiac University, and Connecticut Innovations to establish the Bioscience Pipeline CT Program to support commercialization of early-stage biomedical technologies (medical devices, diagnostics, and health information technology) with \$30,000 grants that help make projects more competitive under the State's Bioscience Innovation Fund.
- The Third Bridge Grant provides seed funding to the School of Engineering with promising technologies developed independently and within UConn labs. The goal of Third Bridge is to mentor and aid students as they advance their technologies toward commercialization.
- Senior Design Projects: More than 250 industry-sponsored projects per year (spanning 1 to 2 semester courses) designed for senior engineering students to solve real-world engineering problems from industry with the guidance of faculty mentors.
- Industry Liaison Activities: Through the Executive Director for Innovation, External Engagement, and Industry Relations, the University can catalyze new interactions between faculty, potential commercial partners, and other research organizations. The OVPR Executive Director enhances existing efforts of industry liaisons across the University whose mission includes outreach to scientists and engineers from industry. These individuals establish partnerships with industry at many levels, from student internships and senior design projects to the formation of large, industry or federally sponsored research projects and collaborations. In addition, industry liaisons work with chambers of commerce, trade associations, supply chains, and OEMs to broaden awareness of UConn's research capabilities and leverage state and federal programs (e.g., Connecticut Innovations, DECD, federal sponsors, etc.) to establish and strengthen partnerships between UConn faculty and industry partners.
- Student internships through UConn's Center for Career Services and many individual departments.

- Industry sponsorship of undergraduate and graduate research students through research grants.
- Institute of Materials Science (IMS) Industrial Affiliates Program: Since 1974, the program has provided companies with access to UConn resources that can assist industry with materials-related research, development, and production projects. The program is administered through IMS.

The UConn Technology Incubation Program (TIP), which offers incubator facilities at three locations across the State (Storrs, Farmington, and soon in Stamford) is able to provide technology-based startup companies access to a unique range of unparalleled resources, including:

- Incubator facilities featuring offices, wet labs, and access to instrumentation.
- Collaboration with scientific experts.
- Technically trained student interns, employees, and graduates.
- UConn’s world-class library resources.
- Customized business educational events, planning assistance, and mentoring.
- Access to venture funding.

Last year, TIP received funding from StamfordNext/CTNext and UConn to launch a new Stamford location focused on Data Science initiatives in Stamford. Expansion of TIP in Stamford is one of the components for this initiative and launched in February 2021.

The following table reflects growth in TIP:

Growth in TIP									
	FY 2013 (Base)	FY 2014	FY 2015	FY 2016	FY 2017	FY 2018	FY 2019	FY 2020	FY 2021
Companies in Program	29	26	20	26	30	40	35	43	58
Capital Raised (\$M)	\$29.1	\$8.6	\$41.9	\$19.1	\$51.9	\$89.2	\$69.0	\$378.8	\$70.9
Revenue (\$M)	\$4.5	\$5.8	\$1.6	\$1.2	\$3.1	\$7.1	\$9.0	\$84.1	\$6.4
Taxes Paid (\$M)	Didn't collect	\$0.4	\$0.4	\$0.4	\$0.6	\$0.8	\$1.3	\$2.1	\$3.4
Full-Time Jobs	85	66	61	66	81	118	106	144	204
Part-Time Jobs	33	49	38	38	56	53	62	64	80
Company Patents Filed	37	60	62	38	74	41	103	112	124
Company Patents Granted	22	27	19	12	43	34	48	32	40
Company Patents in Process	19	50	40	57	60	49	65	79	58

Note that the number of companies in TIP varies based on available space and square footage needs of the current incubator companies. TIP leasing practices allow these startups to increase and decrease space as needed. While the number of companies in the program has fluctuated since FY13, this occurs due to graduation of some companies and the entry of others, which happens on a rolling basis. The overall number of companies has grown due to the opening of the new facility at UConn Health in January 2016, which drastically increased the program’s available space. The new facility now features 32 new state-of-the-art labs and 40 offices, bringing the total space to 45 labs and almost 58 offices. The current space is 94% occupied.

The University engaged with Connecticut Innovations (CI) and Battelle in 2014 by way of an MOU to identify opportunities for faculty-industry collaboration and to help advance the goals of NextGenCT utilizing the following programs:

- Department of Economic & Community Development (DECD):
 - Connecticut Manufacturing Innovation Fund (MIF) administered through DECD to assist the manufacturing industry to innovate commercial products and services and help drive enhancement in, or development of, products or services designed to strengthen their competitive position. The MIF supports competitive initiatives in the following areas:
 - Voucher Program (DECD/CCAT) – It is designed to help keep pace with the state-of-the-art product development and manufacturing technology. The program provides companies with access to the expertise they need to become more efficient, productive, and profitable.
 - Incumbent Worker Training Program (DECD/DOL) – The program provides financial assistance to train incumbent workers in the appropriate skills to meet current and emerging market needs.
 - Apprenticeship Program (DECD/DOL) – To support a combination of on-the-job training and classroom instruction for apprentices in Connecticut’s manufacturing industry. Grants awarded through the program can be used for wage subsidy, tuition reimbursement, and to offset the costs of gaining appropriate credentials for apprentices.
- CT Bioscience Innovation Fund, which creates the opportunity to develop collaborations with UConn faculty and industry partners to leverage external funds from federal agencies (administered through CI).
- Technology Talent Bridge (TTB) – A program that connects student interns with work on relevant projects and companies within the state (administered through CI).
- Multiple collaborations between the University and CCAT to spur innovation within the State’s manufacturing sector and facilitate access to state and federal support.
- Eli Whitney Equity Fund – Provides R&D support and research space to innovative companies receiving investment from CI.

A summary of University and joint University-industry intellectual property activities, including the number of disclosures, patents, licenses, new businesses, and entrepreneurial activities established with University technologies:

The mission of Technology Commercialization Services within the Office of the Vice President for Research is to expedite and facilitate the transformation of UConn discoveries into products and services that benefit society and drive economic growth and job creation. The goals are to bring together UConn researchers and the business community in order to significantly enhance the commercial and societal impact of UConn’s research; identify and help move inventions by UConn faculty, staff, and students towards the market through licensing or new company formation; secure patent protection for new technologies where warranted by market forces; and generate industrial support for ongoing applied/translational research projects.

University inventions have led to more than 733 US Patents with 28 US patents issued to UConn inventors in FY21 alone. Additionally, many of our faculty have more intellectual property and patents based on their previous work at other institutions.

Recent State initiatives, such as Next Generation Connecticut and Bioscience Connecticut, have enhanced the University’s role as a center for innovation, but reduced State funding for new faculty hires has substantially limited its capacity to maximize the hoped-for return on investment. A \$169.5 million UConn Technology Park with an anchor facility, the Innovation Partnership Building, designed to house industry-academic research collaborations, officially opened in September 2018, and continues to serve as a hub for the development and growth of industry relationships and entrepreneurship at the University. These initiatives will provide a robust pipeline of innovation, talent, and unique research facilities for technology development, business incubation, and growth.

Identification of research and innovation benchmarks and an analysis of the University’s progress in meeting such benchmarks:

More than eighty research centers, institutes, and programs serve UConn’s teaching, research, diversity, and outreach missions. Undergraduate, graduate, and faculty research at the University drives business development and enhances quality of life. UConn’s research operations make real and vital contributions to the state’s economy. Research dollars enter the Connecticut economy through UConn, but the impact does not end there. Through the bold NextGenCT initiative, the State’s economic development will be fueled.

Experience indicates that there is no uniform approach to technology licensing that will meet the needs of our diverse industry partners. The University is committed to working with its partners to provide the intellectual property rights necessary to meet company goals.

Licensing and Commercialization:

Licensing and Commercialization									
	FY 2013 (Base)	FY 2014	FY 2015	FY 2016	FY 2017	FY 2018	FY 2019	FY 2020	FY 2021
Invention Disclosures Received	71	59	93	69	61	71	90	102	91
Patent Applications Filed	95	86	113	91	89	83	105	128	102
Patents Issued	20	21	28	31	28	39	30	25	28
Licenses & Options Executed	19	22	10	11	10	26	21	15	10
Licensing Revenue (\$M)	\$1.0	\$1.7	\$1.1	\$1.0	\$1.7	\$0.9	\$0.7	\$0.9	\$1.2
UConn Startup Companies Formed	4	5	3	2	1	6	15	17	5

Year to year fluctuations in disclosures received is not unusual. Since FY 2013 the average number of disclosures received was 78.6. While there was a record high 102 disclosures received in FY 2020, FY 2021 also had a high number of disclosures despite the global pandemic. There was a spike in licensing revenue in FY 2014 due to the one-time sale of patent rights to a large international company, and in FY 2017 due to a one-time settlement for underpaid royalties that had been identified during an audit of the licensee’s books.

The table below measures UConn against our peers using normalized data based on research expenditures, which is accepted as the chief factor driving innovation.

UConn vs. Peers FY13-18, normalized to \$100M research expenditures

UConn vs. Peers FY13-18, Normalized to \$100M Research Expenditures						
Institution	Invention Disclosures Received	Patent Applications Filed	Patents Issued	Licenses & Options Executed	Licensing Revenue (\$K)	Startup Companies Formed
UConn	39.4	53.4	18.9	8.3	\$636	2.3
Indiana University	37.8	43.1	9.4	8.7	\$1,221	1.5
Michigan State University	24.1	20.0	6.4	11.0	\$860	0.4
Purdue University	66.7	87.6	23.7	26.4	\$1,232	4.9
University of Delaware	36.3	44.8	7.5	5.7	\$111	3.3
University of Georgia	44.1	22.5	9.9	40.6	\$1,954	1.2
University of Kansas	30.2	40.5	12.4	18.1	\$4,259	1.3
University of Kentucky	25.6	10.8	11.2	4.3	\$1,298	2.0
Peer Average	38.0	40.3	12.4	15.4	\$1,446	2.1

Notes: Based on annual AUTM Survey Data. The University of Utah did not respond to the AUTM survey for a portion of this reporting period. Their data has been omitted for that reason. FY18 is the most recent year for which AUTM survey data is available.

Except for license/options executed and licensing revenue, UConn faculty have exceeded the peer average in all other categories in the table above which is reflective of our commitment to growing licensing and commercialization at UConn and UConn Health.

CAPITAL PROGRAM

The Board of Trustees, at its June 30, 2021 meeting, approved the FY22 Capital Budget totaling \$271,460,000 as shown in Exhibit A. This amount reflects \$215,500,000 of UCONN 2000 State bond funds, \$49,500,000 of University and Gift funds, and \$6,460,000 of other State bond funds.

Storrs & Regional Campuses

The following is a brief description of some of the named projects included in the FY22 Capital Budget or previous budgets, which are currently in planning, design or construction.

Academic and Research Facilities

The 285,000 gross square foot Gant Science Complex will be renovated to accommodate current and future University needs in response to growing student enrollment in STEM programs. These improvements will include classrooms, lecture halls, teaching and research laboratories, faculty offices and support spaces. Exterior site and plaza areas will be improved to make them more inviting and accessible to the campus community. The building envelope (façades and roofs) will be reconstructed to provide a more attractive waterproof skin with better energy performance. A new light court was built as part of phase 1 which enclosed the existing opening at the Gant Plaza. Phased construction began in Winter 2018 and is scheduled to be complete in 2024.



The STEM Research Center Science 1 building is a keystone in the effort to fulfill the mandates of Next Generation Connecticut and will provide critical new research facilities for the existing and new STEM faculty. The 200,000 square foot research facility will be designed to meet some of current and future programmatic requirements of the University as it seeks to balance the anticipated rise in student enrollment in STEM programs with future programmatic research needs. Construction on the building commenced in June 2020 with anticipated completion in Fall 2022.



Deferred Maintenance/Code Compliance/ADA Compliance/Infrastructure Improvements & Renovation Lump Sum and Utility, Administrative and Support Facilities

Per statute, the “deferred maintenance” portion of the project name is defined as “repair of an infrastructure or structure that was not maintained, repaired or replaced in the usual course of maintenance and repair.” In addition, the University intentionally designs projects to repair under-maintained facilities and infrastructure up to current standards and with necessary improvements to accommodate the current needs of the campuses. Also, the statutory named line clarification and new definition allows the University to construct new utility, infrastructure, administrative and support facilities as needed. In general, projects fall into one or more of the following categories:

- Safety, code and ADA required improvements
- Roof and exterior repairs
- Building mechanical system improvements
- Utilities repairs and upgrades
- General building renovations
- Roads, walks and grounds
- Environmental remediation
- New utility, infrastructure, administrative and support facilities

Some of the major projects to be funded within this category during FY22 are Northwest Science Quad-Science 1- Site Improvements and Tunnel Phase II, a new Supplemental Utility Plant, Boiler Plant Equipment Replacement and Utility Tunnel Connection, UCONN 2000 Code Remediation – Stamford Downtown Relocation, Public Safety Building Addition, Infrastructure and Grounds projects (NER and Discovery Drive Intersection Improvements, I-Lot Improvements, and Mirror Lake Improvements), and various programmatic renovations. Five of the projects currently underway in this category are summarized below.



Northwest Quad: Science 1- Site Improvements and Tunnel Phase 2

The Board of Trustees approved the Master Plan on February 25, 2015 that provides a vision and a series of development guidelines for new construction on the Storrs campus and specifically for the advancement of the area known as the Northwest Science Quad District. The District will be the location for the expansion of UConn's research enterprise of buildings and infrastructure in support of new STEM research and teaching facilities. This project consists of a series of enabling projects that support the new quad development including the utility tunnel extension from the existing Gant tunnel, the direct burial of utilities for connections to the campus loop, stormwater management with a woodland corridor extension from the Gant complex, a new surface parking lot, and improvements to King Hill and Hillside Roads, including a new roundabout. These projects were designed concurrently with the STEM Research Center- Science 1 project. Construction on the enabling projects began in Summer 2020 and are anticipated to be complete in Fall 2022.



Supplemental Utility Plant

The University produces or treats and distributes its own electrical power, steam, chilled water, domestic water, reclaimed water, and sanitary waste for use on campus. Utility modelling has shown that additional chilled water, steam, and electrical power will be needed to support the development of the Storrs Campus as projected by the University Master Plan and Next Generation Connecticut Capital Plan. These additional loads will be produced in and distributed from a new Supplemental Utility Plant (SUP) located in the Northwest section of campus.



The Supplemental Utility Plant will be constructed in 2 phases:

Phase I includes a new building and the following equipment: four new chillers, and two electric generators to support the new STEM Research Center Science 1 and the renovated Gant Science Complex. The SUP will also include space for a new steam boiler to replace an aging boiler, which is currently located at the Central Utility Plant. Construction began in Summer 2020 and will be completed in Spring 2022.

Phase II will include an addition to the building constructed in Phase I and will house two tri-generation turbines. The addition of these turbines will increase the on campus electrical production capacity to align with planned future campus peak demands. As of Winter 2022, Phase II is on hold pending completion of a feasibility study to determine whether the increased electrical demand can be produced using renewable energy sources such as solar power.

UCONN Code Remediation – Stamford Downtown Relocation

After completing a required plan review and field inspection of the UCONN 2000 Code Remediation-Stamford Campus Downtown Relocation project, the Office of the Fire Marshal and Building Inspector cited numerous code discrepancies related to the original project. This project will mitigate the balance of the discrepancies and integrate the designed mitigation with planned programmatic renovations. The project will be completed in phases over a number of consecutive summers in order to minimize the impacts on the use and occupancy of the building during construction. Scope of work includes sprinkler, egress, fire separation assemblies, restrooms,



and office/classroom renovations. The first phase was completed in 2020. Construction on the second phase began in Summer 2021 with completion in Winter 2023.

Public Safety Building Addition

The Public Safety Building is the headquarters for the Division of Public Safety and houses the UConn Police Department, UConn Fire Department, statewide Dispatch Center as well as Division administrative staff. The building serves to support UConn's statewide public safety efforts at all UConn campuses. The building was opened in 1992 and has not expanded in the nearly 30 years it has been occupied, even though the Division has grown significantly during this time. This project will construct a new addition at the lawn area adjacent the existing fire department equipment bays to house the fire department staff. The floor area in the existing facility currently occupied by the Fire Department will be renovated to provide additional locker areas for the Police Department, and an expanded dispatch area. Construction began in Spring 2021 and will be complete in Fall 2022.

Boiler Plant Equipment Replacement & Utility Tunnel Connection

This project will replace the existing 1960's vintage Central Utility Plant (CUP) Boilers as well as complete the utility tunnel interconnection between the future Supplemental Utility Plant and the existing Central Utility Plant. The existing boilers are inefficient and require extensive maintenance to remain operational. In addition, CT Department of Energy and Environmental Protection notified the University that the boilers are to be de-commissioned by June 2023 due to non-compliance with more stringent emissions regulations. The new efficient boilers will reduce greenhouse gas emissions by 3.5%-5.25% from current levels.

The Boiler Plant Equipment Replacement and Utility Tunnel Connection project will be implemented in 3 phases. In Phase I, the University will pre-purchase 3 factory-fabricated, dual-fuel water-tube boilers.

In Phase II, the existing boilers will be decommissioned and demolished in preparation for Phase III. Also, in phase II, the utility tunnel connection will be completed. Work includes extension of the steam, chilled water, and electrical connections from their current locations within the existing "North Utility Tunnel" at the northeast corner of the UTEB building into the CUP.



Phase III will install the new boilers. Construction began in Summer 2020 with anticipated completion in 2023.

Equipment, Library Collections & Telecommunications

The enhancement of the University's infrastructure includes its instructional and scientific equipment. The equipment replacement category permits the University to replace outmoded items with state-of-the-art laboratory devices and computers. The funding encompasses seven

major categories: management information systems, computers, research equipment, instructional equipment, furnishings, operational and public safety support, and library materials.

Residential Life Facilities

This named project represents the overarching authorization to undertake activities to provide housing and dining facilities for the University's students. Although the quantity and the diversity of campus living arrangements were expanded under the first two phases of UCONN 2000, much remains to be done. Funding will support improvements to current dormitory amenities and other deferred maintenance needs in all of the residential and dining facilities. Construction of a new residence hall, the Peter J. Werth Residence Tower, was completed in 2016 and renovations of the older dormitories and dining halls and code improvements are continuously ongoing. During the summer of 2021, renovations in the following areas were completed: North Campus Dish Room, Hicks and Grange Residence Halls student rooms and common areas, and the student rooms and restrooms of the North Campus Residence Halls.

Preliminary planning and design of a new South Campus Residence Hall was started in 2021. The new building would create much needed swing space for the housing rehabilitation and replacement program.

UConn Health

In 2018, an external third party provided UConn Health with a ten-year Facilities Condition Assessment (FCA). The assessment identified \$295 million in Deferred Maintenance needs across the following categories:

- **Recurring Deferred Renewal:** Items that have not been replaced during the normal course of maintenance that have reached or exceeded their expected life: \$119 million (e.g., original 1970 era HVAC systems).
- **Recurring Projected Renewal:** Items that during the 2018-2028 time period will “age out” and need to be replaced: \$159 million (e.g., roofs that are 25 years old now but will reach their 30 year life expectancy in the next 5 years and need to be replaced).
- **Nonrecurring:** Items that require replacement on a one-time basis: \$17 million (e.g., stair railings that are not code compliant and need to be replaced, but are not expected to be replaced again).

The FY22 allocation of \$25 million in new UCONN 2000 funding for deferred maintenance needs marked the first new funds for UConn Health since the Bioscience Connecticut Initiative funding ended in FY18. New projects are being initiated to utilize these funds for the highest priority deferred maintenance needs. UConn Health will request DM funding on an on-going basis to meet the needs identified in the report.

Deferred Maintenance/Code Compliance/ADA Compliance/Infrastructure Improvements & Renovation Lump Sum and Utility, Administrative and Support Facilities

Per statute, the “deferred maintenance” portion of the project name is defined as “repair of an infrastructure or structure that was not maintained, repaired or replaced in the usual course of maintenance and repair.” In addition, the University intentionally designs projects to repair under-maintained facilities and infrastructure up to current standards and with necessary improvements to accommodate the current needs of the campuses. Also, the statutory named line clarification and new definition allows the University to construct new utility, infrastructure, administrative and support facilities as needed. In general, projects fall into one or more of the following categories:

- Safety, code and ADA required improvements
- Roof and exterior repairs
- Building mechanical system improvements
- Utilities repairs and upgrades
- General building renovations
- Roads, walks and grounds
- Environmental remediation
- New utility, infrastructure, administrative and support facilities

Several projects are in the planning phase including roof replacements and replacement of building infrastructure components.

UCONN 2000: SET-ASIDE CONTRACTOR

Public Act 99-241 called for, among other things, information regarding use of Connecticut owned businesses on UCONN 2000 program projects, including those owned by women and minorities (“set-aside” contractors). Since Fiscal Year 1996, construction and related contracts for the UCONN 2000 program totaled \$4.5 billion from all fund sources; \$3.5 billion is strictly UCONN 2000 funds. As of January 2022, Connecticut businesses have accounted for \$2.8 billion of the total contracted dollars with “set-aside” general contractors and subcontractors accounting for \$917.3 million. Overall, small business participation has amounted to \$521.0 million, minority business participation has amounted to \$118.1 million, and women-owned business participation has amounted to \$279.3 million.

UCONN 2000: FINANCE

Pursuant to Section 10a-109x of the Connecticut General Statutes, the semi-annual report to the General Assembly is to provide, among other things, information on the number of projects and securities authorized, approved and issued; the payment of debt service requirements, and the payment of principal and interest on the UCONN 2000 securities; and the amount of investment earnings. This section provides that information.

Legislative Authorizations - Selected Discussion

During June 2021, the Governor signed Public Act 21-2 increasing the Debt Service Commitment amount for Fiscal Year 2022 by \$25,000,000 to \$215,500,000 which increased the Fiscal Year 1996 to 2027 total Debt Service Commitment amounts to \$4,307,900,000. The estimated costs in the act

were also changed including increasing the project known as “Deferred Maintenance/Code Compliance/ADA Compliance/Infrastructure & Improvements Renovation Lump Sum and Utility, Administrative and Support Facilities - Health Center”.

During March 2020, Public Act 20-1 was approved which reallocated the authorized Debt Service Commitment debt funding paid for by the State among the Fiscal Years 2020 through 2027 but did not change the total Debt Service Commitment amount authorized for UCONN 2000 projects.

During October 2017, the General Assembly passed Public Act 17-2 and the Governor signed on October 31, 2017 “An Act Concerning the State Budget for the Biennium Ending June 30, 2019, Making Appropriations Therefor, Authorizing and Adjusting Bonds of the State And Implementing Provisions of the Budget” that which among other things, moved some of the authorized DSC bond funding from Fiscal Years 2018 through 2023 and added it to 2024, and the newly added Fiscal Years 2025, 2026 and 2027 (without changing total DSC funding); and changed the name of the UCONN 2000 project “Deferred Maintenance/Code Compliance/ADA Compliance/Infrastructure Improvements & Renovation Lump Sum” to “Deferred Maintenance/Code Compliance/ADA Compliance/Infrastructure Improvements & Renovation Lump Sum and Utility, Administrative and Support Facilities” and UConn Health’s UCONN 2000 named project formally known as “Deferred Maintenance/Code/ADA Renovation Sum — Health Center” to the new UCONN 2000 project name of “Deferred Maintenance/Code Compliance/ADA Compliance/Infrastructure & Improvements Renovation Lump Sum and Utility, Administrative and Support Facilities – Health Center”.

During the May 2016 Special Session, the General Assembly passed Public Act 16-4 effective July 1, 2016 which among other things changed the name of the UCONN 2000 project “Deferred Maintenance/Code/ADA Renovation Lump Sum” to “Deferred Maintenance/Code Compliance/ADA Compliance/Infrastructure Improvements & Renovation Lump Sum” and also shifted \$26,000,000 of Debt Service Commitment authorizations from Fiscal Year 2017 to Fiscal Year 2018.

During May 2014, Governor Malloy signed Public Act 14-98 which clarified that the language in the UCONN 2000 legislation limiting UCONN 2000 debt applied only to the debt service commitment debt that the State pays and the limit does not apply to UCONN 2000 Special Obligation Student Fee Revenue bonds and other types of UCONN 2000 debt which the University and not the State pays. Public Act 14-5 was also signed in May 2014 and eliminated certain UCONN 2000 Act language that limited leasing outside the Storrs Campus.

In July 2013, Governor Malloy signed Public Act 13-233, “An Act Concerning Next Generation Connecticut”, which extended the UCONN 2000 program another six years until Fiscal Year 2024; increased the statutory authorizations for the UCONN 2000 bonds secured by the State’s debt service commitment by \$1.551 billion for a total of \$4,282,900,000; changed certain Fiscal Year bond authorizations; added a new named project called “Academic and Research Facilities”; and also added the housing language to the “Stamford Campus Improvements/Housing” project.

In July 2011, Governor Malloy signed Public Act 11-75, “An Act Concerning the University of Connecticut Health Center”, the Bioscience Connecticut initiative, which increased the statutory

authorizations for the UCONN 2000 bonds secured by the State's debt service commitment by \$262,900,000 for a total of \$2,731,900,000; changed certain Fiscal Year bond authorizations; eliminated a prior provision relating to the \$100 million contribution of federal, private or other non-state money; and provided for funding to renovate research laboratory space and create additional business incubator space.

On August 25, 2011, the Governor signed Public Act 11-57 for creation of a world-class Technology Park on the Storrs Campus to serve as a cornerstone for a new Connecticut research triangle. The Technology Park is expected to generate hundreds of new jobs in Connecticut, encourage new business growth, and leverage millions of dollars in federal and private research funding. The Technology Park will link to UConn Health in Farmington, the Connecticut Bioscience Initiative to Yale University in New Haven and others. A total of \$169.5 million of State General Obligation bond funding has been authorized by the State Bond Commission for the Technology Park. On August 26, 2011, the State Bond Commission authorized the first \$18 million of State General Obligation bonding to begin planning and design. On April 26, 2013, the State Bond Commission authorized the release of \$20 million in State General Obligation bonding to cover the purchase of equipment. On May 11, 2015, the State Bond Commission authorized the release of \$131.5 million in State General Obligation bonding to fund the construction of the new facility.

During the October 2011 special session, the General Assembly adopted Public Act 11-2 which established the Connecticut Bioscience Collaboration Program (the "Collaboration") and authorized \$290,685,000 of State general obligation bonds to be issued over a ten-year period and to be deposited in the Connecticut Bioscience Collaboration Fund. The Collaboration will support the establishment of a bioscience cluster anchored by the Jackson Laboratory for Genomic Medicine located on UCH's Farmington campus.

In Fiscal Year 2002, the General Assembly enacted and the Governor signed into law Public Act 02-3, An Act Concerning 21st Century UConn. This act authorized additional projects for the University and UConn Health for Phase III of UCONN 2000. This act amended Public Act 95-230 and extended the UCONN 2000 financing program.

Public Act 95-230 enabled the University to borrow money in its own name for a special 10-year capital improvement program designed to modernize, rehabilitate, and expand the physical plant of the University. It authorized projects for Phases I and II of UCONN 2000, estimated to cost \$1,250 million, of which \$962 million was financed by bonds of the University secured by the State Debt Service Commitment; \$18 million was funded by State General Obligation Bonds; and the balance of \$270 million was financed by gifts, other revenue, or borrowing resources of the University, including Special Obligation Student Fee Revenue bonds.

General Obligation Bonds

Section 10a-109 of the Connecticut General Statutes empowers the University to issue General Obligation Bonds secured by the State's Debt Service Commitment ("DSC"). These bonds are referred to as "General Obligation Debt Service Commitment Bonds" or "GO-DSC Bonds" throughout the remainder of this report. These bonds are issued pursuant to the General Obligation Master Indenture of Trust, dated as of November 1, 1995, between the University of Connecticut,

as Issuer, and Fleet National Bank of Connecticut as Trustee (now U.S. Bank N.A.). The University's Board of Trustees on November 10, 1995, and the State Bond Commission on December 21, 1995 approved the Master Indenture of Trust. The Master Indenture was subsequently amended and approved by the University's Board of Trustees on September 26, 2003 and the State Bond Commission on December 19, 2003. The Board of Trustees and the Governor approve the subsequent Supplemental Indenture for each bond issue. The University and the Office of the State Treasurer, working in conjunction, manage the GO-DSC Bond sale process.

General Obligation Bond Issues Completed

As of December 31, 2021, there have been thirty-five GO-DSC Bond issues for the UCONN 2000 program including twenty-three new money and twelve refunding bond issues.

There have been twenty-three new money GO-DSC Bonds issues totaling \$3,284,467,146.50 in par value which, together with original issue premium, funded \$3,544,000,000 of UCONN 2000 projects. The remaining balance, together with accrued interest and net original issue premium, funded the costs of issuance including deposits to the State Treasurer pursuant to the indentures.

Pursuant to Section 10a-109g of the Connecticut General Statutes, the UCONN 2000 GO-DSC Bonds authorized, approved and issued to date are listed below:

GO-DSC Bonds Phase I, II & III

<u>Date of Issue</u>	<u>Par Amount</u>	<u>TIC (1)</u>	<u>Bond Issue</u>
February 21, 1996	\$83,929,714.85	4.94%	1996 Series A ⁽²⁾
April 24, 1997	124,392,431.65	5.48%	1997 Series A ⁽²⁾
June 24, 1998	99,520,000.00	4.78%	1998 Series A ⁽²⁾
April 8, 1999	79,735,000.00	4.46%	1999 Series A ⁽²⁾
March 29, 2000	130,850,000.00	5.42%	2000 Series A ⁽²⁾
April 11, 2001	100,000,000.00	4.54%	2001 Series A ⁽²⁾
April 18, 2002	100,000,000.00	4.74%	2002 Series A ⁽²⁾⁽³⁾
March 26, 2003	96,210,000.00	3.97%	2003 Series A ⁽²⁾⁽⁴⁾
January 22, 2004	97,845,000.00	3.76%	2004 Series A ⁽²⁾⁽⁵⁾
March 16, 2005	98,110,000.00	4.20%	2005 Series A ⁽²⁾⁽⁶⁾
March 15, 2006	77,145,000.00	4.20%	2006 Series A ⁽²⁾⁽⁷⁾
April 12, 2007	89,355,000.00	4.14%	2007 Series A ⁽²⁾⁽⁸⁾
April 16, 2009	144,855,000.00	4.01%	2009 Series A ⁽²⁾⁽⁹⁾
May 25, 2010	97,115,000.00	3.64%	2010 Series A ⁽²⁾⁽¹⁰⁾
December 8, 2011	179,730,000.00	3.31%	2011 Series A ⁽²⁾⁽¹¹⁾
July 31, 2013	172,660,000.00	3.58%	2013 Series A ⁽¹²⁾
April 22, 2014	109,050,000.00	3.37%	2014 Series A ⁽¹³⁾
April 16, 2015	220,165,000.00	3.09%	2015 Series A ⁽¹⁴⁾
April 21, 2016	261,510,000.00	2.76%	2016 Series A ⁽¹⁵⁾
January 19, 2017	311,200,000.00	3.42%	2017 Series A ⁽¹⁶⁾
May 3, 2018	276,075,000.00	3.67%	2018 Series A ⁽¹⁷⁾
May 8, 2019	174,785,000.00	3.05%	2019 Series A ⁽¹⁸⁾
<u>December 17, 2020</u>	<u>\$160,230,000.00</u>	<u>2.21%</u>	<u>2020 Series A⁽¹⁹⁾</u>
Subtotal Phase I, II & III	\$3,284,467,146.50		

GO-DSC Refunding Bonds

January 29, 2004	\$216,950,000.00	3.55%	2004 Series A Refunding ⁽²⁾⁽⁵⁾
March 15, 2006	61,020,000.00	4.17%	2006 Series A Refunding ⁽²⁾⁽⁷⁾
April 12, 2007	46,030,000.00	4.22%	2007 Series A Refunding ⁽²⁾⁽⁸⁾
May 25, 2010	36,095,000.00	2.86%	2010 Series A Refunding ⁽²⁾⁽¹⁰⁾
December 8, 2011	31,905,000.00	2.29%	2011 Series A Refunding ⁽²⁾⁽¹¹⁾
July 31, 2013	51,250,000.00	2.71%	2013 Series A Refunding ⁽¹²⁾
April 22, 2014	92,940,000.00	1.41%	2014 Series A Refunding ⁽¹³⁾
April 16, 2015	34,625,000.00	2.15%	2015 Series A Refunding ⁽¹⁴⁾
April 21, 2016	80,425,000.00	1.70%	2016 Series A Refunding ⁽¹⁵⁾
January 19, 2017	33,950,000.00	2.01%	2017 Series A Refunding ⁽¹⁶⁾
May 8, 2019	64,680,000.00	2.23%	2019 Series A Refunding ⁽¹⁸⁾
<u>December 17, 2020</u>	<u>119,085,000.00</u>	.95%	2020 Series A Refunding ⁽¹⁹⁾
Subtotal Refunding Bonds	\$868,955,000.00		Total GO-DSC Bonds <u>\$4,153,422,146.50</u>

⁽¹⁾ TIC is the true interest cost reflecting the interest rate for the time value of money across an entire bond issue.

⁽²⁾ Bonds are no longer outstanding.

⁽³⁾ The GO-DSC 2002 Series A Bonds provided \$994,688.03 directly to the Office of the State Treasurer.

⁽⁴⁾ The GO-DSC 2003 Series A Bonds par amount of \$96,210,000 plus \$3,790,000 of the original issue premium totaled \$100,000,000 available for projects.

⁽⁵⁾ The GO-DSC 2004 Series A Bonds new money and GO-DSC Refunding 2004 Series A Bonds were issued under a single Official Statement with a par amount of \$216,950,000. The GO-DSC 2004 new money bonds totaled \$100,000,000 for projects, funded by the \$97,845,000 par amount plus \$2,155,000 of the original issue premium; and the GO-DSC Refunding 2004 Series A Bonds provided \$223,160,000 for a refunding escrow. Additional proceeds, including premium, funded the refunding escrow and the costs of issuance.

⁽⁶⁾ The GO-DSC 2005 Series A Bonds totaled \$100,000,000 available for projects funded by the \$98,110,000 par amount plus \$1,890,000 of the original issue premium. Phase II authorizations accounted for \$50 million and Phase III for \$50 million.

⁽⁷⁾ The GO-DSC 2006 Series A Bonds new money and GO-DSC Refunding 2006 Series A Bonds were issued under a single Official Statement with a par amount of \$138,165,000. The GO-DSC 2006 Series A Bonds new money totaled \$79,000,000 available for projects, funded by the \$77,145,000 par amount plus \$1,835,000 of the original issue premium, and the GO-DSC Refunding 2006 Series A Bonds provided \$65,472,900 for a refunding escrow. Additional proceeds, including premium, funded the refunding escrow and the costs of issuance.

⁽⁸⁾ The GO-DSC 2007 Series A Bonds new money and GO-DSC Refunding 2007 Series A Bonds were issued under a single Official Statement with a par amount of \$135,385,000. The GO-DSC 2007 Series A Bonds new money totaled \$89,000,000 available for projects, and the GO-DSC Refunding 2007 Series A Bonds provided \$49,505,476.89 for a refunding escrow. Additional proceeds, including premium, funded the refunding escrow and the costs of issuance.

⁽⁹⁾ The GO-DSC 2009 Series A Bonds par amount of \$144,855,000 plus \$5,145,000 of the original issue premium totaled \$150,000,000 available for projects.

- (10) The GO-DSC 2010 Series A Bonds new money and GO-DSC Refunding 2010 Series A Bonds were issued under a single Official Statement with a combined par amount of \$133,210,000. The GO-DSC 2010 Series A Bonds new money par amount of \$97,115,000 plus \$7,885,000 of the original issue premium totaled \$105,000,000 available for projects; and the GO-DSC Refunding 2010 Series A Bonds par amount of \$36,095,000 plus \$2,609,428.69 of the original issue premium provided \$38,704,428.69 for the refunding escrow. Additional proceeds, including premium, funded the costs of issuance.
- (11) The GO-DSC 2011 Series A Bonds new money and GO-DSC funding 2011 Series A Bonds were issued under a single Official Statement with a combined par amount of \$211,635,000. The GO-DSC 2011 Series A Bonds new money par amount of \$179,730,000 plus \$20,700,000 of the original issue premium totaled \$200,000,000 available for projects; and the GO-DSC Refunding 2011 Series A Bonds par amount of \$31,905,000 plus \$4,936,565.62 of the original issue premium provided 36,841,565.62 for the refunding escrow. Additional proceeds, including premium, funded the costs of issuance.
- (13) The GO-DSC 2013 Series A Bonds new money and GO-DSC Refunding 2013 Series A Bonds were issued under a single Official Statement with a combined par amount of \$223,910,000. The GO-DSC 2013 Series A Bonds new money par amount of \$172,660,000 plus \$16,340,000 of the original issue premium totaled \$189,000,000 available for projects; and the GO-DSC Refunding 2013 Series A Bonds par amount of \$51,250,000 plus \$6,978,911.08 of the original issue premium provided \$58,228,911.08 for the refunding escrow. Additional proceeds, including premium, funded the costs of issuance.
- (13) The GO-DSC 2014 Series A Bonds new money and GO-DSC Refunding 2014 Series A Bonds were issued under a single Official Statement with a combined par amount of \$201,990,000. The GO-DSC 2014 Series A Bonds new money par amount of \$109,050,000 plus \$10,950,000 of the original issue premium totaled \$120,000,000 available for projects; and the GO-DSC Refunding 2014 Series A Bonds par amount of \$92,940,000 plus \$6,573,683.06 of the original issue premium provided \$99,513,683.06 for the refunding escrow. Additional proceeds, including premium, funded the costs of issuance.
- (14) The GO-DSC 2015 Series A Bonds new money and GO-DSC Refunding 2015 Series A Bonds were issued under a single Official Statement with a combined par amount of \$254,790,000. The GO-DSC 2015 Series A Bonds new money par amount of \$220,165,000 plus \$29,835,000 of the original issue premium totaled \$250,000,000 available for projects; and the GO-DSC Refunding 2015 Series A Bonds par amount of \$34,625,000 plus \$5,654,495.56 of the original issue premium totaled \$40,279,495.56 deposited to the refunding escrow. Additional proceeds, including premium, funded the costs of issuance.
- (15) The GO-DSC 2016 Series A Bonds new money and GO-DSC Refunding 2016 Series A Bonds were issued under a single Official Statement with a combined par amount of \$341,935,000. The GO-DSC 2016 Series A Bonds new money par amount of \$261,510,000 plus \$38,490,000 of the original issue premium totaled \$300,000,000 available for projects; and the GO-DSC Refunding 2016 Series A Bonds par amount of \$80,425,000 plus \$10,056,693.44 of the original issue premium totaled \$90,481,693.44 deposited to the refunding redemption fund and/or escrow. Additional proceeds, including premium, funded the costs of issuance.
- (16) The GO-DSC 2017 Series A Bonds new money and GO-DSC Refunding 2017 Series A

Bonds were issued under a single Official Statement with a combined par amount of \$345,150,000. The GO-DSC 2017 Series A Bonds new money par amount of \$311,200,000 plus \$38,800,000 of the original issue premium totaled \$350,000,000 available for projects; and the GO-DSC Refunding 2017 Series A Bonds par amount of \$33,950,000 plus \$3,010,192.04 of the original issue premium totaled \$36,960,192.04 deposited to the refunding redemption fund and/or escrow. Additional proceeds, including premium, funded the costs of issuance.

- (17) The GO-DSC 2018 Series A Bonds were issued with a par amount of \$276,075,000 plus \$23,925,000 of the original issue premium funded \$300,000,000 for projects. Additional proceeds, including premium, funded the costs of issuance.
- (18) The GO-DSC 2019 Series A Bonds new money and GO-DSC Refunding 2019 Series A Bonds were issued under a single Official Statement with a combined par amount of \$239,465,000. The GO-DSC 2019 Series A Bonds new money par amount of \$174,785,000 plus \$25,215,000 of the original issue premium totaled \$200,000,000 available for projects; and the GO-DSC Refunding 2019 Series A Bonds par amount of \$64,680,000 plus \$8,133,086.38 of the original issue premium totaled \$72,813,086.38 deposited to the trustee bank redemption fund which was immediately used to call and refund all of the outstanding \$72,060,000 DSC 2009 bonds and pay the accrued interest on the same. Additional premium proceeds funded the costs of issuance.
- (19) The GO-DSC 2020 Series A Bonds new money and GO-DSC Refunding 2020 Series A Bonds were issued under a single Official Statement with a combined par amount of \$279,315,000. The GO-DSC 2020 Series A Bonds new money par amount of \$160,230,000 plus \$39,770,000 of the original issue premium funded \$200,000,000 for projects; and the GO-DSC Refunding 2020 Series A Bonds par amount of \$119,085,000 plus \$22,298,769.83 of the original issue premium totaled \$141,383,769.83 deposited to the trustee bank redemption fund which was used to refund \$138,340,000.00 of principal of outstanding bonds as follows: on December 17, 2020 to call and refund \$43,695,000.00 of certain maturities of the GO-DSC 2010 bonds principal outstanding plus \$724,583.42 of accrued interest for a total of \$44,419,583.42; and on February 15, 2021 to call and refund \$89,850,000.00 of the GO-DSC 2011 new money bonds principal outstanding plus \$2,208,875.00 accrued interest for a total of \$92,058,875.00; and to call and refund \$4,795,000.00 of the GO-DSC 2011 Refunding bonds Principal outstanding, plus \$119,875.00 of accrued interest for a total of \$4,914,875.00. Additional premium proceeds funded the costs of issuance.

General Obligation Bonds – Projects

During Fiscal Year 2005, the University finished Phase I and Phase II and initiated Phase III of the UCONN 2000 project authorizations secured by the State’s DSC. As of December 31, 2021, the UCONN 2000 act provides for a total of \$4,307,900,000 of UCONN 2000 bonds secured by the State’s DSC. As of December 31, 2021, the following projects totaling \$4,019,100,000 have been authorized to receive GO-DSC Bond proceeds by both the Governor and the Board of Trustees:

<u>Phase I & II</u>	<u>Authorized</u>
Agricultural Biotechnology Facility Completion	\$3,000,000.00
Agricultural Biotechnology Facility	9,400,000.00

Alumni Quadrant Renovations	11,183,623.91
Avery Point Marine Science Research Center-Phase I	30,000,000.00
Avery Point Marine Science Research Center-Phase II	7,254,246.03
Avery Point Renovation	4,875,717.46
Benton State Art Museum Addition	700,000.00
Business School Renovation	7,958,470.42
Central Warehouse New	6,933,751.77
Chemistry Building	53,062,000.00
Deferred Maintenance & Renovation Lump Sum	40,798,259.65
Deferred Maintenance & Renovation Lump Sum Balance	117,386,096.72
East Campus North Renovations	7,382,604.53
Equipment, Library Collections & Telecommunications	60,500,000.00
Equipment, Library Collections & Telecommunications Completion	105,812,000.00
Gant Plaza Deck	7,287,174.10
Gentry Renovation	9,664,596.69
Grad Dorm Renovations	2,928,227.59
Heating Plant Upgrade	9,969,000.00
Hilltop Dormitory Renovations	8,176,528.89
Ice Rink Enclosure	3,280,000.00
International House Conversion/(a.k.a. Museum of Natural History)	886,134.00
Litchfield Agricultural Center-Phase I	1,000,000.00
Mansfield Apartments Renovation	2,071,000.00
Mansfield Training School Improvements	3,500,000.00
Monteith Renovation	444,348.00
Music Drama Addition *	7,400,000.00
North Campus Renovation	10,996,050.15
North Superblock Site & Utilities	7,668,000.00
Northwest Quadrant Renovation-Phase I	2,001,000.00
Northwest Quadrant Renovation-Phase II	30,000,000.00
Parking Garage-North	9,658,000.00
Pedestrian Walkways/(a.k.a. Fairfield Road Pedestrian Mall)	6,074,000.00
School of Business	25,652,366.00
School of Pharmacy	88,609,000.00
Shippee/Buckley Renovations	6,920,000.00
South Campus Complex	12,251,000.00
Stamford Downtown Relocation-Phase I	55,781,471.55
Student Union Addition	44,622,633.00
Technology Quadrant-Phase IA	39,993,000.00
Technology Quadrant-Phase II	34,120,000.00
Torrey Life Science Renovation	251,109.43
Towers Renovation	17,950,243.11
Underground Steam & Water Upgrade	6,000,000.00

Underground Steam & Water Upgrade Completion	6,000,000.00
Waring Building Conversion	11,452,000.00
Waterbury Property Purchase	200,000.00
West Campus Renovations	519,507.20
White Building Renovation	2,427,268.80
<u>Wilbur Cross Building Renovation</u>	<u>19,999,571.00</u>
TOTAL PHASE I & II PROJECTS	\$962,000,000.00

* Board of Trustees added Project 2/22/2001

<u>Phase III - Storrs and Regional Campuses</u>	<u>Authorized</u>
Academic and Research Facilities	\$401,007,429.00
Arjona and Monteith (new classroom buildings)	128,219,870.93
Avery Point Campus Undergraduate and Library Building	10,461,245.77
Avery Point Renovation	8,327,447.54
Beach Hall Renovations	5,146,688.33
Benton State Art Museum Addition	2,903,508.88
Biobehavioral Complex Replacement	3,495,807.00
Bishop Renovation	2,480,140.83
Deferred Maintenance/Code Compliance/ADA Compliance/ Infrastructure Improvements & Renovation Lump Sum and Utility, Administrative and Support Facilities	814,390,069.08
Engineering Building (with Environmental Research Institute)	92,579,389.76
Equipment, Library Collections & Telecommunications	185,091,656.00
Family Studies (DRM) Renovation	2,868,306.20
Farm Buildings Repairs/Replacement	6,408,304.09
Fine Arts Phase II	40,708,924.00
Floriculture Greenhouse	6,691,798.67
Gant Building Renovations	12,455,770.32
Gentry Completion	9,628,208.95
Hartford Relocation Acquisition/Renovation	139,027,625.42
Heating Plant Upgrade	11,877,724.42
Intramural, Recreational and Intercollegiate Facilities	31,009,920.63
Jorgensen Renovation	3,899,128.58
Koons Hall Renovation/Addition	1,461,146.00
Lakeside Renovation	3,800,000.00
Law School Renovations/Improvements	16,660,677.09
Manchester Hall Renovation	772,577.13
Mansfield Training School Improvements	3,000,000.00
Natural History Museum Completion	500,000.00
North Hillside Road Completion	6,700,000.00
Old Central Warehouse *	126,000.00
Parking Garage #3	75,214.27
Psychology Building Renovation/Addition	24,337,399.00
Residential Life Facilities	160,972,476.01

School of Pharmacy/Biology Completion	6,000,000.00
Stamford Campus Improvements/Housing	1,500,870.00
Storrs Hall Addition	14,664,091.44
Student Union Addition	13,000,000.00
Support Facility (Architectural and Engineering Services)	16,583.05
Torrey Renovation Completion and Biology Expansion	1,530,373.00
Torrington Campus Improvements	369,156.42
Waterbury Downtown Campus	1,608,764.00
West Hartford Campus Renovations/Improvements	6,774,305.19
<u>Young Building Renovation/Addition</u>	<u>23,651,403.00</u>
Total – Storrs & Regionals Project List	\$2,206,200,000.00

UConn Health

CLAC Renovation Biosafety Level 3 Lab	\$15,901,465.91
Deferred Maintenance/Code Compliance/ADA Compliance/Infrastructure & Improvements Renovation Lump Sum and Utility, Administrative and Support Facilities - Health Center	76,165,519.91
Dental School Renovation	3,525,000.00
Equipment, Library Collections and Telecommunications - Health Center	116,429,390.00
Library/Student Computer Center Renovation	1,266,459.97
Main Building Renovation	117,484,315.91
Medical School Academic Building Renovation	39,578,232.00
Planning and Design Costs	25,000,000.00
Research Tower	67,992,229.21
Support Building Addition/Renovation	100,000.00
<u>The University of Connecticut Health Center New Construction and Renovation</u>	<u>387,457,387.09</u>
Total – UConn Health Project List	\$850,900,000.00

TOTAL PHASE III PROJECTS **\$3,057,100,000.00**

TOTAL GO-DSC BONDS: PHASE I, II AND III PROJECTS **\$4,019,100,000.00**

* The Old Central Warehouse was added by PA 07-108 effective 7-1-2007

General Obligation Bonds – Refundings

Pursuant to Section 10a-109 of the Connecticut General Statutes, the University may issue refunding securities.

As of December 31, 2021, the University achieved \$93.7 million in cumulative gross debt service savings for Connecticut taxpayers by issuing GO-DSC Refunding Bonds in 2004, 2006, 2007, 2010, 2011, 2013, 2014, 2015, 2016, 2017, 2019 and 2020 as detailed below.

On January 29, 2004, the University achieved \$15.2 million in debt service savings for Connecticut taxpayers through the \$216,950,000 of UCONN 2000 GO-DSC Refunding 2004 Series A Bonds. Proceeds pre-refunded \$223,160,000 of the portions of the 1996, 1997, 1998, 2000, 2001 and 2002 UCONN 2000 GO-DSC Bonds. Debt service savings amounted to \$15,215,582.84 on a gross cash

debt service savings basis or \$10,117,718.77 on a net present value basis (4.53% savings over refunded bonds debt service) spread across Fiscal Years 2004 to 2020.

On March 15, 2006, the University achieved \$4.0 million in debt service savings through the issuance of \$61,020,000 of UCONN 2000 GO-DSC Refunding 2006 Series A Bonds. Proceeds pre-refunded \$61,675,000 of the portions of the 1998, 1999, 2000, 2001 and 2002 UCONN 2000 GO-DSC Bonds. Debt service savings amounted to \$4,003,734.09 on a gross cash debt service savings basis or \$2,495,916.47 on a net present value basis (3.94% savings over refunded bonds debt service) spread across Fiscal Years 2006 to 2020.

On April 12, 2007, the University achieved \$1.7 million in debt service savings through the issuance of \$46,030,000 of UCONN 2000 GO-DSC Refunding 2007 Series A Bonds. Proceeds pre-refunded \$46,695,000 of the portions of the 2002 and 2003 UCONN 2000 GO-DSC Bonds. Debt service savings amounted to \$1,680,056.23 on a gross cash debt service savings basis or \$1,387,269.87 on a net present value basis (2.97% savings over refunded bonds debt service) spread across Fiscal Years 2008 to 2022.

On May 25, 2010, the University achieved \$1.8 million in debt service savings through the issuance of \$36,095,000 of UCONN 2000 GO-DSC Refunding 2010 Series A Bonds. Proceeds pre-refunded \$35,885,000 of portions of the 1999, 2001, 2003 and 2004 UCONN 2000 GO-DSC Bonds. Debt service savings amounted to \$1,791,739.17 on a gross cash debt service savings basis or \$1,470,720.91 on a net present value basis (4.1% savings over refunded bonds debt service) spread across Fiscal Years 2011 to 2021.

On December 8, 2011, the University achieved \$1.9 million in debt service savings through the issuance of \$31,905,000 of UCONN 2000 GO-DSC Refunding 2011 Series A Bonds. Proceeds pre-refunded \$33,735,000 of portions of the 2003 and 2004 UCONN 2000 GO-DSC Bonds. Debt service savings amounted to \$1,918,938.89 on a gross cash debt service savings basis or \$1,680,287.49 on a net present value basis (5.0% savings over refunded bonds debt service) spread across Fiscal Years 2011 to 2021.

On July 31, 2013, the University achieved \$4.8 million in debt service savings through the issuance of \$51,250,000 of UCONN 2000 GO-DSC Refunding 2013 Series A Bonds. Proceeds pre-refunded \$54,375,000 of portions of the 2004 and 2005 UCONN 2000 GO-DSC Bonds. Debt service savings amounted to \$4,768,953.75 on a gross cash debt service savings basis or \$3,982,216.07 on a net present value basis (7.3% savings over refunded bonds debt service) spread across Fiscal Years 2014 to 2024.

On April 22, 2014, the University achieved \$8.5 million in debt service savings through the issuance of \$92,940,000 of UCONN 2000 GO-DSC Refunding 2014 Series A Bonds. Proceeds refunded \$97,930,000 of portions of the 2004 and 2005 UCONN 2000 GO-DSC Bonds. Debt service savings amounted to \$8,491,280.28 on a gross cash debt service savings basis or \$7,697,944.62 on a net present value basis (7.9% savings over refunded bonds debt service) spread across Fiscal Years 2015 to 2025.

On April 16, 2015, the University achieved \$4.9 million in debt service savings through the issuance of \$34,625,000 of UCONN 2000 GO-DSC Refunding 2015 Series A Bonds. Proceeds refunded \$38,550,000 of certain maturities of the 2006 UCONN 2000 GO-DSC Bonds. Debt service savings amounted to \$4,944,870.51 on a gross cash debt service savings basis or \$4,281,359.73 on a net present value basis (11.1% savings over refunded bonds debt service) spread across Fiscal Years 2016 to 2026.

On April 21, 2016, the University achieved \$8.5 million in debt service savings through the issuance of \$80,425,000 of UCONN 2000 GO-DSC Refunding 2016 Series A Bonds. Proceeds refunded \$46,535,000 of certain maturities of the 2006 UCONN 2000 GO-DSC Refunding Bonds and pre-refunded \$42,000,000 of certain maturities of the 2007 UCONN 2000 GO-DSC Bonds. Debt service savings amounted to \$8,489,980.00 on a gross cash debt service savings basis or \$7,751,484.82 on a net present value basis (8.8% savings over refunded bonds debt service) spread across Fiscal Years 2017 to 2027.

On January 19, 2017, the University achieved \$3.8 million in debt service savings through the issuance of \$33,950,000 of UCONN 2000 GO-DSC Refunding 2017 Series A Bonds. Proceeds refunded \$36,095,000 of the 2007 UCONN 2000 GO-DSC Refunding Bonds 2018 to 2022 maturities. Debt service savings amounted to \$3,763,591.11 on a gross cash debt service savings basis or \$3,295,890.33 on a net present value basis (9.1% savings over refunded bonds debt service) spread across Fiscal Years 2018 to 2022.

On May 8, 2019, the University achieved \$9.6 million in debt service savings through the issuance of \$64,680,000 of UCONN 2000 GO-DSC Refunding 2019 Series A Bonds. Proceeds refunded \$72,060,000 of the 2009 UCONN 2000 GO-DSC Refunding Bonds 2020 to 2029 maturities. Debt service savings amounted to \$9,567,690.89 on a gross cash debt service savings basis or \$8,110,020.66 on a net present value basis (10.9% over refunded bonds debt service) spread across Fiscal Years 2020 to 2029.

On December 17, 2020, the University achieved \$29.0 million in debt service savings through the issuance of \$119,085,000 (plus original issue premium) of UCONN 2000 GO-DSC Refunding 2020 Series A Bonds. Proceeds refunded \$138,340,000.00 of principal of outstanding bonds as follows: on December 17, 2020 to call and refund \$43,695,000.00 of certain maturities of the GO-DSC 2010 bonds principal outstanding plus \$724,583.42 of accrued interest for a total of \$44,419,583.42; and on February 15, 2021 to call and refund \$89,850,000.00 of the GO-DSC 2011 new money bonds principal outstanding plus \$2,208,875.00 accrued interest for a total of \$92,058,875.00; and to call and refund \$4,795,000.00 of the GO-DSC 2011 Refunding bonds Principal outstanding, plus \$119,875.00 of accrued interest for a total of \$4,914,875.00.

Additional premium proceeds funded the costs of issuance. Apart from the 2/15/2021 maturity of the 2011 New Money and Refunding bonds all the outstanding principal was refunded. Debt service savings amounted to \$29,010,290.14 on a gross cash debt service savings basis or \$27,416,150.18 on a net present value basis (19.81% over refunded bonds debt service) spread across Fiscal Years 2021 to 2031.

Special Obligation Student Fee Revenue Bonds

UCONN 2000 also authorizes the University to issue Special Obligation Revenue bonds. Unlike the UCONN 2000 GO-DSC Bonds that are paid from the State's General Fund, debt on the Special Obligation Bonds is paid from certain pledged revenues of the University as defined in the particular bond series indenture.

A Special Capital Reserve Fund may be established for UCONN 2000 Special Obligation bond issues only if the Board of Trustees determines that the Special Obligation bond issue is self-sufficient as defined in the Act. The self-sufficiency finding by the University must be submitted to and confirmed as not unreasonable or arbitrary by the State Treasurer prior to issuance of the bonds. Once approved, the Special Capital Reserve Fund is funded at issuance by the University to meet the minimum capital reserve requirement.

Special Obligation Student Fee Revenue Bond Issues Completed

The UCONN 2000 Special Obligation Student Fee Revenue Bonds ("SO-SFR Bonds") authorized, approved and issued to date are listed below.

SO-SFR Bonds have been issued pursuant to the Special Obligation Indenture of Trust, dated as of January 1, 1997, between the University as Issuer and U.S. Bank N.A. as successor to State Street Bank & Trust as Trustee ("the Special Obligation Master Indenture"). The Board of Trustees approved the Special Obligation Master Indenture on November 8, 1996. The Board of Trustees and the Governor approve the subsequent Supplemental Indentures for each Special Obligation bond issue.

There have been seven bond issues, including three refundings, pursuant to the Special Obligation Master Indenture that, as mentioned above, are not secured by the State's DSC. The University and the Office of the State Treasurer, working in conjunction, manage the Special Obligation bond sale process. UCONN 2000 SO-SFR Bonds issued to date are summarized below:

UCONN 2000 SO-SFR Bonds

<u>Date of Issue</u>	<u>Par Amount</u>	<u>TIC</u> ⁽¹⁾	<u>Bond Issue</u>
February 4, 1998	\$ 33,560,000	5.08%	1998 Series A ⁽²⁾
June 1, 2000	\$ 89,570,000	6.02%	2000 Series A ⁽²⁾
February 14, 2002	\$ 75,430,000	4.94%	2002 Series A ⁽²⁾
March 29, 2018	\$141,725,000	4.06%	2018 Series A
February 27, 2002	\$ 96,130,000	4.89%	Refunding 2002 Series A ⁽²⁾
June 16, 2010	\$ 47,545,000	3.14%	Refunding 2010 Series A ⁽²⁾
December 13, 2012	\$ 87,980,000	2.47%	Refunding 2012 Series A

⁽¹⁾ TIC is the true interest cost reflecting the interest rate for the time value of money across an entire bond issue. The UCONN 2000 SO-SFR Bonds are generally issued for an approximate 30-year final maturity, compared to a 20-year final maturity for the GO-DSC Bonds; hence the TIC may appear relatively higher for SO-SFR Bonds.

⁽²⁾ Bonds are no longer outstanding.

On February 4, 1998, the University issued \$33,560,000 of UCONN 2000 Student Fee Revenue 1998 Series A Bonds with a final maturity of November 15, 2027. The Special Obligation First Supplemental Indenture was also dated January 1, 1997 and authorized the issuance of bonds up to a principal amount not to exceed \$30,000,000 for construction of the South Campus Residence and Dining Hall, plus amounts necessary to fund a Special Capital Reserve Fund (“SCRFF”) and provide for costs of issuance. The University managed the issuance and sale of these bonds and realized a favorable true interest cost over the term. Debt service for these bonds is paid from pledged revenues as further defined in the Indenture of Trust. Such pledged revenues also help support future operation and maintenance costs for facilities built or renovated through UCONN 2000.

On June 1, 2000, the University issued \$89,570,000 of the UCONN 2000 Student Fee Revenue 2000 Series A Bonds pursuant to the Special Obligation Master Indenture and the SO-SFR Bonds Second Supplemental Indenture dated as of May 1, 2000. Bond proceeds funded \$87,000,000 of construction for the Hilltop Dormitory, Hilltop Student Rental Apartments, and Parking Garage South. They also provided for capitalized interest and costs of issuance. The \$89,570,000 Student Fee Revenue 2000 Series A Bonds were defeased in substance on February 27, 2002, as further described below, and are no longer reflected as outstanding debt on the University’s financial statements.

On February 14, 2002, the University issued \$75,430,000 of the UCONN 2000 Student Fee Revenue 2002 Series A Bonds pursuant to the Special Obligation Master Indenture and the SO-SFR Bonds Fourth Supplemental Indenture dated as of November 16, 2001. Bond proceeds funded \$72,180,000 of construction for the Alumni Quadrant Renovations, Shippee/Buckley Renovations, East Campus North Renovations, Towers Renovations (including Greek Housing), and North Campus Renovations (including North Campus Student Suites and Apartments).

On March 29, 2018, the University issued \$141,725,000 of the UCONN 2000 Student Fee Revenue 2018 Series A Bonds pursuant to the Special Obligation Master Indenture and the SO-SFR Bonds Fifth Supplemental Indenture dated as of November 21, 2017. Bond proceeds funded \$152,000,000 of construction for the UCONN 2000 Project Intramural, Recreational and Intercollegiate Facilities including a new Student Recreation Center, associated infrastructure, and Stadia. They also funded capitalized interest and costs of issuance.

Special Obligation Student Fee Revenue Bonds - Projects

To date, ten projects have been authorized to receive \$374,180,000 of the UCONN 2000 SO-SFR Bond proceeds of which \$341,180,000 were issued (some of these projects were also supported by GO-DSC or other funding) as follows:

<u>Phase I & II</u>	<u>Authorized & Issued</u>
Alumni Quadrant Renovations	7,000,000.00
East Campus North Renovations	1,000,000.00
Hilltop Dormitory New	21,000,000.00
Hilltop Student Rental Apartments	42,000,000.00

North Campus Renovation (including North Campus Student Suites and Apartments)	45,000,000.00
Parking Garage-South	24,000,000.00
Shippee/Buckley Renovations	5,000,000.00
South Campus Complex	30,000,000.00
Towers Renovations (including Greek Housing)	14,180,000.00
TOTAL SO-SFR BONDS: PHASE I AND II PROJECTS	\$189,180,000.00

Phase III

Authorized SFR 2018*

Intramural, Recreational and Intercollegiate Facilities Authorized	185,000,000.00
Intramural, Recreational and Intercollegiate Facilities Not Issued	(33,000,000.00)
TOTAL SO-SFR PHASE III BONDS AUTHORIZED & ISSUED	\$152,000,000.00

*Although the SO-SFR Fifth Supplemental Indenture authorized \$185 million only \$152 million was issued by the SO-SFR 2018A bonds. The remaining \$33 million is not yet issued as of 12/31/2021 and not available to be spent.

Phase I, II & III

Authorized & Issued

TOTAL SO-SFR BONDS AUTHORIZED	\$374,180,000.00
TOTAL SO-SFR BONDS NOT ISSUED	(\$33,000,000.00)
TOTAL SO-SFR BONDS AUTHORIZED & ISSUED	\$341,180,000.00

Special Obligation Student Fee Revenue Bonds – Calls and Refundings

Pursuant to Section 10a-109 of the Connecticut General Statutes, the University may issue refunding securities. The University achieved a total of \$47.6 million in gross debt service savings for Connecticut taxpayers by issuing four series of SO- SFR Refunding Bonds as follows.

On February 27, 2002, the University achieved debt service savings of \$3,553,672 on a gross cash debt service savings basis or \$2,383,106 on a net present value basis (3.036% savings over refunded bonds debt service) through its issuance of \$96,130,000 of the UCONN 2000 Student Fee Revenue Refunding 2002 Series A Bonds. The bonds were issued pursuant to the Special Obligation Master Indenture and the SO-SFR Bonds Third Supplemental Indenture, dated as of February 1, 2002. Proceeds were used to take advantage of favorable market conditions to advance refund and defease in substance all the \$89,570,000 of Student Fee Revenue 2000 Series A Bonds outstanding. Proceeds were deposited with the Trustee bank in an irrevocable escrow fund sufficient to satisfy future debt service and call premiums on the prior issue.

On June 16, 2010, the University achieved debt service savings of \$9,479,927 on a gross cash debt service savings basis or \$7,211,753 on a net present value basis (9.915% savings over refunded bonds debt service) (including the free up of \$2,126,425 of SCRF amounts), through its issuance of \$47,545,000 of the UCONN 2000 Student Fee Revenue Refunding 2010 Series A Bonds. The bonds were issued pursuant to the Special Obligation Master Indenture and the SO-SFR Bonds Third Supplemental Indenture, dated as of February 1, 2002. Proceeds were used to take advantage of favorable market conditions to refund, advance refund and defease in substance \$51,305,000 of prior bonds (including \$25,140,000 of the Student Fee Revenue 1998 Series A Bonds and

\$26,165,000 of the Student Fee Revenue 2002 Series A Bonds outstanding). The par amount of \$47,545,000 plus \$4,267,926 of the original issue premium and \$2,126,425 from the 1998 Special Capital Reserve Fund release were deposited with the Trustee bank in a \$53,939,351.28 irrevocable escrow fund to satisfy future debt service and call premiums on the prior issues.

On December 13, 2012 the University achieved debt service savings of \$31,861,282.50 on a gross cash debt service savings basis or \$26,701,078.58 on a net present value basis (25.2% savings over refunded bonds debt service) spanning Fiscal Years 2013 thru 2030 by issuing \$87,980,000 of the UCONN 2000 Student Fee Revenue Refunding 2012 Series A Bonds. We achieved a stunning Total Net Present Value Savings of \$26,701,078.58 or 25.2% of the refunded principal. Working in conjunction with the Office of the State Treasurer, the University negotiated a remarkable all in True Interest Cost of 2.48 % which is the lowest interest rate for a single bond issue in the history of the program. We refunded \$106,030,000 of prior bonds including \$32,430,000 of the SO-SFR 2002 A new money bonds (all the outstanding), and \$73,600,000 of the SO-SFR Refunding 2002 A bonds (all the outstanding). The par amount of \$87,980,000 plus \$19,690,291.67 of the original issue premium were deposited with the Trustee bank in a \$107,670,291.67 irrevocable escrow fund to satisfy future debt service and call premiums on the prior issues. The bonds were issued pursuant to the Special Obligation Master Indenture and the Special Obligation Student Fee Revenue Bonds Third Supplemental Indenture, dated as of February 1, 2002.

On November 15, 2019 the University achieved debt service savings of \$2,683,550 by calling and retiring at face value the outstanding principal of \$16,745,000 of Special Obligation Student Fee Revenue 2010 Refunding bonds on their call date of November 15, 2019, from available pledged revenues. Interest payments on the outstanding debt have an average coupon of 4.6% per year. Calling and retiring the \$16,745,000 principal eliminates the \$2,683,550 of scheduled interest payments, providing a 16% return on this transaction. The University pledged had been invested in the State Short Term Investment Fund which yields vary daily, but which averaged only 0.72% over the eight years prior to the call. The benefit of calling and retiring the \$16,745,000 bond principal eight years early minus the cost of earning an average of 0.72% per year results in a return of 9.66% in net present value savings of \$1,617,919 (9.66% of refunded par) in favor of retiring the bonds. Accordingly, the Board of Trustees approved the transaction on October 23, 2019, and University pledged revenues were wired to the Trustee bank's dedicated redemption account, pursuant to the indentures, sufficient to call and retire the outstanding \$16,745,000 SO-SFR REF 2010 principal at par on the day of the call. The original SO-SFR REF 2010-A Bonds refunded all the outstanding SO-SFR 1998-A Bonds and part of the 2002-A Bonds as further described above.

UCONN 2000 Heating Plant Upgrade Tax-Exempt Governmental Lease Purchase Agreement for the Cogeneration Facility

Pursuant to Section 10a-109 of the Connecticut General Statutes, the University may issue other UCONN 2000 securities pursuant to other financing documents. The Board of Trustees authorized \$81,900,000 of UCONN 2000 debt in the form of a Heating Plant Upgrade Tax-Exempt Governmental Lease Purchase Agreement ("Heating Plant Upgrade GLPA") secured by the University's general obligation for the Cogeneration facility portion of the UCONN 2000 Heating Plant Upgrade project on the Storrs Campus.

This \$81,900,000 of UCONN 2000 debt was not issued under the UCONN 2000 General Obligation or Special Obligation Indentures of Trust but was entered into under certain separately negotiated documents and agreements in two parts. On December 18, 2003, the University entered a privately placed \$75,000,000 Heating Plant Upgrade GLPA with a reported nominal interest rate of 4.42% compounded monthly to finance the design and construction of a combined heat and power plant. On August 15, 2005, the University amended the agreement for an additional Heating Plant Upgrade GLPA of \$6,900,000 at a 5.09% interest rate compounded monthly (resulting in a combined interest rate of approximately 4.5%).

The Heating Plant Upgrade is a UCONN 2000 Act listed project and the funding, in addition to the \$81.9 million, has also included GO-DSC proceeds. The cogeneration facility is a linchpin of the University's commitment to energy efficiency and generates much of the needs for electrical power, heating and cooling on the Storrs campus. Cost avoidance achieved through the construction and operation of the facility is expected to provide funds to pay the debt service.

The Heating Plant Upgrade GLPA is not rated by the credit rating agencies however, as UCONN 2000 debt it is considered in their credit rating analysis of the UCONN 2000 General Obligation and Special Obligation programs.

UCONN 2000 Heating Plant Upgrade GLPA– Refundings

Pursuant to the financing documents the University twice renegotiated the interest rate on the original financings of the Heating Plant Upgrade GLPAs and achieved a total of \$7.4 million in gross debt service savings (\$5.0 million net present value) for Connecticut taxpayers through two separate transactions.

During July 2013, the University achieved gross debt service savings of \$5.2 million by negotiating a lower interest rate amendment to the UCONN 2000 Heating Plant Upgrade-Cogeneration Facility Tax-Exempt Governmental Lease Purchase Agreement. The interest rate was lowered, effective in the August 29, 2013 monthly payment, from 4.42% on the original \$75 million loan, and 5.09% on the original \$6.9 million loan, to 3.22% on both. The combined remaining balance of the loans was approximately \$59 million. The amendment achieved combined gross nominal debt service savings of \$5,168,392.06 million or \$3,238,326.69 (4.2%) on a net present value basis over the remaining 12 years and 5 months of the original financing.

During November 2016 the University achieved gross debt service savings of \$2.2 million by negotiating another lower interest rate amendment to the UCONN 2000 Heating Plant Upgrade-Cogeneration Facility Tax-Exempt Governmental Lease Purchase Agreement. The interest rate was lowered a full 100 basis points to 2.22% from 3.22% on the outstanding \$45.1 million balance for a debt service nominal savings of \$2,246,699.46 or present value savings of \$1,758,933.37 (3.9% as a percentage of par) over the remaining term. Monthly debt service payments which UConn pays for out of its own resources were reduced by \$20,802.76 or about \$249,633.06 a year. The new rate was effective from January 2017 to the original term of the loan ending on 12/29/2025 (approximately nine years).

UCONN 2000 Residential Life Facilities – Nathan Hale Inn Promissory Taxable Note

On December 1, 2016, the UCONN 2000 Residential Life Facilities – Nathan Hale Inn Promissory Taxable Note was fully paid off and retired.

Background: On April 29, 2015, the Board of Trustees authorized \$5,500,000 of UCONN 2000 debt in the form of a taxable Promissory Note secured by the University’s general obligation for that portion of the UCONN 2000 Residential Life Facilities project used to purchase the Nathan Hale Inn on the Storrs Campus. The Governor approved the financing on May 19, 2015.

On July 1, 2015, the University entered with Webster Bank a privately placed \$5,376,712.73 principal amount at a 6.84% interest rate known as “UCONN 2000 Residential Life Facilities (Nathan Hale Inn) Promissory Note (Taxable)” which was secured by the general obligation of the University with an approximate 18-month maturity (August 1, 2015 to December 1, 2016). The note’s debt service payments are \$44,989.20 monthly with a balloon payment due on December 1, 2016. The UCONN 2000 Residential Life Facilities (Nathan Hale Inn) Promissory Note (Taxable) was issued pursuant to certain separately negotiated (by the University with Webster Bank) documents and agreements. UCONN 2000 bond counsel reviewed the process. The note was not issued pursuant to the UCONN 2000 General Obligation or Special Obligation Indentures of Trust.

UCONN 2000 DEBT SERVICE

Pursuant to Section 10a-109x of the Connecticut General Statutes, the Semiannual Report to the General Assembly is to list the payment of debt service requirements and the payment of principal and interest on the UCONN 2000 securities.

DEBT SERVICE: General Obligation Debt Service Commitment Bonds

The State General Fund pays the debt service and any arbitrage rebate due on the University’s GO-DSC Bonds.

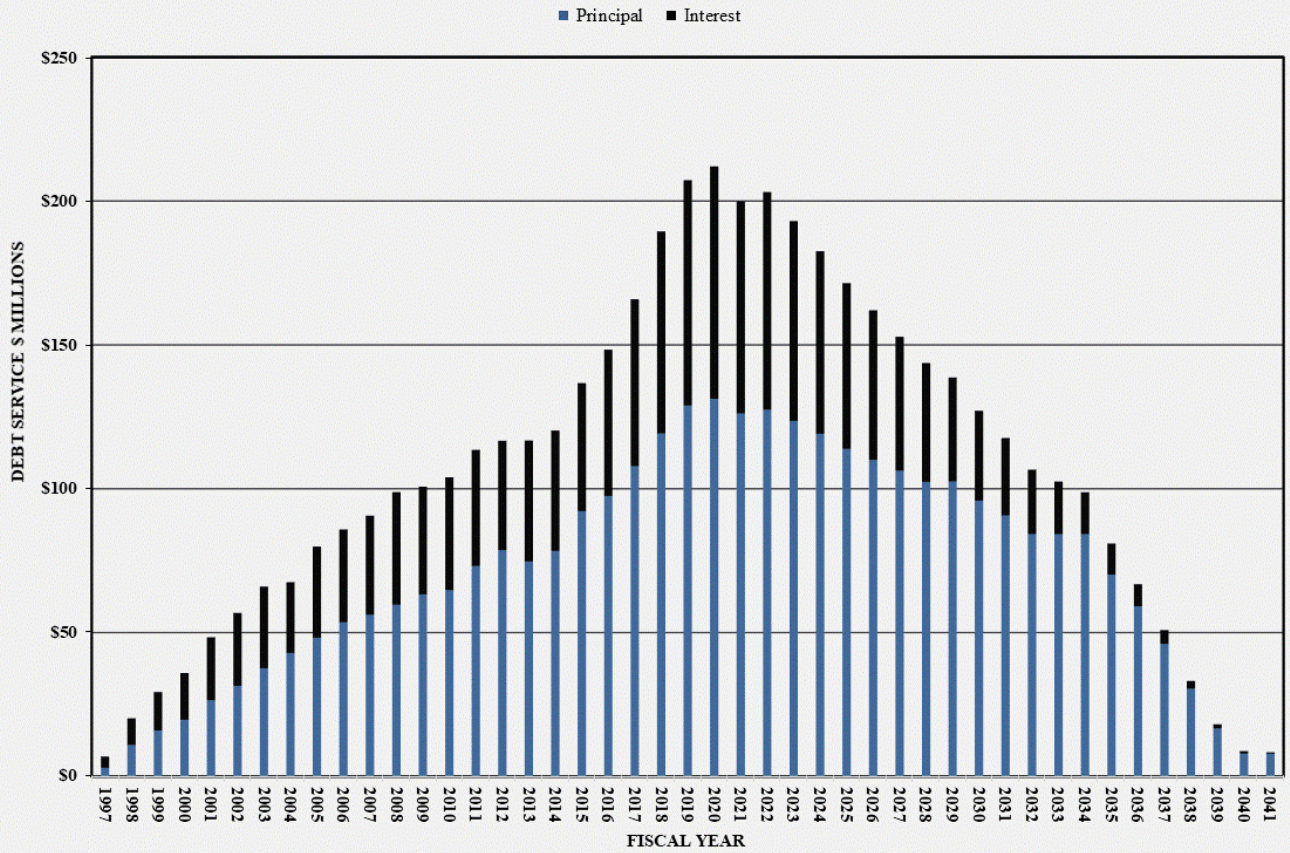
As of December 31, 2021:

- Since the program’s inception in 1996, total GO-DSC debt service (which is paid by the state) amounted to \$4,785.2 million, representing \$3,226.4 million of principal and \$1,558.8 million of interest (including the Refunding Bonds but net of refunded debt).
- Of this amount, debt service of \$2,680.0 million, representing \$1,666.7 million of principal and \$1,013.3 million of interest (including capital appreciation bonds) has been paid.
- Future debt service requirements amount to \$2,105.3 million, representing \$1,559.7 million of principal and \$545.6 million of interest (including capital appreciation bonds).

For the Fiscal Year ending June 30, 2021, the GO-DSC bonds debt service paid was \$199.9 million, representing \$126.2 million of principal and \$73.7 million of interest.

As of December 31, 2021, the following graph shows UCONN 2000 GO-DSC debt service by Fiscal Year including refunding issues, but net of refunded.

UCONN 2000 GENERAL OBLIGATION BONDS DEBT SERVICE



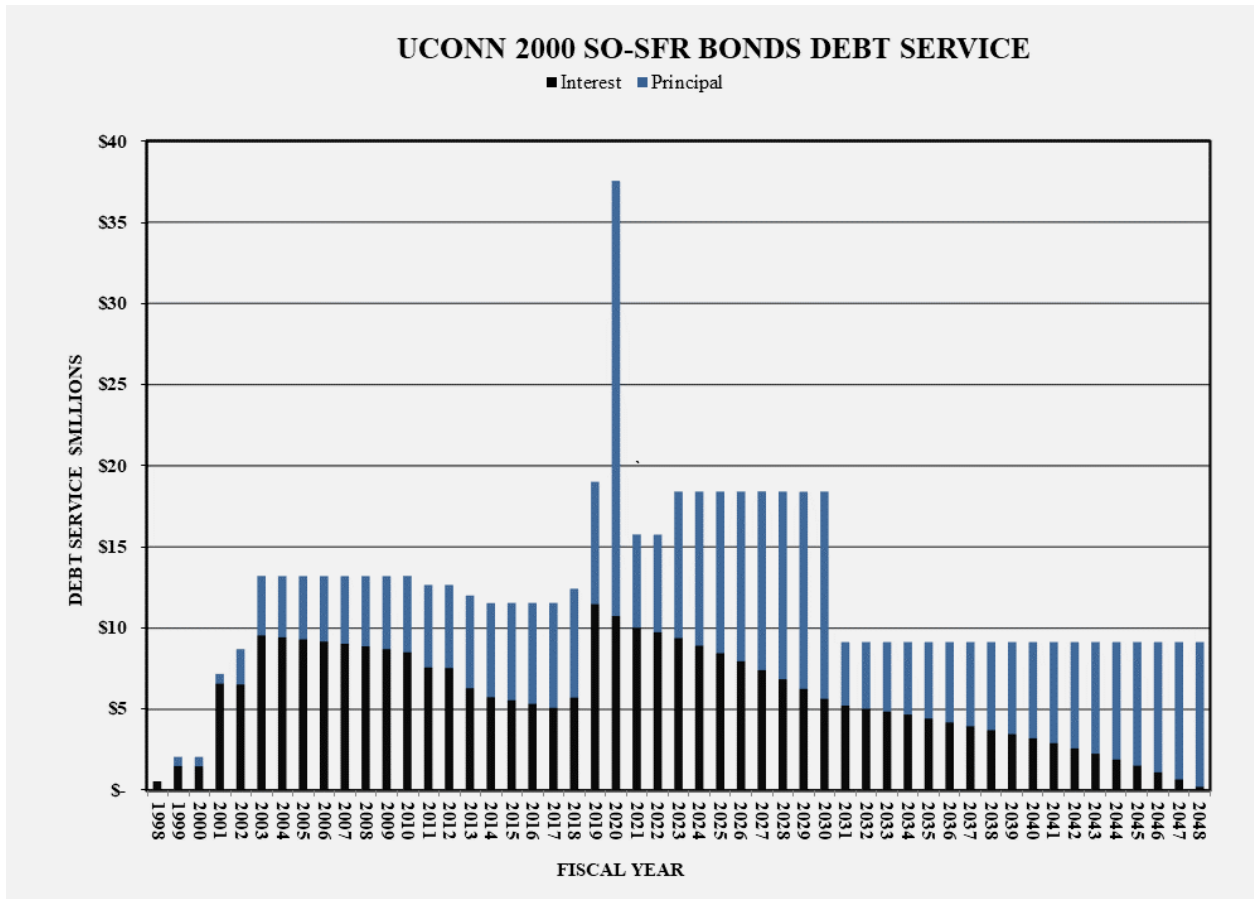
DEBT SERVICE: Special Obligation Student Fee Revenue Bonds

The University is responsible for paying the debt service and any arbitrage rebate due on its Special Obligation debt. All other things equal, the Special Obligation bonds incur proportionally more interest expense because they are generally issued for terms of up to approximately thirty years compared to twenty years for the GO-DSC Bonds. The longer term of the bonds (up to 30 years) generally reflects the long-term debt cost of the assets financed by the bonds being spread more evenly over the annual benefits received by the student populations utilizing the assets.

As of December 31, 2021 (comprising the outstanding SO-SFR 2018 New Money and the Refunding 2012 Series A Bonds, all previous SO-SFR bonds have been retired).

- Total UCONN 2000 SO-SFR debt service (which is paid by the University) amounted to \$622.3 million, representing \$325.0 million of principal and \$297.3 million of interest.
- Of this amount, the University had paid debt service of \$305.6 million representing \$130.1 million of principal and \$175.4 million of interest.
- Debt service remaining totals \$316.7 million comprising \$194.9 million of principal and \$121.8 million of interest (including capital appreciation bonds).

As of December 31, 2021, the graph below shows the SO-SFR debt service paid using UConn’s own funds.



- (1) Fiscal Year 2020 debt service includes a voluntary early call and defeasement of the SO-SFR 2010 bonds of \$16,745,000 in outstanding principal to provide future debt service savings.

DEBT SERVICE: UCONN 2000 Heating Plant Upgrade GLPA

The University is responsible for paying the debt service for the Heating Plant Upgrade GLPA. Originally, there were two financing tranches providing a total of \$81,900,000 of funding for the UCONN 2000 Heating Plant Upgrade the Storrs Campus cogeneration facility for the project on the Storrs Campus. Heating Plant Upgrade GLPA debt service payments commenced on January 29, 2006.

Originally, debt service was to be paid in 240 monthly installments of approximately \$517,135 (which over the life of the financing would have totaled \$124,112,424 comprising \$42,212,424 of interest and \$81,900,000 of principal).

During July 2013, the University negotiated and amended the agreement to the lower rate of 3.22% providing for the (at that time) remaining 149 monthly installments to be lowered to approximately \$482,448, which over the life of the financing, totals to debt service of \$118,944,031 comprising \$37,044,031 of interest and \$81,900,000 of principal.

During November 2016, the University renegotiated and amended the agreement to a lower interest rate of 2.22% providing for the remaining 79 monthly installments to be lowered to approximately \$461,645.13 effective January 29, 2017. Following this amendment over the life of the financing total debt service now totals \$116,697,331.91 comprising \$34,797,331.91 of interest and \$81,900,000.00 of principal.

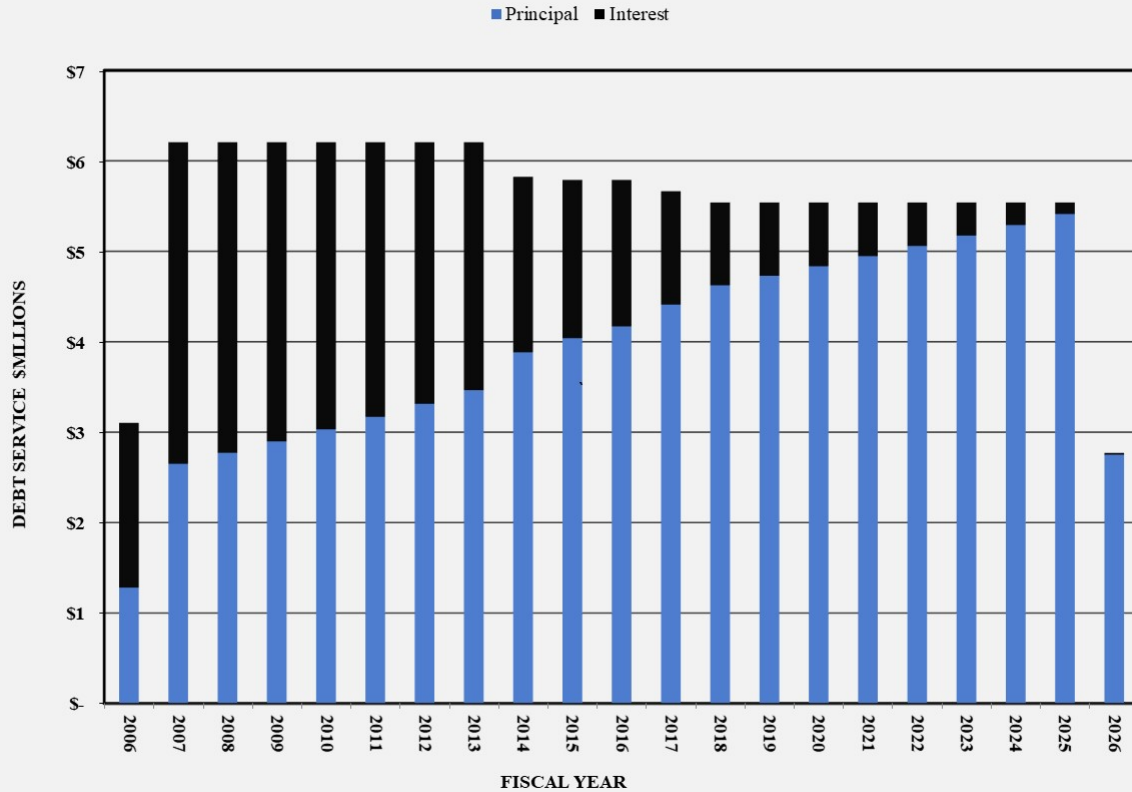
As of December 31, 2021:

- Total UCONN 2000 Heating Plant Upgrade GLPA debt service (which is paid for by the University) amounted to \$116.7 million representing \$81.9 million of principal and \$34.8 million of interest, (post both refinancings to lower rates).
- The University had paid down the Heating Plant Upgrade GLPA debt service by \$94.5 million representing \$60.7 million of principal and \$33.8 million of interest.
- Remaining debt service amounts to \$22.2 million representing \$21.2 million of principal and \$1.0 million of interest.

For the Fiscal Year ending June 30, 2021, the University paid from its own resources Heating Plant Upgrade GLPA debt service of \$5.5 million (representing \$4.9 million of principal and \$0.6 million of interest).

As of December 31, 2021, the below graph shows the UCONN 2000 Heating Plant Upgrade GLPA (for the cogeneration plant) debt service by Fiscal Year.

UCONN 2000 HEATING PLANT UPGRADE GLPA DEBT SERVICE



DEBT SERVICE: UCONN 2000 Residential Life Facilities (Nathan Hale Inn) Promissory Note (Taxable)

The UCONN 2000 Residential Life Facilities (Nathan Hale Inn) Promissory Note (Taxable) was retired on December 1, 2016. Over the eighteen-month term, the University paid total debt service of \$5.9 million representing \$5.4 million of principal and \$0.5 million of interest.

Investment of Debt Proceeds - Management, Investment and Earnings

The proceeds of the sale by the University of any bonds are part of the Trust Estate established under the General Obligation Master Indenture of Trust with the Trustee Bank as security for bondholders. Consequently, the University holds all of the bond proceeds at the Trustee Bank, with this exception: the Costs of Issuance account funded by the University’s GO-DSC Bonds may be held and invested by the State Treasurer’s Office in a segregated account from which the Treasurer pays debt service to the Trustee Bank. The Special Obligation Master Indenture Trust Estate provisions includes all of the Trustee Bank Special Obligation bond proceeds received at issuance including the Costs of Issuance account, plus the periodically funded debt service fund, and the Renewal and Replacement Fund which was not funded with tax-exempt bond proceeds. The University directs the Trustee to invest and disburse these accounts.

Prior to June 1998, all UCONN 2000 GO-DSC Bond proceeds were deposited with the Office of the State Treasurer and treated like state bond proceeds, including payments made to vendors through the Office of the State Comptroller. Subsequently, the Office of the Attorney General opined that the University, and not the State, issues UCONN 2000 bonds. Accordingly, upon

advice of bond counsel and in conformity with the Master Indenture of Trust, GO-DSC Bond construction fund proceeds were deposited to the Trustee Bank and disbursed as directed by the University pursuant to the Indenture. The UCONN 2000 GO-DSC Bond proceeds for costs of issuance are still treated like State bond proceeds and deposited with the Office of the State Treasurer and disbursed through the Office of the State Comptroller.

The Indentures of Trust provide that the University is authorized and directed to order each disbursement from the Construction Account held by the Trustee upon a certification filed with the Trustee bank and, in the case of the DSC bonds, the State Treasurer. The Indentures provide that such certification shall be signed by an Authorized Officer of the University and include certain disbursement information. Once the Authorized Officer certification filings are made, the University can directly disburse payments.

The investment of tax-exempt debt proceeds is heavily regulated by the Internal Revenue Service, the relevant Indentures of Trust with bondholders, Connecticut law, and other regulatory restrictions. In addition to meeting those requirements, the University's general investment policy is to balance an appropriate risk-return level, heavily weighted towards safety of assets, with estimated cash flow needs and liquidity requirements. The University is also mindful that the rating agencies, bond buyers, and bond insurers often weigh the quality of an issuer's investment portfolio.

Bond proceeds form part of the Trust Estate established with the Trustee Bank as security for bondholders. To date, the University has directed the Trustee Bank to invest any DSC construction fund proceeds in the State Treasurer's Short Term Investment Fund ("STIF") which is "AAAm" rated by Standard and Poor's and offers daily liquidity and historically attractive risk-adjusted yields. The State Treasurer's Office wishes to hold and invest the University's GO-DSC funded Costs of Issuance account, a much smaller account.

The GO-DSC Refunding, 2004, 2006, 2007, 2010, 2011, 2013, 2014, 2015, 2016, 2017, 2019 and 2020 Series A Bond proceeds, other than the costs of issuance, were deposited with the Trustee Bank to immediately redeem bonds or invest in irrevocable escrow funds, which are invested in U.S. Treasury Securities and/or U.S. Treasury State and Local Government Securities ("SLGS") and cash pursuant to the indenture and respective Escrow Agreements.

It has been the University's practice to invest all of the Special Obligation new money bond proceeds, including the debt service funds, in dedicated STIF accounts, with the exception of the 1998 Special Obligation Special Capital Reserve Fund which at times had also been invested in longer term highly rated federal agencies' fixed income Investment Obligations as defined in the Special Obligation Indenture of Trust.

The SO-SFR Refunding 2002, 2010 and 2012 Series A Bond proceeds, other than the costs of issuance and debt service accounts that were invested in STIF, were deposited with the Trustee Bank in their respective irrevocable Escrow Accounts, which were invested in SLGS, and cash pursuant to the Escrow Agreement.

The University's GO-DSC Bond proceeds investment earnings are retained and accounted for by the State Treasurer's Office and do not flow to the University or to the Trustee Bank. The University's Special Obligation bond investment earnings are part of the pledged revenues and are directly retained by the Trustee Bank to pay debt service on the bonds and may also be used to flow to other Trustee bond accounts, if necessary, pursuant to the Indenture of Trust.

Fiscal Year end June 30, 2021, UCONN 2000 SO-SFR Bond funds (not including the refunding escrows and the Renewal & Replacement Fund) investment earnings amounted to \$3,762.66 (cash basis). Additionally, for Fiscal Year end June 30, 2021, the non-bond proceeds Renewal & Replacement Fund held at the Trustee Bank (US Bank, NA) earned \$11,992.93 of investment earnings and were retained in that Trustee Bank account.

Investment earnings on the SO-SFR Bonds Refunding Escrow Accounts flow to their respective irrevocable escrows and are used by the Trustee Bank to meet debt service payments and redeem the defeased bonds. Similarly, investment earnings on the GO-DSC Refunding Escrow Accounts flow to each respective irrevocable escrow and are used by the Trustee Bank to meet debt service payments and redeem the defeased bonds.

On December 29, 2005, the University received \$15,847,241.65 representing the last advance of the \$81,900,000 of funds to the University under the Heating Plant Upgrade GLPA. These funds, and the related investment income, are for uses related to the Cogeneration financing and were deposited in a dedicated STIF account. During December 2006, part of the remaining proceeds, representing the initial December 18, 2003 financing, was yield restricted by investing it in a dedicated Tax-Exempt Proceeds Fund. All the Heating Plant Upgrade GLPA proceeds have been spent.

Future UCONN 2000 Debt Issuance

The University has issued the entire \$962 million of UCONN 2000 Phase I & II authorizations for the GO-DSC bonds.

As of December 31, 2021, UCONN 2000 Phase III, as amended, provides for an additional \$3,345,900,000 of funding with GO-DSC bonds. Of this amount, as of December 31, 2021, \$3,057,100,000 of Phase III has been authorized by the Board of Trustees and the Office of the Governor, of which \$475,100,000 is unissued.

During Spring 2022, the University plans to issue new money UCONN 2000 GO-DSC Bonds. On June 30, 2021 UConn's Board of Trustees approved a Fiscal Year 2022 capital budget of \$271.5 million that includes \$215.5 million of UCONN 2000 State bond funds. Additionally, should conditions warrant, the University may refund certain GO-DSC bonds in future Fiscal Years to provide debt service savings to the program.

During Fiscal Year 2018 the Board of Trustees and the Office of the Governor approved the Special Obligation Student Fee Revenue Bonds Fifth Supplemental Indenture which authorized \$185,000,000 for the UCONN 2000 Project "Intramural, Recreational and Intercollegiate Facilities" ("IRIF"). Of this authorization \$152,000,000 was used in the SO-SFR 2018 new money bond issue (most of which funded the new Student Recreation Facility on the Storrs Campus and the remainder to stadia and infrastructure), and \$33,000,000 remains unissued as of December 31,

2021. Accordingly, the University could issue bonds with this remaining authorization in the future providing that there is financial self-sufficiency capacity and aggregate pledged revenues sufficient to meet requirements of the Special Obligation Master Indenture. Additionally, should financial market conditions warrant, the University might refund certain outstanding SO-SFR bonds during Fall 2022 to provide debt service savings.

While there are no new Board of Trustee authorizations at this time, the University could enter other types of tax-exempt or taxable financings pursuant to the UCONN 2000 Act. Market conditions and other factors could also lead to the refunding of other non-public debt in the future.

Credit Ratings

The capital markets have recognized the tangible benefits to the state's economy of meeting the infrastructure and educational goals of the program, as well as the University's success in implementing them. A good credit rating not only provides the state and the University with less expensive access to the capital markets but also supports the state's quality reputation among investors.

On May 12, 2017, Fitch announced that its credit rating for the outstanding University GO-DSC Bonds was revised to a rating of "A" from "A+" following a downgrade of State General Obligation bonds.

On May 15, 2017, Moody's Investors Service announced that its credit rating for the outstanding University GO-DSC Bonds was revised to a rating of "A1" from "Aa3" following a downgrade of State General Obligation bonds.

On July 24, 2017, Moody's Investors Service downgraded the University's SO-SFR Bonds to "Aa3" from "Aa2" with a negative outlook.

On April 5, 2019, S&P Global announced that its credit rating for the outstanding University GO-DSC Bonds was revised to a rating of "A+" from "AA-" following a downgrade of State General Obligation bonds.

On April 5, 2019, S&P Global downgraded the University's SO-SFR Bonds to "A+" from "AA-".

On November 12, 2020 Moody's Investors Service downgraded the University's SO-SFR Bonds to "A1" from "Aa3".

On May 14, 2021 FITCH upgraded the University's GO-DSC Bonds to "A+" from "A" following an upgrade of the State's General Obligation Bonds to "AA-" from "A+"

As of December 31, 2021, the University's SO-SFR Bonds were rated "A+" by S&P Global and "A1" by Moody's Investors Service. Fitch Investors Service does not have an underlying rating for the University's SO-SFR Bonds.

As of December 31, 2021, the University's GO-DSC Bonds were rated "A+" by S&P Global, "A1" by Moody's Investors Service, and "A" by Fitch Investors Service.

In addition to the underlying credit ratings, in the past the University at times would secure certain bond maturities at issuance with municipal bond insurance from FGIC, MBIA and FSA which originally provided "AAA" credit ratings. Subsequently many bond insurers experienced credit rating downgrades and other changes. At times, this has resulted in the UCONN 2000 bonds underlying credit ratings exceeding the credit ratings for certain bond insurers. Additionally, at times investors might utilize bond insurance at their own expense in the secondary market. As a result, people are advised to check with the credit rating agencies for the most recent bond ratings including those that might be so insured.

UCONN 2000 Debt Reflected On Audited Financial Statements

UCONN 2000 financings are debt obligations of the University, as the issuer, and are reflected on UConn's financial statements accordingly. For example, the SO-SFR Bonds, the Heating Plant Upgrade GLPA, and the UCONN 2000 Residential Life Facilities (Nathan Hale Inn) Promissory Note (Taxable) (prior to being paid off and retired by December 1, 2016) debt are shown as liabilities on the University's financial statements and the related capital improvements are shown as assets. The University is the issuer and ultimately responsible for the GO-DSC Bonds which also fund certain assets at UConn Health, and consequently are also partially reflected on UConn Health's financial statements as further discussed below.

Phase III of the Act authorizes the University to fund projects for UConn Health with, among other sources, GO-DSC Bonds and the University has done so. Accordingly, the UCONN 2000 GO-DSC Phase III project proceeds and any unspent debt proceeds are reflected on both UConn's and UConn Health's financial statements. As bonds are issued, the amount of the commitment for UConn Health is recorded as an offset to revenue on UConn's financial statements in the University's Other Changes in Net Position section of the Statements of Revenues, Expenses, and Changes in Net Position. A corresponding liability is recorded in due to affiliate in UConn's Statement of Net Position for the unspent portion of the bonds due to UConn Health. Correspondingly, UConn Health records that portion of UCONN 2000 bond issuance proceeds for UConn Health in the capital appropriation line in UConn Health's Statements of Revenues, Expenses, and Changes in Net Position. A corresponding receivable is recorded for the unspent portion of the bonds in the Statement on Net Position. The State's DSC for interest on the UCONN 2000 General Obligation bonds is included in Non-Operating Revenues (Expenses) section of the Statements of Revenues, Expenses, and Changes in Net Position.

UCONN 2000: Private Financial Support

For the first six months of Fiscal Year 2022, the Foundation raised \$64 million in new gifts and commitments, \$21 million designated to endowed accounts and \$43 million to restricted.

- Eversource Energy Service Company \$13.6 to support the Eversource Energy Center
- Mr. Peter J. Werth, Jr. '15 \$7.5 million to support the Peter J. Werth Institute
- Mr. Gregory M. Susla, PHARM '80 \$2 million to support the School of Pharmacy
- Bank of America \$2 million to support the Dodd Center

UCONN 2000 IN CYBERSPACE

Information about UCONN 2000 is available on the World Wide Web at:

<https://evpacfo.uconn.edu/uconn2000reports/>

The website contains all previous legislative updates to the Governor and the General Assembly (Progress Reports), the four-year Progress Report, the original UCONN 2000 proposal and UCONN 2000 project updates.

**University of Connecticut
FY22 Capital Budget Spending Plan
Proposed Projects by Statutory Named Lines & by Program***

UCONN 2000 Bond Funded Projects by Statutory Named Lines		Total	By Program		
			Academic/ Research	Deferred Maintenance	Other
STEM Research Center Science 1	73,000,000	\$ 73,000,000	73,000,000		
Academic and Research Facilities					
Infrastructure - NW Science Quad Electrical Upgrades	24,750,000		24,750,000		
Code Corrections - Stamford	14,000,000			14,000,000	
Academic Renovations - Engineering	1,000,000		1,000,000		
Academic Renovations - Research Labs & Classrooms	16,000,000		16,000,000		
Other Repairs, Replacements & Improvements	26,650,000			26,650,000	
Contingency	4,100,000				4,100,000
Deferred Maintenance/Code Compliance/ADA Compliance/Infrastructure Improvements & Renovation Lump Sum and Utility, Administrative and Support Facilities		86,500,000			
Academic & Research	5,250,000		5,250,000		
Information Technology	5,750,000			5,750,000	
Other	5,000,000			2,500,000	2,500,000
Equipment, Library Collections & Telecommunications		16,000,000			
Residential Life Facilities		15,000,000			15,000,000
Deferred Maintenance/Code Compliance/ADA Compliance/Infrastructure & Improvements Renovation Lump Sum and Utility, Administrative and Support Facilities - Health Center		25,000,000		25,000,000	
Total UCONN 2000 Bond Funded Projects		\$ 215,500,000	\$120,000,000	\$ 73,900,000	\$ 21,600,000
Other Funded Projects (University, Gifts, State GO Bonds)					
Facilities Repairs & Improvements (including Residential Life)	17,000,000			17,000,000	
Programmatic Renovations	5,000,000		5,000,000		
Faculty Innovators	6,460,000		6,460,000		
Hockey Arena	25,000,000				25,000,000
Other/Contingency	2,500,000				2,500,000
Total Other Funded Projects		\$ 55,960,000	\$ 11,460,000	\$ 17,000,000	\$ 27,500,000
Grand Total FY22 Capital Budget		\$ 271,460,000	\$131,460,000	\$ 90,900,000	\$ 49,100,000

*Projects less than \$500,000 are approved by UConn administrative committee. Projects costing \$500,000 or more are submitted for Board action on a project by project basis.

**UCONN 2000 Bonds
State General Obligation Bond Phasing Plan & Actuals by Statutory Named Line**

Project	Authorization as of 12/31/21*				Actuals as of 12.31.21		
	FY96-FY21	FY22	FY23-27	Total Phases I, II, III	Expenditures	Encumbrances	Available**
Academic and Research Facilities	\$328,007,429	\$73,000,000	\$78,172,395	\$479,179,824	\$236,857,724	\$80,830,755	\$83,318,950
Agricultural Biotechnology Facility & Completion	12,400,000			12,400,000	12,400,000		
Alumni Quadrant Renovations	11,183,624			11,183,624	11,183,624		
Arjona and Monteith (new classroom buildings)	128,219,871			128,219,871	128,219,871		
Avery Point Campus Undergraduate & Library Building	10,461,246			10,461,246	10,461,246		
Avery Point Marine Science Research Center - Phase I & II	37,254,246			37,254,246	37,254,246		
Avery Point Renovation	13,203,165			13,203,165	13,203,165		
Beach Hall Renovations	5,146,688			5,146,688	5,146,688		
Benton State Art Museum Addition	3,603,509			3,603,509	3,603,509		
Biobehavioral Complex Replacement	3,495,807			3,495,807	3,495,807		
Bishop Renovation	2,480,141			2,480,141	2,480,141		
Business School Renovation - Phase II	7,958,470			7,958,470	7,958,470		
Central Warehouse New	6,933,752			6,933,752	6,933,752		
Chemistry Building	53,062,000			53,062,000	53,062,000		
Deferred Maintenance-Storrs & Regionals	886,074,425	86,500,000	39,999,999	1,012,574,424	730,159,233	81,485,558	160,929,634
East Campus North Renovations	7,382,605			7,382,605	7,382,605		
Engineering Building	92,579,390			92,579,390	92,579,390		
Equipment, Library Collections & Telecommunications	335,403,656	16,000,000	49,400,000	400,803,656	324,184,419	6,331,205	20,888,032
Family Studies (DRM) Renovation	2,868,306			2,868,306	2,868,306		
Farm Buildings Repairs/Replacement	6,408,304			6,408,304	6,408,304		
Fine Arts Phase II	40,708,924			40,708,924	38,428,497	398,428	1,881,999
Floriculture Greenhouse	6,691,799			6,691,799	6,691,799		
Gant Plaza Deck	7,287,174			7,287,174	7,287,174		
Gant Building Renovations	12,455,770			12,455,770	12,455,770		
Gentry Renovation & Completion	19,292,806			19,292,806	19,292,806		
Grad Dorm Renovations	2,928,228			2,928,228	2,928,228		
Hartford Relocation Acquisition/Renovation	139,027,625			139,027,625	139,027,625		
Heating Plant Upgrade	21,846,724			21,846,724	21,846,724		
Hilltop Dormitory Renovations	8,176,529			8,176,529	8,176,529		
Ice Rink Enclosure	3,280,000			3,280,000	3,280,000		
International House Conversion (Natural History Museum)	886,134			886,134	886,134		
Intramural, Recreational & Intercollegiate Facilities	31,009,921			31,009,921	31,009,921		
Jorgensen Renovation	3,899,129			3,899,129	3,899,129		
Koons Hall Renovation/Addition	1,461,146			1,461,146	1,461,146		
Lakeside Renovation	3,800,000			3,800,000	3,800,000		
Law School Renovations/Improvements	16,660,677			16,660,677	16,660,677		
Litchfield Agricultural Center - Phase I	1,000,000			1,000,000	1,000,000		
Manchester Hall Renovation	772,577			772,577	772,577		
Mansfield Apartments Renovation	2,071,000			2,071,000	2,071,000		
Mansfield Training School Improvements	6,500,000			6,500,000	6,041,718	73,619	384,663
Monteith Renovation	444,348			444,348	444,348		
Music Drama Addition	7,400,000			7,400,000	7,400,000		
Natural History Museum Completion	500,000			500,000	500,000		
North Campus Renovation	10,996,050			10,996,050	10,996,050		
North Hillside Road Completion	6,700,000			6,700,000	6,700,000		
North Superblock Site & Utilities	7,668,000			7,668,000	7,668,000		
Northwest Quadrant Renovation - Phase I & II	32,001,000			32,001,000	32,001,000		
Old Central Warehouse Renovation	126,000			126,000	126,000		
Parking Garage North	9,658,000			9,658,000	9,658,000		
Parking Garage #3	75,214			75,214	75,214		
Pedestrian Walkways (Fairfield Road Pedestrian Mall)	6,074,000			6,074,000	6,074,000		
Psychology Building Renovation/Addition	24,337,399			24,337,399	24,337,399		
Residential Life Facilities	145,972,476	15,000,000	121,227,606	282,200,082	138,323,853	1,155,951	21,492,672
School of Business	25,652,366			25,652,366	25,652,366		
School of Pharmacy/Biology	94,609,000			94,609,000	94,428,468		180,532
Shippee/Buckley Renovations	6,920,000			6,920,000	6,920,000		
South Campus Complex	12,251,000			12,251,000	12,251,000		
Stamford Downtown Relocation - Phase I	55,781,472			55,781,472	55,781,472		
Stamford Campus Improvements/Housing	1,500,870			1,500,870	1,500,870		
Storrs Hall Addition	14,664,091			14,664,091	14,664,091		
Student Union Addition	57,622,633			57,622,633	57,622,633		
Support Facility (Architectural & Engineering Services)	16,583			16,583	16,583		
Technology Quadrant - Phase IA	39,993,000			39,993,000	39,993,000		
Technology Quadrant-Phase II	34,120,000			34,120,000	34,120,000		
Torrey Life Science Renovation & Completion	1,781,482			1,781,482	1,781,482		
Torrington Campus Improvements	369,156			369,156	369,156		
Towers Renovation	17,950,243			17,950,243	17,950,243		
Underground Steam & Water Upgrade - Phase I & II	12,000,000			12,000,000	12,000,000		

UCONN 2000 Bonds
State General Obligation Bond Phasing Plan & Actuals by Statutory Named Line

Project	Authorization as of 12/31/21*				Actuals as of 12.31.21		
	FY96-FY21	FY22	FY23-27	Total Phases I, II, III	Expenditures	Encumbrances	Available**
Waring Building Conversion	11,452,000			11,452,000	11,452,000		
Waterbury Property Purchase	200,000			200,000	200,000		
Waterbury Downtown Campus	1,608,764			1,608,764	1,608,764		
West Campus Renovations	519,507			519,507	519,507		
West Hartford Campus Renovations/Improvements	6,774,305			6,774,305	6,774,305		
White Building Renovation	2,427,269			2,427,269	2,427,269		
Wilbur Cross Building Renovation	19,999,571			19,999,571	19,999,571		
Young Building Renovation/Addition	23,651,403			23,651,403	23,651,403		
SUBTOTAL FOR STORRS & REGIONAL CAMPUS	\$2,977,700,000	\$190,500,000	\$288,800,000	\$3,457,000,000	\$2,708,848,001	\$170,275,516	\$289,076,482
CLAC Renovation Biosafety Level 3 Lab	15,901,466			15,901,466	15,901,466		
Deferred Maintenance-UCH	51,165,520	25,000,000		76,165,520	50,336,087		25,829,433
Dental School Renovation	3,525,000			3,525,000	3,525,000		
Equipment, Library Collections & Telecom-UCH	116,429,390			116,429,390	114,986,436		1,442,954
Library/Student Computer Center Renovation	1,266,460			1,266,460	1,266,460		
Main Building Renovation	117,484,316			117,484,316	117,484,316		
Medical School Academic Building Renovation	39,578,232			39,578,232	39,578,232		
Planning & Design Costs	25,000,000			25,000,000	25,000,000		
Research Tower	67,992,229			67,992,229	67,992,229		
Support Building Addition/Renovation	100,000			100,000	100,000		
UCH New Construction and Renovation	387,457,387			387,457,387	386,663,210		794,177
SUBTOTAL FOR HEALTH CENTER	\$825,900,000	\$25,000,000	\$0	\$850,900,000	\$822,833,436	\$0	\$28,066,564
GRAND TOTAL	\$3,803,600,000	\$215,500,000	\$288,800,000	\$4,307,900,000	\$3,531,681,437	\$170,275,516	\$317,143,046

* UCONN 2000 Bond Authorization is separate from and does not agree to UCONN 2000 Bonds sold, which totals \$3,544,000,000 as of the reported date. This results in a difference of \$475,100,000 between total UCONN 2000 Bonds authorized and total UCONN 2000 Bonds sold.

** The available balance is calculated as FY96-FY22 UCONN 2000 Bond Authorization, less expenditures and encumbrances. As stated above, the bond authorization is separate from bonds sold. The total available balance from bonds sold would be \$475,100,000 less, or (\$157,956,954).

EXHIBIT C

POLICIES: SELECTION AND ACQUISITION OF PROFESSIONAL SERVICES

Section 10a-109d (5) of the Connecticut General Statutes authorizes the University to contract with professionals to plan, design and supervise UCONN 2000 projects and other capital projects.

1. The Executive Vice President for Administration and Chief Financial Officer has the responsibility for the administration of these policies. Authority for their implementation may be delegated to appropriate operating departments and/or individuals.
2. A selection committee shall be appointed to select professional services for each project in accordance with university policies and procedures.
3. The selection committee shall develop the rating and evaluation criteria.
4. The contract shall be negotiated in consultation with the University Master Planner and Chief Architect or with the Associate Vice President for Campus Planning Design and Construction for the Health Center.
5. Changes in scope that affect the cost of the project must be approved by the Executive Vice President for Administration and Chief Financial Officer, or as delegated to appropriate operating departments and/or individuals.

EXHIBIT D

POLICIES: PRE-QUALIFICATION AND SELECTION OF CONTRACTORS

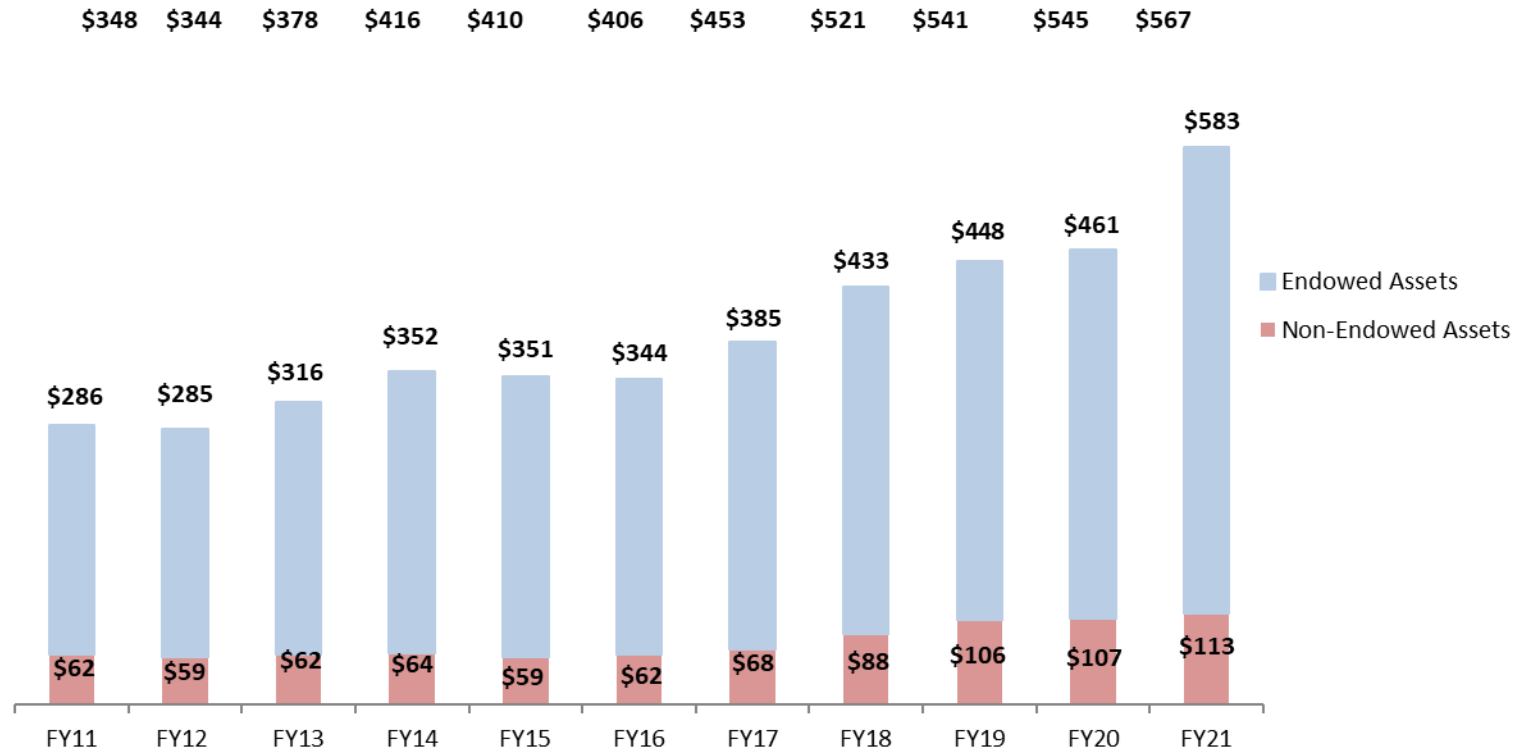
Section 10a-109n (c) (2) of the Connecticut General Statutes authorizes the University to contract with construction firms for the building of UCONN 2000 projects and other capital projects.

1. The Executive Vice President for Administration and Chief Financial Officer has the responsibility for the administration of these policies. Implementing authority may be delegated to appropriate operating departments.
2. Pre-qualification shall be required of all bidders for projects over \$100,000.
3. Objective written criteria for pre-qualification of firms shall be developed.
4. A list of pre-qualified contractors shall be developed on a project basis. Firms will be evaluated on written criteria, including but not limited to: (1) the firm's previous experience with similar projects, (2) the firm's financial ability to complete the project, (3) the firm's ability to post surety bonds, (4) evaluation of the firm's integrity, (5) a determination that the firm has no conflict of interest in connection with the project, (6) technical ability, (7) managerial ability and (8) whether a contractor or one of their subcontractors on one of their previous projects has been in compliance with the provisions of Part III of Chapter 557 and Chapter 558 during the previous five calendar years.
5. Pre-qualified firms shall be invited to bid upon a specific contract. Contracts shall be awarded to the lowest responsible bidder who conforms to the University's standards for the project.
6. If it is in the best interest of the University and the State of Connecticut, all bids may be rejected and the contracting process reopened.
7. The University may negotiate with any pre-qualified contractor that is currently under contract for incorporation work under exigent circumstance. This new work need not be related to the original contract. The new work shall be of a similar nature as the basic contract.
8. Exigent circumstances include work necessary to:
 - a. Prevent loss of grant income or other revenue
 - b. Produce additional revenue or grant income
 - c. Insure renovations are complete for new faculty and staff members
 - d. Provide for safety and health of the University Community
 - e. Comply with any Federal or State laws or regulations

- f. Insure timely and orderly completion of UCONN 2000 or 21st Century UConn Projects.
9. The Executive Vice President for Administration and Chief Financial Officer shall approve use of the exigency provision for an individual job based upon a written recommendation from the University Master Planner and Chief Architect or by the Associate Vice President for Campus Planning Design & Construction as designee for the Health Center
10. The negotiations may be conducted with any contractor or contractors currently performing one of the following types of contracts; lump sum, design build or construction manager at risk.
11. The University Master Planner and Chief Architect or by the Associate Vice President for Campus Planning Design & Construction as designee for the Health Center will prepare a price negotiations memorandum detailing the basis for the award.
12. The Executive Vice President for Administration and Chief Financial Officer shall also stipulate whether the added work shall be incorporated into the contract by change order or be consummated as a new contract.

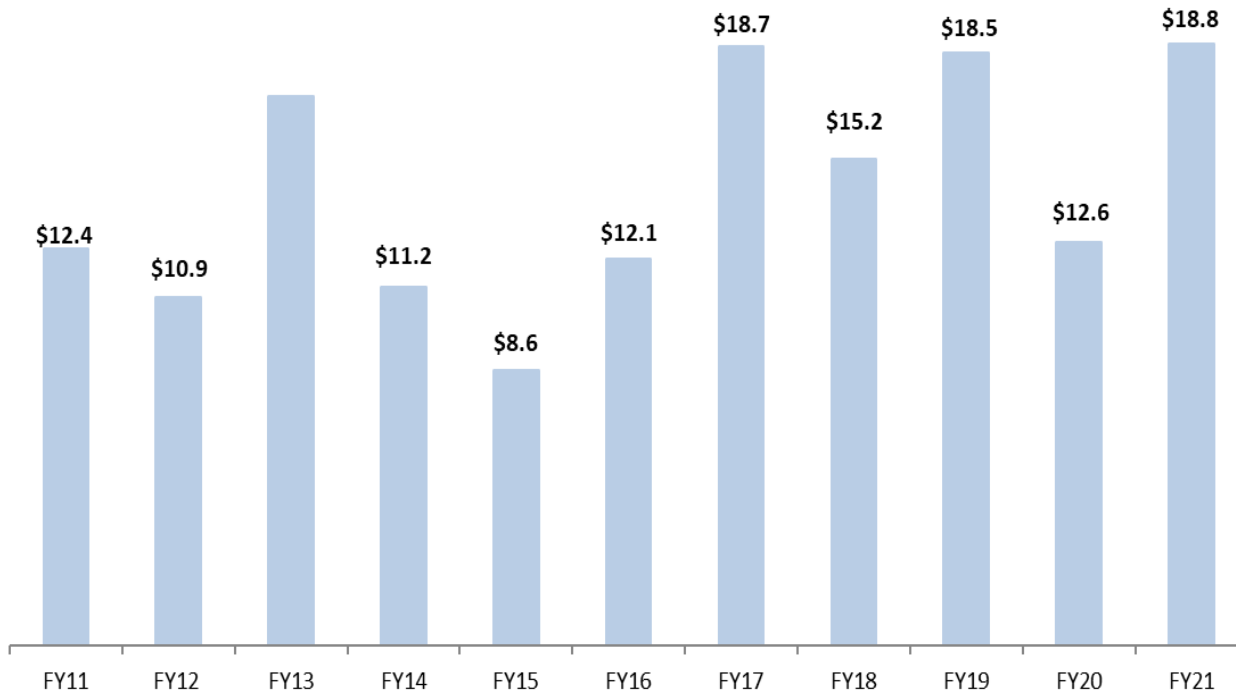
Investment Growth

In Millions of Dollars



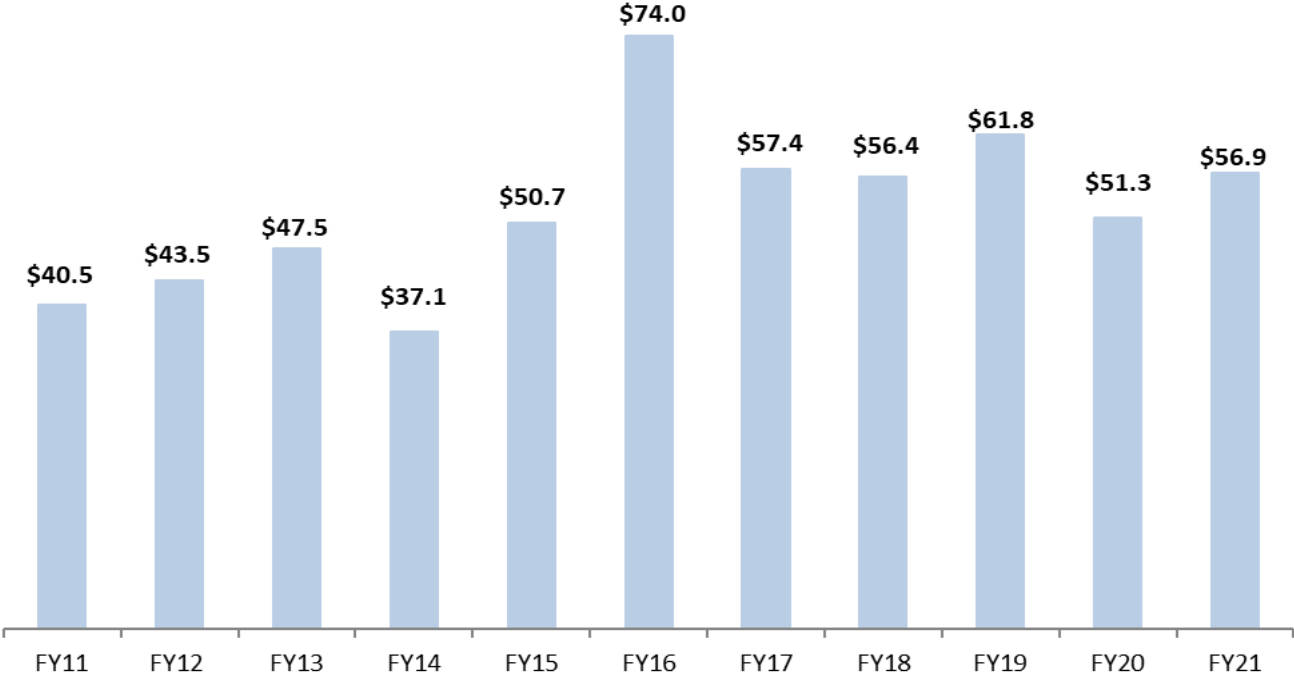
Total Endowment Gift Receipts for the University of Connecticut

In Millions of Dollars



Total Gift Receipts for the University of Connecticut

In Millions of



PREVAILING WAGE COMPLIANCE REPORT

The attachments referred to below cover the reporting period from July 1, 2021 thru December 30, 2021 and are issued pursuant to the requirements of subsection (f) of section (7) of Public Act 02-3, an Act Concerning 21st Century UCONN, by providing the following information:

(1) The names and addresses of contractors and subcontractors performing repair, addition, alteration and new construction on the university's campuses in the previous six months.

Attachment A provides the listing in alphabetical order. This is being filed in conjunction with the January 2022 Report Number Fifty-Third to provide a consolidated report for UCONN 2000 activities. There is no sub-grouping of contractors or subcontractors as the nature of their business makes each interchangeable with the other as business opportunities become available.

Attachment B is based on information from the State of Connecticut Department of Labor, Wage and Workplace Standards Division, Contract Compliance Unit and represents a combined sharing of information by the University of Connecticut and the Department of Labor. No report is made from the Department of Labor, for this reporting period.

Attachment C is the Debarment list issued by the Department of Labor.

ATTACHMENT A

ALPHABETICAL LISTING OF CONTRACTORS AND SUBCONTRACTORS
APRIL 1, 2021 THRU SEPTEMBER 30, 2021

COMPANY NAME	ADDRESS 1	ADDRESS 2	CITY	STATE	ZIP CODE
A Best Buy Premium Fuel & Trucking LLC	196 W Pond Road Ext		North Branford	CT	06471
A Quick Pick Crane & Rigging Service	205 Water Street		Derby	CT	06418
AAIS (Spectrum Environmental)	16 Hamilton Street		West Havent	CT	06516
Accurate Door & Window LLC	156 Middle Road		Preston	CT	06365
Acorn Glass inc	30 Century Drive		Stratford	CT	06615
Adtech Systems LLC	1627 Tolland Turnpike		Manchester	CT	06042
Advance Security Integration LLC	158 North Main Street		Nsouthington	CT	06489-2514
Advanced Reprographics LLP	50 Corporate Avenue		Plainville	CT	6062
Advanced Sheetmetal Associates LLC	52 Industrial Park Access Road		Middlefield	CT	06455
Air Balancing Service Company	7 Corporate Drive, U-109-110		North Haven	CT	06473
Air Equipment LLC	43 Thomas Street		East Hartford	CT	06108
Alfred Benesch & Company	120 Hebron Avenue, 2nd Floor		Glastonbury	CT	06033
All Seasons Landscaping Inc	120 Commerce Court		Cheshire	CT	06410
All State Construction Inc	449 Cooke Street	PO Box 805	Farmington	CT	06034
All-Phase Enterprises Inc	72 West Stafford Road, Unit C-3		Stafford Springs	CT	06076
Amenta Emma Architects	242 Trumbull Street		Hartford	CT	06103
Anchor Engineering Services Inc	41 Sequin Drive		Glastonbury	CT	06033
Anderson Electrical Contractors Limited	55 Airport Road, Suite 101		Hartford	CT	06114
ATC Group Services Inc	221 Rue Dejean, Suite 200		Lafayette	LA	70508
Atlantic Masonry Products Corporation	67 Quinpiac Avenue		North Haven	CT	06473
A-Z Corporation	46 Norwich-Westerly Road		North Stonington	CT	6359
B&G Restaurant Supply Inc	48 Eagle Street		Pittsfield	MA	01201
Barall & Konover Floors Inc	714 Blue Hills Avenue		Hartford	CT	06112
Barber Firestop Systems LLC	175 Englewood Drive		Orange	CT	06477
Bartholomew Contract Interiors	3324 Main Street		Hartford	CT	06120
Bestech Inc of Connecticut	25 Pinney Street		Ellington	CT	06029
BL Companies Inc	355 Research Parkway		Meriden	CT	6450
Bond Brothers Inc	370 James Street #405		New Haven	CT	06513
Brower Timing Systems LLC	12660 South Fort Street, Suite 102		Draper	UT	84020
BVH Integrated Services	50 Griffin Road, South		Bloomfield	CT	06002
C & C Janitorial Supplies Inc	665 New Britain Avenue		Newington	CT	06111
C&A Distributors Inc	595 Church Street		Newington	CT	06111
CA Howard Associates LLC	3 Barnard Lane, Suite 204		Bloomfield	CT	06002
Carlin Construction Company LLC	5 Shaw's Cove Suite 103		New London	CT	06320
Caruso Electric Company	815 Farmington Avenue		New Britain	CT	06053
CDM Smith Inc	75 State Street, Suite 701	PO Box 4021	Boston	MA	02109
Cenaxo LLC	16 Tolland Tumpike		Willington	CT	06279

ATTACHMENT AALPHABETICAL LISTING OF CONTRACTORS AND SUBCONTRACTORS
APRIL 1, 2021 THRU SEPTEMBER 30, 2021

COMPANY NAME	ADDRESS 1	ADDRESS 2	CITY	STATE	ZIP CODE
Charter Oak Environmental Services Inc	33 Ledgebrook Drive		Mansfield Center	CT	6250
Chase Glass Company Inc	73-75 James Street		East Hartford	CT	06108
Cheryl Newton Architect LLC	1917 Main Street		Glastonbury	CT	06033
Christopher Williams Architects LLC	85 Willow Street		New Haven	CT	06511
CJ Fucci Inc	715 State Street		New Haven	CT	06511
Claremont Corporation	35 Winsome Drive	PO Box 430	Durham	CT	06422
Colliers Project Leaders USA NE LLC	135 New Road, Unit 2		Madison	CT	06443
Columbia Sheet Metal Company Inc	4 Commerce Drive		North Windham	CT	06256
Commercial Storefront Services Inc	470 Governors Highway		South Windsor	CT	06074
Connecticut Carpentry Corporation	1850 Silas Deane Highway, 2nd Floor		Rocky Hill	CT	06067
Corbett HVAC Services LLC	51 James Drive		North Windham	CT	06256
Daniel O'Connells Sons Inc	234 Church Street, Suite 403		New Haven	CT	06510
De Clercq Office Group Limited	1227 Whitney Avenue		Hamden	CT	06517
Decarlo & Doll Inc Architect	89 Colony Street		Meriden	CT	06451
Dimeo Construction Company	700 State Street, Suite 101		New Haven	CT	06511
Distinctive Tree Care LLC	48 Patria Road		South Windsor	CT	06074
Downes Construction Company LLC	470 Maple Avenue		Hartford	CT	06114
Eagle Environmental Inc	8 South Main Street, Suite 3		Terryville	CT	06786
Eastern Electric Inc		PO Box 2116	Vernon	CT	06066
EF & G Construction Inc (DBA Eagle Fence & Guardrail Inc)	56 South Canal Street	PO Box 7077	Plainville	CT	06062
Electrical Contractors Inc	3510 Main Street		Hartford	CT	06120
Electrical Power Solutions LLC	2 Wethersfield Avenue		Hartford	CT	06114
Electrical Services Group LLC	37 Townsend Avenue		New Haven	CT	06512
Encore Holdings LLC	35 Philmack Drive, Suite D		Middletown	CT	6457
Engineered Coatings Inc	272 Norfolk Road		Litchfield	CT	06579
Environmental Systems Corp	18 Jansen Court		West Hartford	CT	06110
Environmental Testing & Balancing Inc	154 State Street, Suite 204		North Haven	CT	06473
Ernest Peterson Inc	1830 Broad Street		Hartford	CT	06114
Ferguson Mechanical Company Inc	112 Northwest Drive		Plainville	CT	06062
Fibre Optics Plus Inc	302 Adams Street		Manchester	CT	06042
Fire Rated LLC	254 Prospect Avenue		Hartford	CT	06106
Flow Tech Inc	800 Cottage Grove Boulevard, Building #3		Bloomfield	CT	06002
Fortaleza Concrete LLC	504 Forest Road	PO Box 370	Northford	CT	06472
Frank Capasso & Sons Inc	1003 Middletown Road		Northford	CT	06472
Freeman Companies LLC	36 John Street		Hartford	CT	06106
Friar Associates Inc	281 Farmington Avenue		Farmington	CT	06032
Fuss & O'Neill Design Build Services	146 Hartford Road		Manchester	CT	06040

ATTACHMENT AALPHABETICAL LISTING OF CONTRACTORS AND SUBCONTRACTORS
APRIL 1, 2021 THRU SEPTEMBER 30, 2021


COMPANY NAME	ADDRESS 1	ADDRESS 2	CITY	STATE	ZIP CODE
General Welding & Fabrication Inc	977 Echo Lake Road		Watertown	CT	06795
GEODesign Inc	984 Southford Road		Middlebury	CT	06762
GeoDesign Inc	984 Southford Road		Middlebury	CT	06762
Gerard E LePine (DBA LePine Electric)	436 Lisbon Road		Canterbury	CT	06331
Gerber Construction Inc	1 Nutmeg Drive		Ellington	CT	06029
GM2 Associates Inc	115 Glastonbury Boulevard		Glastonbury	CT	06033
Greenwood Industries Inc	88 Leonardo Drive		North Haven	CT	06473
Gregg Wies & Gardner Architects LLC	151 East Street		New Haven	CT	06511
Haz-Pros Inc	125-A Brook Street		West Hartford	CT	06110
HB Communications Inc	60 Dodge Avenue	PO Box 689	North Haven	CT	06473
HHS Mechanical Contractor Inc	80 Colonial Road		Manchester	CT	06042
ID3A LLC	655 Winding Brook Drive		Glastonbury	CT	06033
James E Brennan Company Inc	187 North Main Street	PO Box 507	Wallingford	CT	06492
James Sullivan Cable Company Inc	123 East Aurora Street		Waterbury	CT	06708
John Paul Garcia & Associates PC	190 Fairwood Road		Bethany	CT	06524
Joseph Campbell (DBA Eastern Mechanical)		PO Box 57	Lebanon	CT	06249
Joseph Cohn & Son Tile & Terrazzo LLC	50 Devine Street		North Haven	CT	06473
KGS Associates LLC	19 Dickman Road		Plainville	CT	06062
Kim Industries Inc	34 Mill Plain Road #2D		Danbury	CT	06811
L & P Gate Company Inc	83 Meadow Street		Hartford	CT	06114
LABCO Air & Water Balancing LLC	1090 Mountain Road		West Suffield	CT	06093
Langan Insulation LLC	420 Sackett Point Road, Units 4-5		North Haven	CT	06473
Lenard Engineering Inc	2210 Main Street		Glastonbury	CT	06033
LK Sheet Metal Inc	35 Wrobel Place		East Hartford	CT	06108
M Frank Higgins & Company Inc	780 North Mountain Road		Newington	CT	06111
Macchi Engineers LLC	44 Gillett Street		Hartford	CT	06105
MacKenzie Service Corporation	55 Moffitt Street		Stratford	CT	06615
Maier Design Group LLC	100 Wells Street, Suite 2i		Hartford	CT	06103
Mather Corporation	21 West Dudley Town Road		Bloomfield	CT	06002
Mattern Construction Inc	26 Bushnell Hollow Road, #M		Baltic	CT	06330
Mechanical Soutlions	121 Commerce Way, #3		South Windsor	CT	06074
Mercury Cabling Systems LLC (DBA The Mercury Group)	300 Avon Street		Stratford	CT	06615
Milton C Beebe & Sons Inc	12 Beebe Lane		Storrs	CT	06268
Modern Concrete Pumping Inc/Dek Concrete Inc	22 Willard Avenue		Newington	CT	06111
Ms Pipe LLC	49 Oakland Road		South Windsor	CT	06074
MT Ford Industries Inc	645 Main Street		Somers	CT	06071
NBI New England Inc	10 Waterside Drive, Suite 201		Farmington	CT	06032

ATTACHMENT AALPHABETICAL LISTING OF CONTRACTORS AND SUBCONTRACTORS
APRIL 1, 2021 THRU SEPTEMBER 30, 2021

COMPANY NAME	ADDRESS 1	ADDRESS 2	CITY	STATE	ZIP CODE
Net Services LLC	1185 Elm Street Extension		Rocky Hill	CT	06067
New Haven Firestop Systems LLC	192 Dixwell Avenue, #1		New Haven	CT	06511
Newman Architects PC	300 York Street		New Haven	CT	06511
Noble Construction & Management Inc	39 Main Street		Centerbrook	CT	06409
NorthEast Electrical Distributors	90 Murphy Road		Hartford	CT	06114
Northeast Flooring & Kitchens LLC	233 B Kennedy Drive		Putnam	CT	06260
Northeast Lightning Protection LLC	10 Peters Road		Bloomfield	CT	06002
NT Oliva Inc	89 Church Street		East Hartford	CT	06108
O & A Insulation LLC	171 Pierremount Avenue		New Britain	CT	06053
OFI Contract Interiors	28 Garfield Street		Newington	CT	06111
Orissa LLC	45 Andover Drive		Rocky Hill	CT	06067
Overhead Door Company of Hartford	303 Locust Street		Hartford	CT	06114
Perfectly Plumb LLC	215 Pickerel Lake Road		Colchester	CT	06415
Pro-Tect of Connecticut Inc	141 Avenue of Industry		Waterbury	CT	06705
Red Thread	300 East River Drive		East Hartford	CT	06108
Richard's Corporation Inc	72 North Harwinton Avenue		Terryville	CT	06786
Roberge Painting Compajy Inc	29 Church Avenue		Bristol	CT	06010
Roman Electric LLC	23 Kozley Road		Tolland	CT	06084
Sadlon Plumbing & Heating	1774 Manchester Rd		Glastonbury	CT	06033
Safety Solution Consultants Inc	99 Rainbow Road #H		East Granby	CT	06026
Santor Electrical Contractors LLC	449 Boston Post Road		North Windham	CT	06256
Sarazin General Contractors Inc	6 North Commerce Drive		North Windham	CT	06256
Scholar Painting LLC (DBA Scholar Painting & Restoration)	2 Klarides Village Drive, #145		Seymour	CT	06483
Scope Construction Company Inc	416 Slater Road		New Britain	CT	06053
Security Technologies Inc		PO Box 5357	Bolton	CT	06043
Siemens Industry Inc	104 Sebethe Drive		Cromwell	CT	06416
Sign Pro Inc	60 Westfield Drive		Plantsville	CT	06479
Sil/Carr Corporation	34 Newberry Road		East Windsor	CT	06088
Sil/Carr Corporation	34 Newberry Road		East Windsor	CT	06088
Silver Petrucelli & Associates Inc	3190 Whitney Avenue		Hamden	CT	06518
Simpson Gumpertz And Heger Inc	41 Seyon Street, Building 1, Suite 50		Waltham	MA	02453
Siracusa Moving & Storage Inc	250 Commerce Circle		New Britain	CT	6051
Sound Mechanical Contractors LLC	82 Colonial Road		Manchester	CT	06042
Southern New England Electrical Testing LLC	3 Buel Street, Unit 4		Wallingford	CT	06492
Special Testing Laboratories Inc	21 Henry Street		Bethel	CT	06801
Spectrum Floors Inc	299 Blacks Road	PO Box 861	Cheshire	CT	06410
Stamford Wrecking Company	30 Nutmeg Drive		Trumbull	CT	06611

ATTACHMENT AALPHABETICAL LISTING OF CONTRACTORS AND SUBCONTRACTORS
APRIL 1, 2021 THRU SEPTEMBER 30, 2021

COMPANY NAME	ADDRESS 1	ADDRESS 2	CITY	STATE	ZIP CODE
Standard Demolition Services Inc	555 Bostwick Avenue		Trumbull	CT	06611
Stantec Consulting Services	13980 Collection Center Drive		Chicago	IL	60693
Steeltech Building Products Inc	636 Nutmeg Road North		South Windsor	CT	06074
Sullivan Benson LLC	112 Northwest Drive		Plainville	CT	06062
Swan Associates Inc	49 Holly Drive		Newington	CT	06111
SystemOne LLC	215 Captain Lewis Drive		Southington	CT	06489
Test-Con Inc	16 East Franklin Street		Danbury	CT	06810
TF Melia Associates Inc	9 Progress Drive		Cromwell	CT	06416
The Associated Construction Company	1010 Wethersfield Avenue, #304		Hartford	CT	06114
The Hartford Lumber Company	17 Albany Avenue	PO Box 320550	Hartford	CT	06120
The John Boyle Company	152 South Main Street	PO Box 397	New Britain	CT	06050
The Whiting-Turner Contracting Company	195 Church Street, 16th Floor		New Haven	CT	06516
Thomas W Raftery Inc	1055 Broad Street		Hartford	CT	06106
Total Fence LLC	525 Ella Greasso Boulevard		New Haven	CT	06519
Total Fence LLC	525 Ella Greasso Boulevard		New Haven	CT	06519
Tradesource Inc	205 Hallene Road, Units 211-212		Warwick	RI	02886
TRC Environmental Corporation	21 Griffin Road North		Windsor	CT	06095
Tri State Materials Testing Lab LLC	160 South Turnpike Road, Suite 3		Wallingford	CT	06492
TSKP Studio LLC	146 Wyllys Street, # 1-203		Hartford	CT	06106
Tyco Fire & Security Management Inc	27 Inwood Road		Rocky Hill	CT	06067
Ultimate Construction LLC	19C Andover Drive		Hartford	CT	06110
Valcor Communication LLC	419 Main Street		East Hartford	CT	06118
VMS Construction Company	120 Bolton Road		Vernon	CT	06066
Walter Electric LLC	19 Thames Street, Floor 2		Groton	CT	06340
WC McBride Electrical Contractors LLC	1027 Fairfield Avenue		Bridgeport	CT	06605
Wilco Sales & Services Inc	18 King Street		Stratford	CT	06615
Willimantic Waste Paper Co Inc	121 Chronicle Road		Willimantic	CT	06226
Wing's Testing & Balancing Company Inc	94 North Branford Road, Suite 1		Branford	CT	06405



June 8, 2017

State of Connecticut Debarment List Pursuant to Section 31-53a(a)

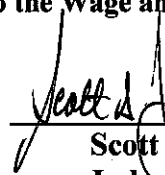
No contract shall be awarded to any person or firms appearing on this list or to any firm, corporation, partnership, or association in which such persons or firms have an interest until the expiration date listed has elapsed.

Please be informed that the following persons or firms have been debarred in accordance with Section 31-53a of the Connecticut General Statutes, as amended:

DEBARMENT LIST

<u>Name of Person or Firm</u>	<u>Expiration Date</u>
-Canterbury Communications, Canterbury Marion T. Mershon, an individual	Indefinite Indefinite
-City Electrical Enterprises LLC, Hartford Lloyd Thompson, an individual	Indefinite Indefinite
-Elite Roofing, Cheshire Sam Stevens, an individual	Indefinite Indefinite
-Gatollari Enterprises Inc., Rochelle Park, NJ Robert Gatollari, an individual	Indefinite Indefinite
-Greenland Enterprises Inc., Wayne, NJ Oneil Mendez, an individual Raymond Blum-Romero, an individual	Indefinite Indefinite Indefinite
-Jarosz Welding Company Inc., Hartford Andrew W. Jarosz, an individual	Indefinite Indefinite
-SCD Services, LLC, Somers Philip Snow, an individual	Indefinite Indefinite
-Seakco Construction, Stamford Robert Evans, an individual	Indefinite Indefinite
-Sun Ray Electric, Prospect Reinaldo DeSousa, an individual	Indefinite Indefinite

Any inquiries regarding this list should be directed to the Wage and Workplace Standards Division at (860)263-6790.



Scott D. Jackson
Labor Commissioner

Board of Trustees
University of Connecticut

The Honorable Ned Lamont
(Governor of the State of Connecticut)
(President ex-officio)

Daniel D. Toscano
(Chairman of the Board)

Charlene M. Russell-Tucker
(Acting Commissioner of Education)
(Member ex-officio)

Bryan P. Hurlburt
(Commissioner of Agriculture)
(Member ex-officio)

David Lehman
(Commissioner of Economic and Community Development)
(Member ex-officio)

Andy F. Bessette

Marilda L. Gandara

Mark L. Boxer

Jeanine A. Gouin

Charles F. Bunnell

Rebecca Lobo

Shari G. Cantor

Kevin J. O'Connor

Sanford Cloud, Jr.

Brian K. Pollard

Andrea Dennis-LaVigne

Thomas D. Ritter

Justin M. Fang

Philip E. Rubin

Noah S. Frank

