



**Finance, Revenue and Bonding Committee**

**General Bonding Subcommittee**

**-March 15, 2023-**

Co-Chairs, Ranking Members, and Members of the Committee, thank you for giving us the opportunity to update you on the transformative building initiatives that you have made possible at the University of Connecticut. I'm Radenka Maric, President of the University of Connecticut, and with me today is Dr. Bruce Liang, interim CEO, UConn Health and Dean, Medical School, Anne D'Alleva, Provost, and Jeff Geoghegan, Chief Financial Officer for UConn and UConn Health. I'm pleased to share how your strategic investments in the University capital program have enabled our success.

I would like to start by thanking each of you for your leadership, dedication, and support. I would also like to thank the governor, Secretary Beckham and others in the administration who continue to work closely with UConn.

Attached to my testimony is information on the University capital program you may find useful.

UConn is a top public university because of the state's continued support and investment, for this we are grateful. UConn is a great university. But it's even more than that, with campuses, alumni, and employees across Connecticut, it is built to inspire the global community that is UConn Nation. UConn's talented students exceed expectations. Our expert faculty researchers, staff and alumni drive Creativity, Innovation, and Entrepreneurship (CIE) for a better tomorrow. We fuel the state's economy and are committed to benefiting the greater good. This is UConn.

Turning to the Capital Program, the University and the state have benefitted tremendously from the UCONN 2000 Infrastructure Improvement Program established by the General Assembly in 1995. The program has and continues to modernize, rehabilitate, and dramatically expand the physical plant of the University. As envisioned, it is a major tool in attracting and retaining the state's high-achieving students and world class faculty researchers and staff. It is also essential in allowing the University to do long-term planning and have reliable funding for implementation.

We are now in the third phase of the UCONN 2000 program, which extends through FY27 and includes the Next Generation Connecticut (NextGenCT) and the Bioscience Connecticut initiatives. The Bioscience Connecticut initiative at UConn Health, completed in 2018, and the NextGenCT program at Storrs and the regional campuses is moving along aggressively. Since the beginning of UCONN 2000, we have seen improvements in nearly every facet of the University. The return on that investment can be measured by many metrics; here are some highlights:

UConn

- Undergrad enrollment increased by 9,409 students (64%) since 1995
- Undergrad STEM enrollment increased by 38% since fall 2012

- Applications have exceeded 48,000 for fall 2023 entry
- Over 53% of all engineering graduates in Connecticut are from UConn

#### UConn Health

- Served as the catalyst to the expansion of the bioscience industry in the region and state
- School of Medicine and Dental Medicine enrollment increased by 30%
- Increased access to patient care with an increase in patient volumes and unprecedented clinical revenue growth since 2010 from \$326M to \$752M expected this fiscal year

#### University Wide

- Research awards have grown to \$317M (over 100%) over past five years
- Small start-up business incubator space doubled and is consistently at capacity

#### **UConn: Next Generation Connecticut Program Overview**

In 2013, building upon the success of the strategic investments made in our capital program, the General Assembly enacted NextGenCT. The original goals of the program were to hire and support outstanding faculty, train graduates to meet the future workforce needs of Connecticut, develop preeminence in our research and innovation programs, and initiate research and industry partnerships that lead to economic development. The cornerstone of this effort is the development of new facilities and renovation of critical infrastructure. The capital component of NextGenCT is progressing rapidly and supporting my priority to grow our annual research expenditures from \$302 million to \$500 million in 5-7 years. Not only will this increased research bring in additional federal funding to our state, but it will also help to translate more University discoveries into licenses, patents, start-ups, and jobs.

Since the NextGenCT initiative began in the fall 2013, we have funded 174 new faculty (98 in STEM fields) and enrolled 1,775 additional undergraduate students (with 1,167 or 55% more in engineering). We have graduated 25% more STEM undergraduates since the NextGenCT began. Our faculty also made dramatic increases in research productivity at Storrs during this time. For example:

- Research awards increased by \$113M or 119%; and
- Research proposals increased by \$352M or 62%

Now in its ninth year, the NextGenCT initiative is moving forward, making strategic investments in Connecticut's future, laying critical groundwork for economic development, and creating hundreds of construction jobs in the process.

Major investment has been necessary to support new and renovated laboratories for STEM research and teaching, classrooms, academic support, residence halls, parking, utilities, information technology, equipment, and critical infrastructure upgrades.

Since NextGenCT began, we have:

- Completed a new 212,000 square foot residence hall, which is home to approximately 730 STEM students;
- Opened a 115,000 square foot Engineering and Science building;
- Completed the new downtown Hartford Campus and the Stamford Residential Housing facility;

- Completed major infrastructure repairs and upgrades across all of Storrs Campus such as steam line replacements, sewer system upgrades, a supplemental water supply, and various other underground utility improvements that also connect with the recently constructed Supplemental Utility Plant;
- Completed a new 30,000 square foot Production Facility and major renovations to the Fine Arts facilities;
- Completed phase I and II of the renovation of the Gant Science Complex – a 285,000 square foot science and engineering complex;
- Finished major renovations to numerous facilities, including academic buildings; and
- Completed the 200,000 square foot STEM Research Science 1 building.

The most recently completed Science 1 building is a keystone in the effort to fulfill the mandates of NextGenCT and will provide critical new research facilities for the existing and new STEM faculty and industry collaborations expected to take place there. The facility is designed to meet some of the current and future programmatic requirements of the University as it seeks to balance the rise in student enrollment in STEM programs with future programmatic research needs. The University is moving forward on several other projects to meet the needs of our expanded enrollment and faculty teaching and research requirements.

We are grateful the Governor’s proposed capital program maintains UCONN 2000 funding in FY24 and FY25 as specified in state statute and we ask the committee to maintain this level of funding. It is imperative to recognize that this long-term capital program phases project funds over multiple years. This funding will support year 10 of the 13-year NextGenCT capital initiative. To avoid additional costs associated with delaying or shutting down projects in construction, it is critical that planned levels of capital funding remain intact to support these interdependent projects and to assist in the state’s economic recovery from the COVID crisis through creation and/or preservation of thousands of construction jobs.

### **UConn Bonding Request**

**UConn requested the Governor’s bonding proposal include \$320 million to be added to the UCONN 2000 Phase III capital funding program for FY24 and FY25 to demolish the Torrey Life Sciences Building and Greenhouses and construct a new Science 2 Building. While disappointed this funding was not included in the proposal, we are focusing our efforts on securing appropriate funding for our operating budget. We may revisit this capital request next legislative session.**

The components of the request are provided here for background purposes only. A team of architects and engineers have recommended demolition of the circa 1961 Torrey Life Sciences Building and Greenhouses on the Storrs Campus. Physical constraints and repair costs do not support a renovation project which, if completed, would not adequately house the twenty-first century science programs we need. The structural layout of this building limits the development of large-scale program spaces, all building services and infrastructure need to be replaced, floor-to-floor height is inadequate and limits installation of efficient mechanical systems, and the cost of maintaining and operating the required multiple new mechanical systems is significantly high. The building also has code and ADA compliance issues; and it does not meet current energy codes or support campus sustainability goals. The biggest challenge is the building’s structural frame. This hybrid design of masonry-bearing walls, structural steel

infill, and an unusual cast-in-place floor slab system predates current seismic code requirements. “Like-new” renovation will require the reinforcement of every joint and connection of the structural frame and the reinforcement of floor slabs to accommodate new occupant loads and floor openings for services. The cost to complete a project of this magnitude would be significantly more than the cost of a new facility.

Therefore, UConn proposes the demolition of Torrey and the construction of a new Science 2 Building. The final cost of the building will depend on its size and the need for any specialty facilities, such as a clean room or a biosafety level 3 lab. It is estimated that the new building could be approximately 175,000 to 200,000 gross square feet and sited in the Northwest Science Quad near the Science 1 Building. The cost to demolish Torrey Life Sciences Building and Greenhouses and construct the new Science 2 Building is estimated to be \$320 million. Current costs are higher due to significant construction escalation, unforeseen conditions, and COVID impacts on workforce and materials.

With the new Science 2, our Connected Health Sciences Complex will support programs from Basic Life Sciences to Health Sciences and Clinical Research. The building will foster significant and innovative research synergy, bringing together faculty from Allied Health Sciences, Kinesiology, Nutritional Sciences, Nursing, Pharmacy, Molecular and Cell Biology, and Physiology and Neurobiology to name a few. As originally envisioned in the Next Generation Connecticut initiative, a facility providing state of the art research labs, extensive and innovative teaching/training spaces, multifunctional rooms and extra-large collaborative spaces will not only ensure our continued successful recruitment of high achieving undergraduates, but it will also accommodate the increasing demands of our highly successful faculty, who are working diligently to integrate and grow their research activities across disciplines and campuses.

### **Highlights and Successes**

When asking the state to continue to invest in UConn, it is important to discuss Connecticut’s return on that investment. Because of your vision and the excellence of our faculty, students, staff, and facilities, the University of Connecticut is one of our state’s strongest assets as well as one of the nation’s leading public research universities. We are proud to be Connecticut’s flagship public university, and we are dedicated to serving the State of Connecticut and its citizens in all we do. With your help, we can continue to be the flagship Connecticut deserves.

Students and families from across Connecticut and the nation realize that a UConn education is outstanding and offers a great return on their investment. More students than ever want to become part of UConn Nation. In a historic high, over 48,000 students have applied to join our incoming 2023 freshman class. Over the last 25 years, our enrollment has increased by 10,000, or 47%, with an accompanying increase in the quality and diversity of our student body; about half of the most recent incoming class were students of color.

These statistics confirm our commitment to equity of access to a college education: In 2022, we provided over \$175 million in financial aid to help ensure affordability for students from all economic backgrounds. We are instrumental in enabling the economic mobility of Connecticut residents, particularly high-achieving students of modest means and many first-generation and Pell-eligible students. We currently enroll more than 24,000 undergraduate and about 9,000 graduate students.

We are present in every corner of Connecticut, helping and empowering communities through small business support, entrepreneurial activities, healthcare, environmental services, direct community service, educational programs, and many, many more initiatives that improve the quality of life in our state.

At UConn, entrepreneurship is a way of thinking that transcends schools, colleges, and programs. UConn faculty helped thousands of small and medium size Connecticut companies in the last two years, including many for free. The 71 companies in our technology incubator raised \$183 million in FY22; since 2003, UConn-supported startup companies have raised \$1.14 billion and 70% of companies that graduated from our incubator program have stayed in Connecticut. UConn filed 91 invention disclosures, and 25 patents were issued in 2022.

These are just a sampling of highlights. Your continued support of our capital program and needs will only do more to support our students, faculty, staff and the state.

### **UConn Health**

UConn Health is the state's only public academic medical center: a vibrant, high-performing public asset for the state of Connecticut. Thanks in large part to your leadership and investment, UConn Health generates \$3.1 billion in overall economic benefit to the state. In addition to this economic impact in dollars, UConn Health contributes over 13,000 jobs to the state economy and is the single largest provider of physicians and dentists in the state. UConn Health has a unique inter-dependent tripartite mission-Education, Research/Innovation, and Clinical care.

UConn Health ensures access to top-quality health care services for Connecticut citizens by training the state's future physicians, dentists, and scientists. UConn Schools of Medicine and Dental Medicine are affordable top-rated options for the sons and daughters of Connecticut. At 655 students, we have maintained the 30% increase in class sizes delivering on the promise of the Bioscience Connecticut Initiative - our programs and our students are thriving.

The School of Medicine is a state leader in building and developing a healthcare provider pipeline for Connecticut through the Department of Health Career Opportunity Programs, and the Aetna Health Professions Partnership Initiative. The School of Medicine ranks 23 among public medical schools for diversity and the School of Dental Medicine has been recognized by the American Dental Education Association for achievements in the recruitment and matriculation of underrepresented minority students.

The state, through Bioscience Connecticut, made strategic investments in UConn Health and the region to generate long-term, sustainable economic growth based on bioscience research, innovation, entrepreneurship and commercialization. As a result, UConn Health research awards are strong at more than \$120 million each year.

State-of-the-Art Clinical Care: I urge anyone who has not seen and experienced care at UConn Health to visit us. Our clinical services are gaining national recognition for providing care with new approaches and technologies that other hospital facilities are not able to provide in the state or region. Our faculty teach and mentor students and resident doctors for not only their clinical but also scholarly and research training. This is what academic medical centers do. Without them, the Schools would be at risk. In

addition to delivering top quality clinical care, our faculty carry out cutting edge research such as gene therapy for rare diseases.

### **Bioscience Connecticut Initiative**

The groundbreaking for the first Bioscience Connecticut project took place in June 2012. In 2018, all projects were completed. The UConn Health campus has been transformed into a modern, state-of-the-art academic medical center campus. Key construction projects included the Main Building Research Lab renovations, the Technology Incubator addition, the Academic addition and renovations, the Outpatient Pavilion, a new hospital bed tower, Dental Care Center, and other clinical renovations, three new parking garages, and many roadway improvements both on and off campus. In addition, several buildings past their useful life were demolished to make room for the construction of the world-renowned Jackson Laboratory.

### **UConn Health Bonding Request**

First, I want to thank you for the \$25M allocation in FY22 and \$40M in FY23 to fund our most critical deferred maintenance needs. Prior to these allocations, FY18, marked the final year of any state bond funds approved or available for UConn Health through the Bioscience Connecticut Capital Program, including any deferred maintenance needs. It is imperative that UConn Health keep up with maintenance of buildings on our campus to ensure that the state's investments are protected and that all facilities are safe and current with code and accessibility requirements.

UConn Health's campus comprises 210 acres on 3 sites; including 24 buildings, 3 parking garages and surface lots, comprising a total 3.6 million gross square feet, and a current replacement value of \$1.6 billion. It is imperative that UConn Health keep up with maintenance of these buildings and this campus to be responsible stewards of these state assets and to ensure (for liability, compliance and other purposes) that all facilities are current with code and accessibility requirements. An independent third-party consultant hired to do a Facilities Condition Assessment of the buildings on campus estimated the total 10 year non-recurring and recurring (deferred maintenance) costs to maintain UConn Health buildings/facilities is \$321.5 million; however, the capital dollars requested represent the bare bones amounts needed to address the projects identified by the consultant as "critical."

Like other state agencies and branches that have responsibility to own and maintain state facilities, UConn Health also requires some level of capital deferred maintenance funding paid by the state to ensure facilities are safe, efficient and that they retain their value.

**UConn Health requested additional capital funding to address critical deferred maintenance and IT security and equipment needs. The amount requested is \$33.0 million per year for FY24 and FY25 in bond funds under the UCONN 2000 Phase III program. We are grateful the Governor's proposal includes this funding (we note for you here, the funding is not added to the UCONN 2000 Capital Program and will require approval by the state bond commission to access the funds).**

This concludes our testimony. Thank you for your consideration and strong support of UConn and UConn Health.

# UConn 2000 Capital Program and FY24-FY25 Requests

Finance, Revenue & Bonding Committee - General Obligation Bonding Subcommittee Hearing



*Week of Welcome move-in day, August 26, 2022.*

**STUDENTS FIRST, EXCELLENCE ALWAYS, HUSKIES FOREVER**

**Dr. Radenka Maric, President**

March 15, 2023

**UConn**

# UConn is in Demand

Demand for a UConn education is strong, and the quality of the first-year student class is highly competitive

**48,000+**

Applications for the incoming 2023 freshman class

**173**

Valedictorians and salutatorians Storrs & Regionals

Applications at all campuses have increased **342%** since fall 1996 and **66%** since 2011.

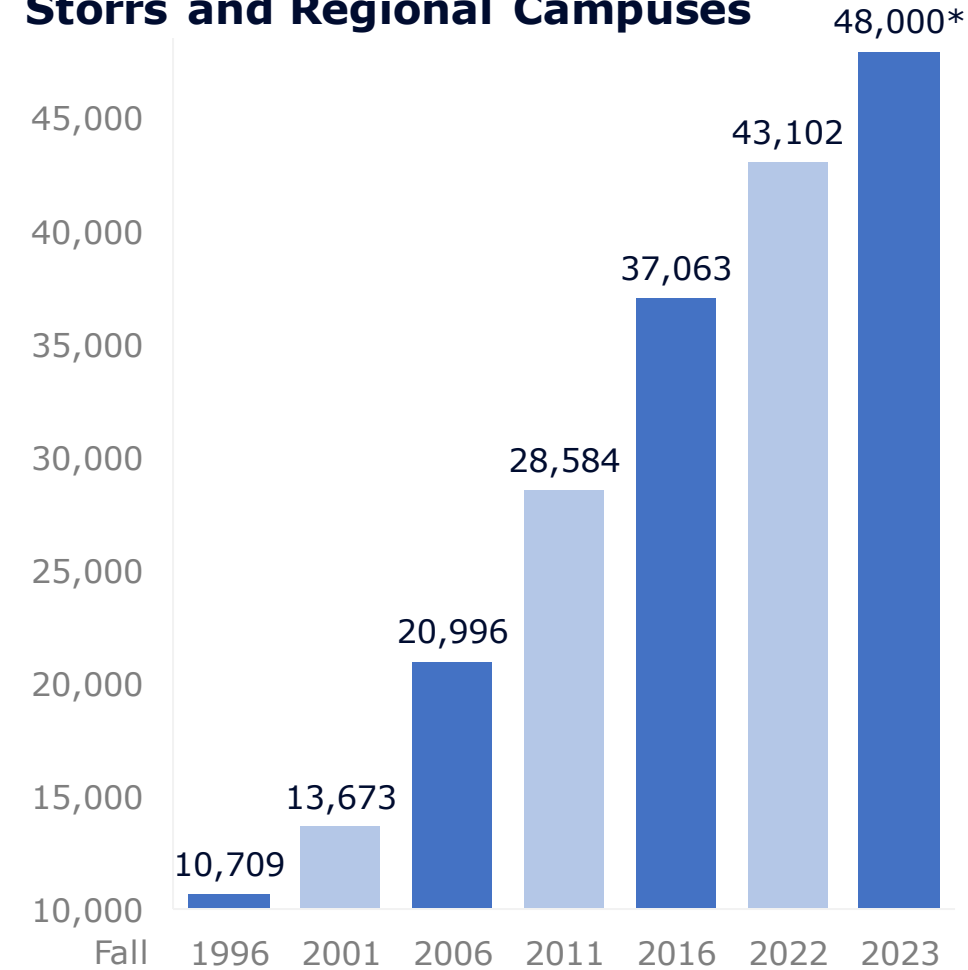
**1315** mean SAT\* scores Storrs Campus entering first-year students for fall 2022

**1050**  
National mean SAT

**1025**  
Connecticut mean SAT

\*SAT Data: Standardized test average represents students who elected to submit test scores as part of their application materials.

**Total Applications Storrs and Regional Campuses**



\*As of March 2023



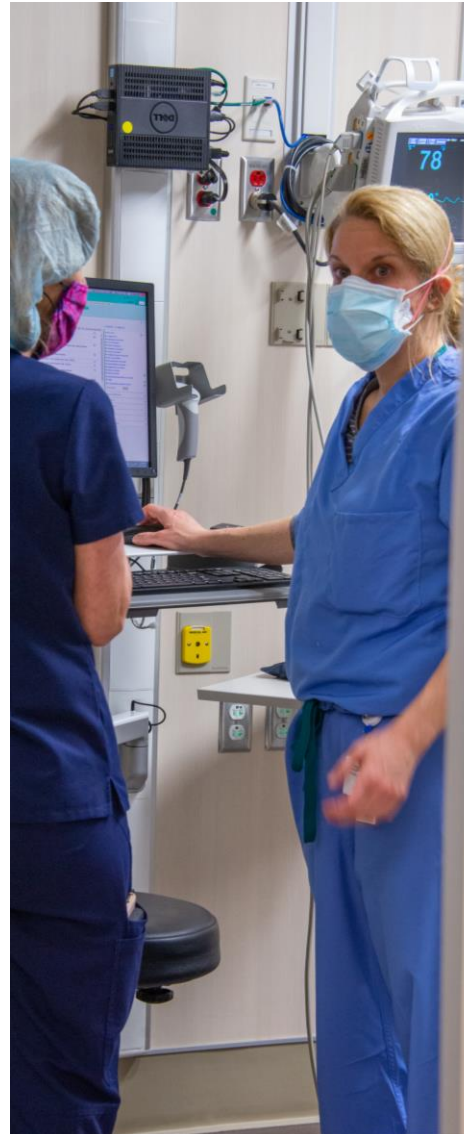
# Connecticut's Intellectual Engine

## Our graduates serve Connecticut communities

**62%** of School of Dental Medicine graduates practice in Connecticut

**35%** of School of Medicine graduates practice in Connecticut, making UConn the largest single provider of medical professionals in the State

**53%** of CT's Engineering workforce are UConn graduates



Some of many professions impacted by UConn graduates

**Enrollment**  
Fall 2022

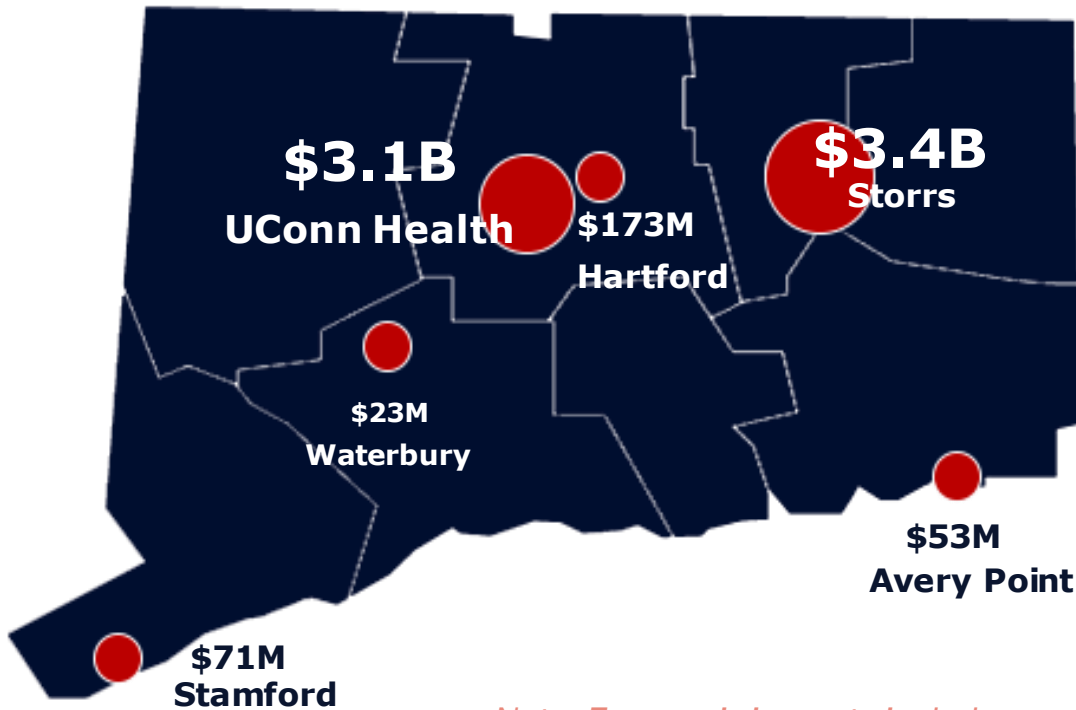
**Degrees**  
**Awarded**  
2021-2022

Doctors School of Medicine	<b>453</b>	<b>101</b>
Dentists School of Dental Medicine	<b>202</b>	<b>49</b>
Nurses School of Nursing	<b>973</b>	<b>365</b>
Engineers School of Engineering	<b>4413</b>	<b>974</b>
Teachers & Educators Neag School of Education	<b>877</b>	<b>503</b>
Social Workers School of Social Work	<b>387</b>	<b>196</b>
Lawyers School of Law	<b>552</b>	<b>218</b>
Pharmacists School of Pharmacy	<b>597</b>	<b>151</b>

*In addition to the professions listed in the table, UConn supplies graduates in many other areas, such as business, agriculture, conservation, counseling, public policy, speech and hearing, family sciences, human health, that are important to CT's future.*

# UConn's Impact On Connecticut

**\$6.9 Billion**




*Note: Economic impacts include direct, indirect, and induced spending effect. FY2022 data.*



**31,941 Jobs**

12,610 UConn employees  
+ 19,331 induced jobs



**94 Cents**

Generated for Every  
Dollar



**\$320M**

State and Local  
Tax Revenue



**\$1,900**

Generated for Every  
CT Resident

**UConn**

# UConn Supports Economic Development through Industry Collaboration and Innovation

## INSTITUTE OF MATERIALS SCIENCE INDUSTRIAL AFFILIATES PROGRAM

*Organizations served, past 3 years*

**160** companies

**10** universities and scientific/  
technical organizations,  
such as Yale and CCAT

## SCHOOL OF ENGINEERING SENIOR DESIGN

*Organizations supported, past 3 years*

**310+** companies

**55+** government, municipal,  
and nonprofit organizations

## INDUSTRIAL PARTNERSHIP BUILDING TECH PARK

*Companies served, past 3 years*

**69** companies, including:

**54** small and medium  
enterprises (SMEs)

## TECHNOLOGY INCUBATION PROGRAM

*Companies served*

**71** current

**103** past five years

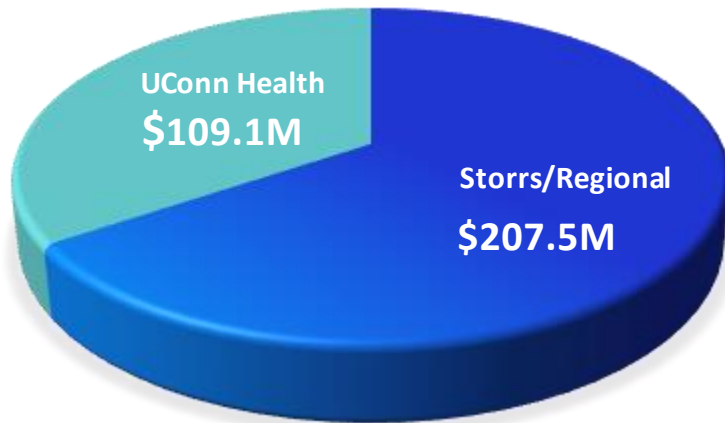


# Research Awards in FY22

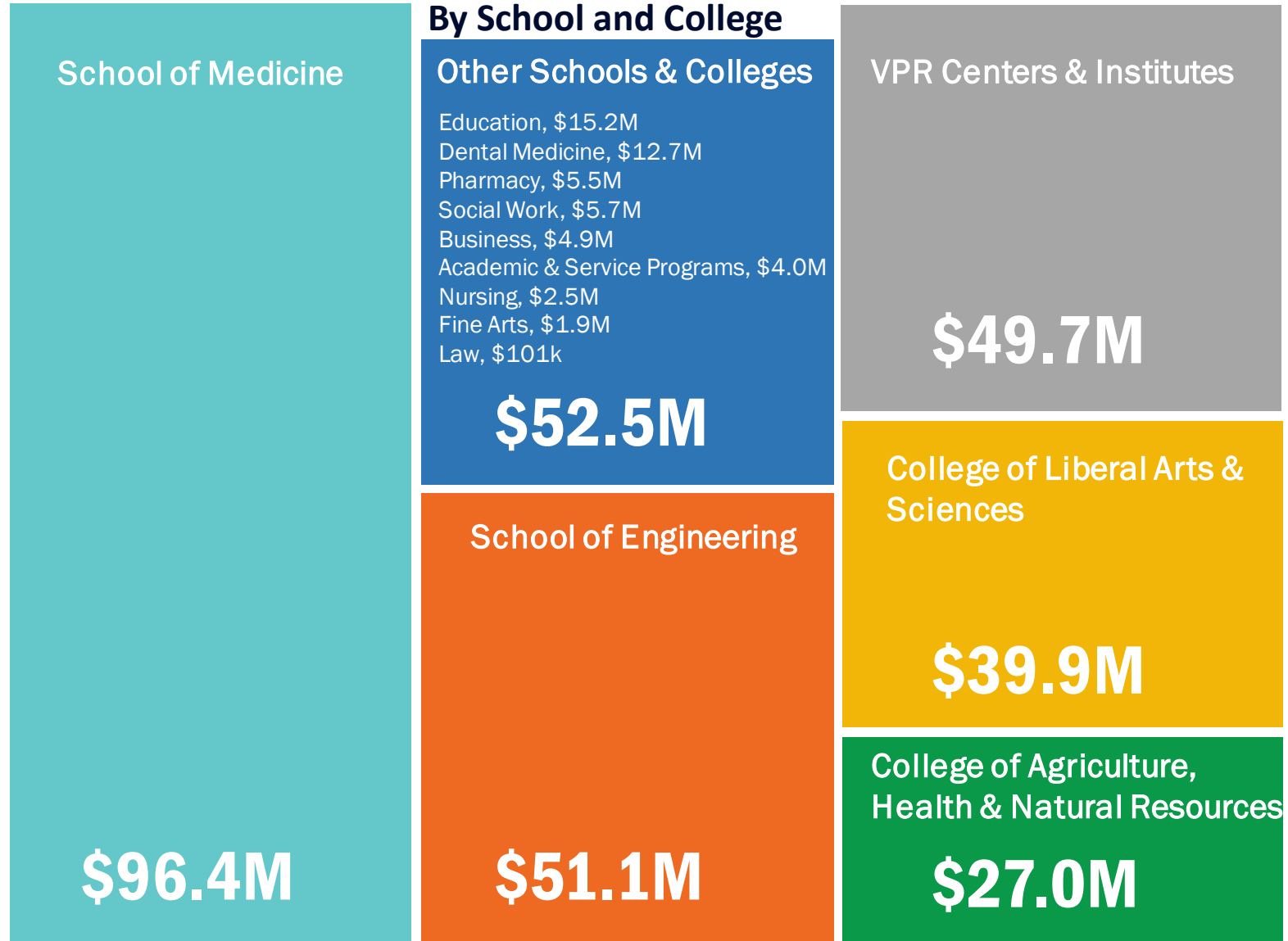
**\$316.6M**

Total Awards

By Campus



## By School and College



School of Medicine

Other Schools & Colleges

VPR Centers & Institutes

- Education, \$15.2M
- Dental Medicine, \$12.7M
- Pharmacy, \$5.5M
- Social Work, \$5.7M
- Business, \$4.9M
- Academic & Service Programs, \$4.0M
- Nursing, \$2.5M
- Fine Arts, \$1.9M
- Law, \$101k

**\$49.7M**

**\$52.5M**

School of Engineering

College of Liberal Arts & Sciences

**\$39.9M**

**\$96.4M**

**\$51.1M**

College of Agriculture, Health & Natural Resources

**\$27.0M**

# UConn Health: Connecticut's Only Public Academic Medical Center



## EDUCATION

School of Medicine  
School of Dental Medicine  
Graduate School



## PATIENT CARE

John Dempsey Hospital  
UConn Medical Group  
University Dentists



## BIOMEDICAL SCIENCES AND RESEARCH



## RESIDENCY TRAINING

Graduate Medical Education  
Graduate Dental Education

[UConn Health Video 2022:](https://www.youtube.com/watch?v=waLNvm4cXNk)  
<https://www.youtube.com/watch?v=waLNvm4cXNk>

## UConn Health Tripartite Mission



# UCONN

# UConn Health: An Essential Healthcare Provider for CT's Underserved Citizens

**UConn is CT's leading provider of specialty services to Medicaid recipients and of dental services to Medicaid recipients and the under- and uninsured**

**UConn**

## UConn John Dempsey Hospital

**24%**

Medicaid inpatient days as a percentage of total inpatient days

## UConn Medical Group

**24%**

of visits were Medicaid patients

## UConn Dental Clinics

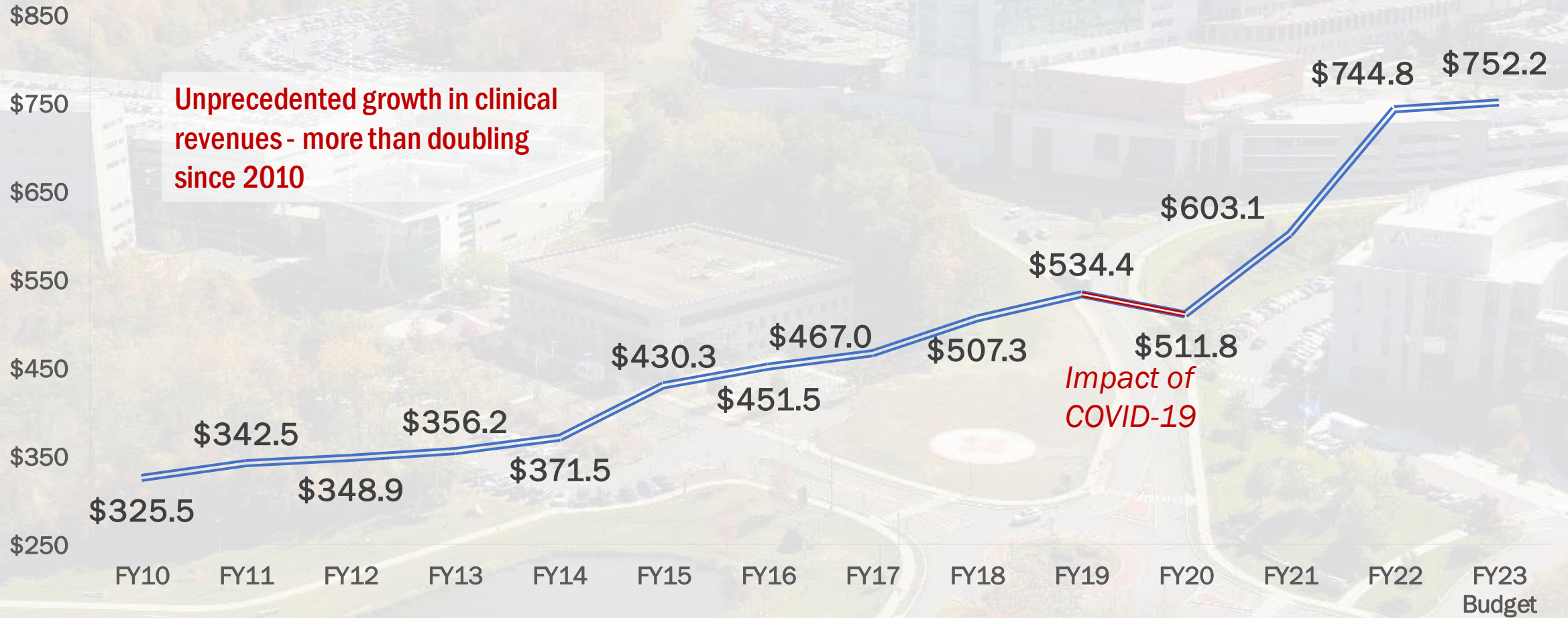
**56%**

of patient visits to the UConn Health Dental Clinics are Medicaid clients (locations in Farmington, West Hartford and Storrs)



# UConn Health Net Patient Revenue

JDH, UMG, DENTAL CLINICS AND SPECIALTY PHARMACY



# UConn 2000 Capital Program



Incredible Return on  
Investment



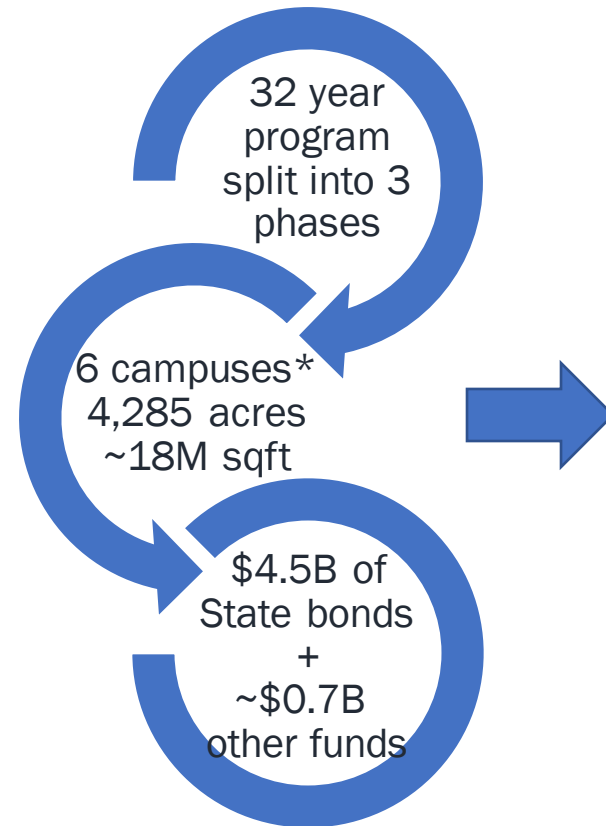
# UConn 2000 Overview

## UConn ROI:

- Undergrad enrollment increased by 9,409 students (64%) since 1995
- Undergrad STEM enrollment increased by 38% since 2012
- Applications have reached over 47,000
- Over 53% of all engineering graduates in Connecticut are from UConn

## UConn Health ROI:

- Served as the catalyst to the expansion of the bioscience industry in the region and state
- Medicine and Dental Medicine enrollment increased by 30%
- Increased access to patient care with 7-9% increase in volumes and unprecedented clinical revenue growth of 60% since 2013
- Research awards have grown to \$317M over past five years
- Small start-up business incubator space doubled & consistently at capacity



\*Storrs, Avery Point, Farmington, Hartford, Stamford, Waterbury

**Nearly \$4.7B in capital expenditures since FY96 from all fund sources**

Capital Expenditures (\$M)	
\$3,687.6	State-supported UConn 2000 GO Bonds
259.6	Other State-supported bonds (i.e. Tech Park, Waterbury)
341.6	UConn-supported Special Obligation bonds
446.2	Non-State funds (i.e. UConn operating funds, gifts)
<b>\$4,735.0M Total Expenditures (as of 12/31/22)</b>	

# UConn 2000 State General Obligation Bonds

UConn 2000 State supported general obligation bonds have funded the majority of the capital program.

Bonding Schedule (\$M)		Phase I	Phase II	Phase III	Status
UConn	FY96-FY99	\$382.0			Complete
UConn	FY00-FY05		\$580.0		
21 <sup>st</sup> Century UConn	FY05-FY14			\$627.2	
Bioscience CT	FY05-FY19			825.9	
<b>NextGenCT</b>	<b>FY15-FY27</b>			<b>1,855.8</b>	Active
UConn Health	FY22			25.0	
<b>Total</b>		<b>\$4,295.9</b>			

Only \$151.7M remains in the NextGenCT initiative over the next four years (FY24-FY27).

<b>FY23</b>	<b>\$125.1</b>
FY24	\$84.7
FY25*	\$44.0
FY26	\$14.0
FY27	\$9.0

\*HB6671 transferred \$12M to the Department of Economic and Community Development to support establishment of a Center for Sustainable Aviation.

# UCONN 2000 Capital Program Structure

## Program Structure:

- Project list in law with annual bond cap authority
- Annual request to Governor to allocate bonds against statutory authority
- Authority delegated to Board of Trustees & University administers program
- State Treasurer & University issue GO bonds as cashflow needed
- Semi-annual reports to the State and Annual audit

## Board of Trustee Process:

- Approval of annual capital budget plan, project list & indentures
- List triggers expenditure plan
  - Projects  $\geq$ \$500k approved at Planning, Design, Final stages by Board;
  - projects  $<$ \$500K approved by Senior Leadership
- Program & planning adjustments via phasing schedule & indenture changes are ongoing

The UCONN 2000 program has rigorous oversight and audits, Board of Trustee and Executive approvals, biannual reporting to the General Assembly, and regular project scope and budgetary reviews



# UConn 2000 Capital Program Challenges



## COVID impact:

Workforce – limitations, interruptions or unavailability; materials - increasing production timelines, shortages and prices.



## Economy:

Significant escalation of ~15-20% annually year/year which will likely moderate but not down to the 4% budgeted in the near future.



## Project priorities:

Increased costs result in reduced project scopes; future funding insufficient for priority projects.

# Next Generation Connecticut Overview

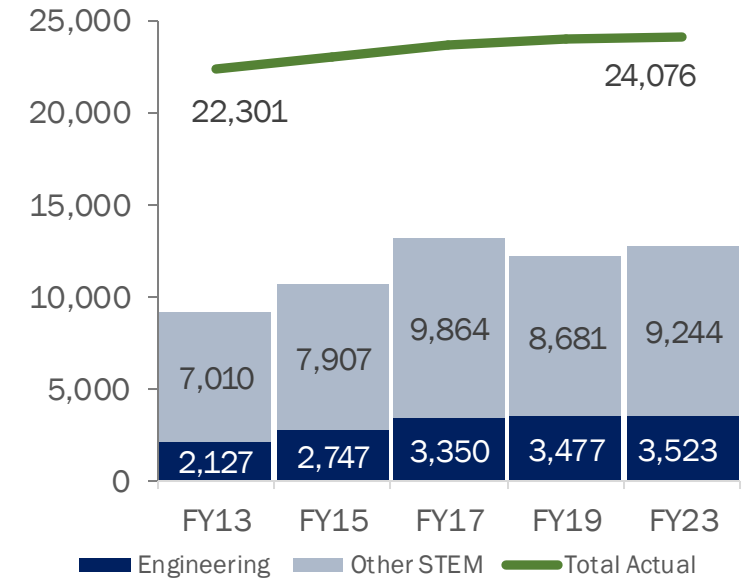
UConn's campuses continue to be transformed by the modernization, rehabilitation, and expansion of the University's physical plant through the NextGen CT initiative.



Approved in 2013, NextGenCT is an ambitious plan (FY15-FY27) to improve UConn's STEM capabilities. Specifically, the initiative is designed to:

- Build STEM facilities including classrooms, equipment, and laboratories
- Upgrade aging infrastructure to accommodate faculty and students
- Hire new faculty & enroll more undergraduates primarily in STEM areas (dependent on new state operating funds)
- Increase research and innovation

Undergraduate Enrollment



Undergrad STEM enrollment increased by **40%** since FY13; Engineering enrollment increased 66% to 3,523

# Next Generation Connecticut: Tech Talent Pipeline

UConn is the primary engine that feeds the tech talent pipeline in the State to support innovation and economic growth.

The Connecticut Department of Labor expects a 17% overall increase in engineering employment between 2016 and 2026.

- UConn produces over **53%** of all the engineering graduates in Connecticut
- A recent survey shows nearly **99%** of UConn Engineering graduates are either employed or continuing their education within 6 months of their graduation

	Fall 2022 Actual	Change from FY13	
First Year Applications: Total	43,102	11,739	+37%
Storrs Undergraduates: STEM	10,977	2,665	+33%
Storrs Undergraduates: Total	18,768	1,389	+8%
Undergraduates: Total	23,745	2,070	+9%
Graduate: Total	6,533	714	+12%
Bachelor's Degrees: STEM (FY22)	2,989	602	+25%
Bachelor's Degrees: Total (FY22)	5,390	268	+5%
Masters & Doctoral Degrees: STEM (FY22)	650	58	+10%
Masters & Doctoral Degrees: Total (FY22)	2,055	188	+10%

# Major UConn Projects Completed



**UConn Hartford Campus**

**\$139M**

3 bldgs. 215,000 square feet  
Completed August 2017



**Werth Residence Hall**

**\$95.8M**

212,000 square feet, 730 beds  
Completed August 2016



**Engineering and Science Building**

**\$92.5M**

115,000 square feet  
Completed October 2017



**Student Recreation Center**

**\$97.1M**

191,000 square feet  
Completed August 2019



**Gant Building Renovation Phase I-II**

**~\$170M**

200,000 square feet  
Completed August 2019, May 2021

**Fine Arts Production Facility**

**\$35.5M**

30,000 square feet  
Completed April 2020

**Monteith Building Renovation**

**\$23.7M**

73,000 square feet  
Completed August 2016

**Putnam Refectory Renovation**

**\$18.7M**

42,000 square feet  
Completed August 2016

**Supplemental Utility Plant**

**~\$67M**

40,000 square feet  
Completed November 2022

**STEM Research Center Science 1**

**~\$220.1M**

200,000 square feet  
Est Completion spring 2023

# Bioscience Connecticut Projects Completed

Making Connecticut a Leader in Bioscience



## New Hospital Tower

169 private patient rooms; New & expanded ED; New operating suite; 400-car staff and patient garages.

Cost:~ \$324M  
Opened: May 2016



## Education Construction

Addition/renovations to Academic bldg. Allowed for 30% enrollment growth in Medical and Dental schools.

Cost:~ \$36M  
Opened: May 2017



## Outpatient Pavilion

306,000 square-foot, state-of-the-art clinical building; 1,400-car parking garage.

Private financing: TIAA \$203M  
Clinic Opened: Jan 2015 Garage  
Opened: Nov 2013



## Jackson Laboratory

New research facility dedicated to personalized medicine, collaborating with regional universities and hospitals.

Opened: Oct. 2014

---

## Clinical Renovations

Renovation and expansion of the Pat and Jim Calhoun Cardiology Center; Renovation of multi-specialty clinics.

Completed: May 2019

## Dental Care Center

Renovation/expansion of clinical facilities for the School of Dental medicine; 174 treatment rooms.

Completed: May 2019

## Research Space Renovation

Renovated 205,000 of 280,000 square feet of existing UCH laboratories/research facilities.

Cost:~ \$116M  
Completed: May 2017

## Incubator Lab Addition

28,000 square-foot laboratory addition to Cell & Genome Sciences Building to foster new bioscience and biotech business startups.

Cost:~ \$19M  
Completed: Jan 2016



# UConn Facilities Summary

**\$6.5B** REPLACEMENT  
VALUE:

**340** BUILDINGS

**12.1** MILLION  
SQUARE FEET

**4,075** ACRES ON  
6 SITES

**427** MAINTAINED  
ACRES

**2** PARKING  
GARAGES



Housing Stock Requires  
Rehabilitation and  
Replacement

**Deferred Maintenance  
Needs over 10 years:  
\$1.2B\***

46% of UConn space is 25-50 years old and considered high risk:

- Major envelope & mechanical life cycles due
- Major building components past due; failures are possible

\*Excludes underground infrastructure.

# Existing Conditions at UConn

## Torrey Life Sciences Building

**\$600k** average capital maintenance expenditures per year



Envelope & Building Infrastructure Failures



# UConn Health Facilities Summary

**Deferred Maintenance  
Needs over 10 years:  
\$322M**

REPLACEMENT  
VALUE

**\$1.6B**



**3**

PARKING  
GARAGES

**PARKING SPACES:**

2,300

Garages

2,940

Surface Lots

**210**

ACRES ON  
3 SITES

**26**

BUILDINGS

**3.7**

MILLION  
SQUARE FEET

# Existing Conditions at UConn Health



Failed Chilled Water Pump



Original water heater – 1975



Aged & reworked hot water pumps

# UConn Health Deferred Maintenance

**\$65M** of new capital funds were authorized in FY22 and FY23 for the first time since 2018

**\$230M** of additional capital funds are needed to address the Deferred Maintenance needs identified in the Facilities Condition Assessment

	FY22 UCONN 2000 GO Bonds	FY23 State GO Bonds
Protect Physical Assets	\$3.0	\$7.8
Address Safety & Building/Fire Code Issues	4.0	4.6
Replace Building System Components	8.0	9.5
Infrastructure Upgrades	10.0	18.1
<b>Total</b>	<b>\$25.0M</b>	<b>\$40.0M</b>

**Thank you!**

# Faculty Innovators

The Innovation Faculty Hires and Entrepreneurial Ecosystem initiative (PA 21-111) included \$46.1M over five years to hire faculty to create new business ventures & expand our entrepreneurial ecosystem.

Program Costs (\$M)	Year 1	Year 2	Year 3	Year 4	Year 5	Year 6
New GO Bonds	\$6.5	\$11.7	\$14.5	\$9.2	\$4.2	\$0
UConn Funds		0.3	1.0	2.3	3.3	3.8
<b>Total</b>	<b>\$6.5</b>	<b>\$12.0</b>	<b>\$15.5</b>	<b>\$11.5</b>	<b>\$7.5</b>	<b>\$3.8</b>
New Faculty	2	4	4			

- UConn will fund \$6.8M over five years and \$3.8M annually after year five
- The first two years of funding - \$18.2M – has been formally requested from the State (Bond Commission)

# Biennial State Capital Request

UConn requested funds be added to the UCONN 2000 Phase III capital funding program for FY24 and FY25 as part of the biennial budget process.

<b>UCONN 2000 Capital Request</b>	<b>FY24</b>	<b>FY25</b>
New Science 2 + Torrey Demo	25.0	295.0
<b>UConn Subtotal</b>	<b>\$25.0</b>	<b>\$295.0</b>
Deferred Maintenance	30.0	30.0
Information Technology Security & Equipment	3.0	3.0
<b>UConn Health Subtotal</b>	<b>\$33.0</b>	<b>\$33.0</b>
<b>Total UCONN 2000 Request</b>	<b>\$58.0</b>	<b>\$328.0</b>







**University of Connecticut**  
**Finance, Revenue & Bonding: General Obligation Bonding Subcommittee Questions**  
**March 15, 2023**

UConn Programs	Unallocated						
	Balance 1/1/23	Agency FY 24	Agency FY 25	Gov FY 24	Gov FY 25	Prior FY 24	Prior FY 25
Health Center - Deferred Maintenance	-	30,000,000	30,000,000	30,000,000	30,000,000		
Health Center - System telecommunications infrastructure upgrades, improvements and expansions		3,000,000	3,000,000	3,000,000	3,000,000		
New Science 2 Building and demo of Torrey Life Sciences Building		25,000,000	295,000,000				
Research Faculty Recruitment and Hiring Program - PRIOR	18,189,200			14,489,200	9,220,000	14,489,200	9,220,000
UCONN 2000 - PRIOR	-			84,700,000	56,000,000	84,700,000	56,000,000
<b>Total</b>	<b>18,189,200</b>	<b>58,000,000</b>	<b>328,000,000</b>	<b>132,189,200</b>	<b>98,220,000</b>	<b>99,189,200</b>	<b>65,220,000</b>

1. Do you need the unallocated balance? **Yes**
  - a. If so, for what purpose? **The funds were formally requested on February 4, 2022 to support the Innovation Faculty Hires and Entrepreneurial Ecosystem Initiative.**
  - b. Within what time frame? **The initiative will begin as soon as funds are allocated.**
  
2. Are the unallocated funds obligated, designated, or otherwise attached to projects, or are funds available for future needs as they arise? **The funds are designated to support faculty compensation, lab infrastructure and equipment, proof of concept funds, seed funding, venture capital, marketing and development and other aspects of a robust entrepreneurial ecosystem.**
  - a. If attached to projects, please provide information on the projects.
  
3. Allocation of Funds
  - a. When was the last time funds for the program were allocated, if ever? **No funds allocated yet.**
  - b. Have the funds been requested for allocation by the bond commission? If so, how much and when? **Yes. \$18.2M requested on February 4, 2022.**
  
4. What impediments, if any, have there been in accessing and using the unallocated bond funds? **The initiative is on hold until the Bond Commission allocates funding.**
  
5. If new or increased bond authorizations have been proposed for FY 24 or FY25, what expansion or increase of projects is expected and how quickly are the new funds anticipated to be needed?

Current Statute	UCONN 2000	Research Faculty
FY24	\$84,700,000	\$14,489,200
FY25*	\$44,000,000	\$9,220,000
FY26	\$14,000,000	\$4,201,600
FY27	\$9,000,000	

\*HB6671 transferred \$12M to the Department of Economic and Community Development to support establishment of a Center for Sustainable Aviation.

UConn requested the Governor’s bonding proposal include \$320 million in FY24 (\$25M) and FY 25 (\$295M) to be added to the UCONN 2000 Phase III capital funding program to demolish the Torrey Life Sciences Building and Greenhouses and construct a new Science 2 Building. While disappointed this funding was not included, we are focusing our efforts on restoring funding to our operating budget requests and may revisit this capital request next legislative session.

UConn Health requested additional capital funding to address critical deferred maintenance and IT needs. The amount requested is \$33.0 million per year for FY24 and FY25 in bond funds under the UCONN 2000 Phase III program for

critical deferred maintenance and IT. We are grateful the Governor’s proposal includes this funding (we note for you here, the funding is not added to the UCONN 2000 Capital Program and will require approval by the state bond commission to access the funds).

<b>UConn Health Request</b>	<b>FY24</b>	<b>FY25</b>
Deferred Maintenance	\$30,000,000	\$30,000,000
Information Technology	\$3,000,000	\$3,000,000
<b>Total</b>	<b>\$33,000,000</b>	<b>\$33,000,000</b>

**University of Connecticut**  
**Capital Project Expenditure Report: UConn 2000 Funded Projects - All Funding Sources**  
**Fiscal Year 2023 as of 2/28/2023**

Project Name	Current Funded Budget*	Total Project Expenditures	Project Status	Fiscal Year to Date Expenditures By Funding Source			
				Total Fiscal Year Expenditures	UConn 2000 Bonds	University Operating	Other Funding**
<b>Storrs and Regional Campuses</b>							
<b>Academic and Research Facilities</b>							
Academic & Research Facilities - Gant Building Renovations - STEM	169,827,606	148,777,173	Construction	1,728,109	1,728,109		
Academic & Research Facilities - STEM Research Center Science 1	220,000,000	153,174,617	Substantially Complete	28,883,680	28,883,680		
<b>Academic and Research Facilities Total</b>				<b>30,611,789</b>	<b>30,611,789</b>	-	-
<b>Deferred Maintenance/Code Compliance/ADA Compliance/Infrastructure Improvements &amp; Renovation Lump Sum and Utility, Administrative and Support Facilities</b>							
Active Transportation Plan Study	100,000	97,696	Planning/Design	33,565	33,565		
B4 Steam Vault Replacement	7,700,000	4,853,218	Construction	4,740,213	965,312	3,774,901	
Boiler Plant Equipment Replacement and Utility Tunnel Connection	40,000,000	29,043,678	Construction	5,133,593	5,133,593		
Campus Wayfinding 2022	300,000	228,540	Substantially Complete	228,540	228,540		
CUP Equipment Replacement and Pumping Improvements	23,000,000	14,715,059	Substantially Complete	8,003	8,003		
Depot Campus School of Engineering Club Relocation	93,014	44,709	Construction	3,840	3,809	31	
EH&S Building Interior Upgrades (TL2389)	149,783	114,963	Substantially Complete	39,421	39,421		
Engineering II 205 Renovation (TL2377)	268,656	206,119	Substantially Complete	99,863	2,759	97,104	
Eversource Second Electrical Feed - Planning	3,000,000	375,808	Planning/Design	178,078	178,078		
Field House - Old Recreation Center Renovation	3,000,000	1,140,402	Planning/Design	651,464	(488,938)	1,140,402	
Fenton River Well Field & Road Repair	450,000	199,008	Planning/Design	25,055	25,055		
Fine Arts - Krenicki Institute Renovation (TL2304)	457,000	440,273	Substantially Complete	1,876	2,895		(1,019)
Gilbert Road Site Preparation	6,600,000	1,372,521	Construction	821,585	821,585		
I-Lot Improvements	7,000,000	5,748,195	Substantially Complete	3,215,919	3,215,919		
Jones Annex Renovation	940,000	178,570	Planning/Design	98,174	98,174		
McMahon / 2019 Hillside Rd - Events & ISSS Renovation (TL2402)	454,775	322,381	Substantially Complete	180,172	180,172		
Mirror Lake Improvements	2,600,000	2,006,414	Planning/Design	782,177	782,177		
N. Eagleville Road and Discovery Drive Intersection Improvements	3,000,000	53,070	Construction	8,663	8,663		
North Eagleville Road East Steam Repair	650,000	456,681	Substantially Complete	19,781	19,781		
North East Residence Halls - Security Camera System	1,471,333	1,471,333	Completed	110,228	110,228		
Northwest Quad - Science 1 - Site Improvements & Tunnel Phase II	56,000,000	40,539,389	Substantially Complete	5,716,187	5,716,187		
Northwest Science Quad Supplemental Utility Plant	67,000,000	55,861,589	Substantially Complete	4,837,855	4,837,855		
Public Safety Building Improvements	7,750,000	6,491,685	Substantially Complete	1,422,835	1,422,835		
Public Safety Risk Assessment and Design Guideline	200,000	102,067	Planning/Design	100,420	100,420		
South Campus Infrastructure	11,000,000	2,583,673	Construction	2,213,984	2,213,984		
Spring Manor Farm Demolition Mitigation	75,000	42,665	Substantially Complete	2,715	2,715		
Stamford Abutting Property Restoration	2,500,000	1,744,410	Substantially Complete	2,480	2,480		
Stamford Campus Garage - Demolition	10,000,000	8,924,562	Substantially Complete	10,314	10,314		
Student Union Cultural Center Renovation	180,000	86,026	Construction	34,459	34,459		
Torrey Life Sciences 2nd Floor Biology Renovation (TL2314)	806,634	806,634	Completed	35,682	35,682		
Torrey Life Sciences 415 & 417 Lab Renovations (TL2325)	113,286	113,286	Completed	113,286	113,286		
Torrey Life Sciences Building Evaluation Study	175,000	163,770	Planning/Design	60,976	60,976		
UCFM Code Remediation - Williams Health Services Building	197,263	197,263	Completed	515	515		
UConn 2000 Code Remed - Stamford Downtown Relocation	22,000,000	15,024,504	Construction	4,645,163	4,645,163		
UConn Stamford Mill River Remediation	450,000	204,304	Planning/Design	116,811	116,811		
University Athletic District Development (a.k.a. Stadia)	88,961,925	87,350,717	Substantially Complete	11,440	11,440		
UPDC Relocation (TL2399)	960,000	881,838	Substantially Complete	169,870	169,870		
UTEB SoE Faculty Offices Renovation (TL2378)	93,822	93,822	Completed	11,010	11,010		
William H Hall Building SoE 4th Floor Renovation (TL2417)	154,230	154,230	Completed	119,043	71,287	47,756	
<b>DM/Code/ADA/Infrastructure/Renovation/Utility/Administrative/Support Facilities Total</b>				<b>36,005,255</b>	<b>30,946,080</b>	<b>5,060,194</b>	<b>(1,019)</b>
<b>Equipment, Library Collections &amp; Telecommunications - Phase III</b>							
Academic Capital Equipment	28,121,636	25,038,184	Underway	455,913	455,913		
ITS Capital Equipment	28,720,366	26,874,331	Underway	1,300,268	1,300,268		
Kuali Cloud Implementation	700,000	138,063	Underway	138,063	138,063		
Public Safety Capital Equipment	19,893,750	18,249,890	Underway	925,477	925,477		
Wired Access Layer (ITS) - Phase 1	3,632,326	3,532,323	Substantially Complete	5,935	5,935		
Wired Access Layer (ITS) - Phase 2	4,200,000	3,919,134	Substantially Complete	274,080	274,080		
Wired Access Layer (ITS) - Phase 3	4,000,000	2,793,572	Construction	2,644,691	2,644,691		
Wired Access Layer (ITS) - Phase 4	2,000,000	7,053	Construction	7,053	7,053		
<b>Equipment, Library Collections &amp; Telecommunications - Phase III Total</b>				<b>5,751,480</b>	<b>5,751,480</b>	-	-
<b>Residential Life Facilities</b>							
Res Life Facilities - Mansfield Apartments Redevelopment	12,000,000	4,907,379	Planning/Design	3,851,214	3,851,214		
Res Life Facilities - South Campus Residence Halls Improvements	64,633,990	11,752,885	Construction	8,967,746	8,967,746		
<b>Residential Life Facilities Total</b>				<b>12,818,960</b>	<b>12,818,960</b>		
<b>Sub Total - Storrs &amp; Regional Campuses:</b>				<b>85,187,484</b>	<b>80,128,309</b>	<b>5,060,194</b>	<b>(1,019)</b>

**University of Connecticut**  
**Capital Project Expenditure Report: UConn 2000 Funded Projects - All Funding Sources**  
**Fiscal Year 2023 as of 2/28/2023**

Project Name	Current Funded Budget*	Total Project Expenditures	Project Status	Fiscal Year to Date Expenditures By Funding Source			
				Total Fiscal Year Expenditures	UConn 2000 Bonds	University Operating	Other Funding**
<b>UConn Health Center (UConn 2000 Funding Only)</b>							
<b>Def Mtn/Code &amp; ADA Cmp/Inf Imp &amp; Reno Lump Sum/UA&amp;S Fac-UCHC</b>							
UChC Deferred Maintenance	76,959,697	50,781,234	Construction	363,821	363,821		
<b>Def Mtn/Code &amp; ADA Cmp/Inf Imp &amp; Reno Lump Sum/UA&amp;S Fac-UCHC Total</b>				<b>363,821</b>	<b>363,821</b>	-	-
<b>Equipment, Library Collections &amp; Telecommunications-UCHC</b>							
UChC Capital Equipment	74,399,314	73,793,885	Underway	110,116	110,116		
<b>Equipment, Library Collections &amp; Telecommunications-UCHC Total</b>				<b>110,116</b>	<b>110,116</b>	-	-
<b>Sub Total - UConn Health Center (UConn 2000 Funding Only):</b>				<b>473,937</b>	<b>473,937</b>	-	-
<b>Total - Storrs, Regional Campuses and UConn Health Center - Current Year Expenditures:</b>				<b>\$ 85,661,421</b>	<b>\$ 80,602,246</b>	<b>\$ 5,060,194</b>	<b>\$ (1,019)</b>
<b>Adjustment for Transfers Between Fund Sources***:</b>				<b>\$ -</b>	<b>\$ 488,938</b>	<b>\$ (488,938)</b>	<b>\$ -</b>
<b>Adjusted Total - Storrs, Regional Campuses and UConn Health Center - Current Year Expenditures:</b>				<b>\$ 85,661,421</b>	<b>\$ 81,091,184</b>	<b>\$ 4,571,256</b>	<b>\$ (1,019)</b>

\* - Current Funded Budget may be less than the approved budget, and represents the current funding available for the project

\*\* - Other funding sources include State Bond Funds, Gifts, Grants and Federal Funds

\*\*\* - Per Capital Projects Policies and Procedures, transfers between funding sources may occur periodically, as determined necessary by the Office of Budget and Planning and approved by the Board of Trustees, if necessary. If a current period transfer captures expenses paid in a previous fiscal year, a negative balance occurs in the report. This adjustment corrects for prior year expenditures in the current year transfers.