




December 11, 2019

TO: Members of the Board of Trustees
FROM: Scott A. Jordan 
Executive Vice President for Administration and Chief Financial Officer
RE: Fall 2020-Spring 2025 Tuition Plan for University of Connecticut, Storrs and Regional Campuses

RECOMMENDATION:

The Administration recommends that the Board of Trustees approve the attached Five-Year Tuition Plan for Fiscal Years 2021 – 2025, which will apply to all undergraduate and graduate tuition-based programs excluding School of Law.

This plan develops the proposed increases based on a number of factors. First, it starts with prior year’s tuition and adds inflation. Second, it adjusts based on how state fiscal actions impact the University, including, but not limited to, direct state funding, indirect state funding such as fringe benefit reimbursement, unfunded mandates, and labor agreements agreed to, but not funded by the state. Finally, it adds \$100 to support improvements that maintain institutional excellence.

Also, the Administration recommends setting tuition for scholarship and waiver programs, including but not limited to, teaching assistants, research assistants, resident assistants, employees and dependents, athletes, veterans, and senior citizens, at the in-state tuition rate.

RESOLUTION:

“Be it resolved that the University’s tuition for Fiscal Years 2021 – 2025 shall be set according to the attached Five-Year Tuition Plan and Rate Schedule, provided that in the event of a change in state support, the Administration shall propose a revised schedule to the Board of Trustees, and that the tuition rate for scholarship and waiver programs shall be set at the in-state tuition rate.”

BACKGROUND:

In setting tuition, UConn seeks to balance the need for financial resources sufficient to continue to provide high quality educational experiences for our students, with our public mission to remain accessible and affordable to Connecticut residents.

In this plan, we propose to set tuition following a methodology that takes into account several factors: 1) inflation, based on the Higher Education Price Index (HEPI), 2) changes in state support for the University, such as the level of block grant funding, fringe benefit reimbursement and expense, and other mandated changes, and 3) a flat \$100 annual increase to support improvements that maintain institutional excellence.

Following this formula, based on our current level of state funding and a HEPI rate of 2.8%, we project tuition increases as follows, over the next five years:

<u>Fiscal Year</u>	<u>Tuition Increase</u>
2021	\$608
2022	\$625
2023	\$642
2024	\$660
2025	\$679

On an annual basis, these increases are the lowest in four years. By comparison, our last four-year plan raised in-state tuition from \$700 to \$950, and out-of-state tuition \$950 to \$1,250 every year.

Furthermore, the multi-year planning approach is meant to facilitate planning for students and their families. However, given the average time to degree of 4.2 years, some students graduate in five years, and previously, if a freshmen began in the third year of the four-year plan, they would only know what their tuition would be for two years. Thus, the Administration recommends a five-year planning approach, and intends to update the fifth year of the five-year plan each year to provide each new cohort of freshmen with a full view of the tuition they will face until graduation.

Revenue collected from the increased tuition will help UConn compensate for level state funding in the face of rising costs, particularly contractually mandated personnel costs. Since FY16, the State block grant has been cut \$40 million and is currently at the 2005 rate. In addition, contractual salary increases and higher fringe rates have continued to drive University expenses. In FY21, the first year of the proposed plan, mandated salary increases and related fringe benefits are estimated to increase personnel costs by \$36.9 million. As tuition increases alone will not completely offset these additional operating costs, the University will continue to work towards reducing costs and growing other non-tuition revenues. Cost-cutting measures will likely include hiring restrictions and workforce reductions. This will be done in a careful and strategic manner to align to our mission and protect our academic quality.

As the University increases tuition, additional financial aid funds will be set aside to assist students and families in need. UConn continues to invest significantly in financial aid in order to keep the University affordable and accessible. The current year's budget has about \$123.4 million set aside to fund institutional aid that students do not have to repay, a 26% increase over the last three years. Under the proposal, institutional aid would increase \$6.6 million to \$130.0 in FY21.

UNIVERSITY OF CONNECTICUT
Undergraduate Schedule of Full-time Tuition and Common Fees

	FY20			FY21 Proposed		
	<u>Resident</u>	<u>Non-Resident</u>	<u>NE Regional</u>	<u>Resident</u>	<u>Non-Resident</u>	<u>NE Regional</u>
STORRS						
Tuition	\$ 13,798	\$ 36,466	\$ 22,816	\$ 14,406	\$ 37,074	\$ 23,424
General University Fee	1,380	1,380	1,380	1,380	1,380	1,380
Student Health Services	580	580	580	580	580	580
Student Recreation Center Fee	500	500	500	500	500	500
Infrastructure Maintenance Fee	468	468	468	468	468	468
Connecticut Daily Campus Fee	20	20	20	20	20	20
Student Government Fee	96	96	96	96	96	96
WHUS Fee	18	18	18	18	18	18
UConn TV	10	10	10	10	10	10
Student Union Fee	46	46	46	46	46	46
Technology Fee	150	150	150	150	150	150
Transit Fee	160	160	160	160	160	160
Total, Commuting Student	\$ 17,226	\$ 39,894	\$ 26,244	\$ 17,834	\$ 40,502	\$ 26,852
Room Fee (Double)	7,238	7,238	7,238	7,238	7,238	7,238
Board Fee ^(A)	6,020	6,020	6,020	6,020	6,020	6,020
Total, Dormitory Student	\$ 30,484	\$ 53,152	\$ 39,502	\$ 31,092	\$ 53,760	\$ 40,110
EVERETT						
Tuition	\$ 13,798	\$ 36,466	\$ 22,816	\$ 14,406	\$ 37,074	\$ 23,424
General University Fee	112	112	112	112	112	112
Infrastructure Maintenance Fee	468	468	468	468	468	468
Student Government	70	70	70	70	70	70
Transit Fee	40	40	40	40	40	40
Technology Fee	150	150	150	150	150	150
Total	\$ 14,638	\$ 37,306	\$ 23,656	\$ 15,246	\$ 37,914	\$ 24,264
HARTFORD						
Tuition	\$ 13,798	\$ 36,466	\$ 22,816	\$ 14,406	\$ 37,074	\$ 23,424
General University Fee	112	112	112	112	112	112
Infrastructure Maintenance Fee	468	468	468	468	468	468
Student Government	60	60	60	60	60	60
Transit Fee	40	40	40	40	40	40
Technology Fee	150	150	150	150	150	150
Total	\$ 14,628	\$ 37,296	\$ 23,646	\$ 15,236	\$ 37,904	\$ 24,254

(A) Board fee represents the value meal plan
Fees, including Room and Board will be set in Spring 2020

UNIVERSITY OF CONNECTICUT
Undergraduate Schedule of Full-time Tuition and Common Fees

	FY20			FY21 Proposed		
	<u>Resident</u>	<u>Non-Resident</u>	<u>NE Regional</u>	<u>Resident</u>	<u>Non-Resident</u>	<u>NE Regional</u>
STAMFORD						
Tuition	\$ 13,798	\$ 36,466	\$ 22,816	\$ 14,406	\$ 37,074	\$ 23,424
General University Fee	112	112	112	112	112	112
Infrastructure Maintenance Fee	468	468	468	468	468	468
Student Government	80	80	80	80	80	80
Transit Fee	40	40	40	40	40	40
Technology Fee	150	150	150	150	150	150
Total, Commuting Student	\$ 14,648	\$ 37,316	\$ 23,666	\$ 15,256	\$ 37,924	\$ 24,274
Room Fee (Stamford Rate 1 - Shared Bedroom)	\$10,554	\$10,554	\$10,554	\$0	\$0	\$0
Total, Dormitory Student	\$ 25,202	\$ 47,870	\$ 34,220	\$ 15,256	\$ 37,924	\$ 24,274
WATERBURY						
Tuition	\$ 13,798	\$ 36,466	\$ 22,816	\$ 14,406	\$ 37,074	\$ 23,424
General University Fee	112	112	112	112	112	112
Infrastructure Maintenance Fee	468	468	468	468	468	468
Student Government	70	70	70	70	70	70
Transit Fee	40	40	40	40	40	40
Technology Fee	150	150	150	150	150	150
Total	\$ 14,638	\$ 37,306	\$ 23,656	\$ 15,246	\$ 37,914	\$ 24,264
PHARMACY (Pharm. D.)						
Tuition	\$ 26,630	\$ 54,802	\$ 45,268	\$ 27,238	\$ 55,410	\$ 45,876
General University Fee	1,380	1,380	1,380	1,380	1,380	1,380
Student Health Services	580	580	580	580	580	580
Student Recreation Center Fee	500	500	500	500	500	500
Infrastructure Maintenance Fee	468	468	468	468	468	468
Connecticut Daily Campus Fee	20	20	20	20	20	20
Student Government Fee	96	96	96	96	96	96
WHUS Fee	18	18	18	18	18	18
UConn TV	10	10	10	10	10	10
Student Union Fee	46	46	46	46	46	46
Technology Fee	150	150	150	150	150	150
Transit Fee	160	160	160	160	160	160
Total, Commuting Student	\$ 30,058	\$ 58,230	\$ 48,696	\$ 30,666	\$ 58,838	\$ 49,304
Room Fee (Double)	7,238	7,238	7,238	7,238	7,238	7,238
Board Fee ^(A)	6,020	6,020	6,020	6,020	6,020	6,020
Total, Dormitory Student	\$ 43,316	\$ 71,488	\$ 61,954	\$ 43,924	\$ 72,096	\$ 62,562

(A) Board fee represents the value meal plan
Fees, including Room and Board will be set in Spring 2020

UNIVERSITY OF CONNECTICUT
Graduate Schedule of Full-time Tuition and Common Fees

	FY20			FY21 Proposed		
	<u>Resident</u>	<u>Non-Resident</u>	<u>NE Regional</u>	<u>Resident</u>	<u>Non-Resident</u>	<u>NE Regional</u>
STORRS						
Tuition	\$ 16,300	\$ 38,212	\$ 27,196	\$ 16,908	\$ 38,820	\$ 27,804
General University Fee	882	882	882	882	882	882
Student Health Services	580	580	580	580	580	580
Student Recreation Center Fee	400	400	400	400	400	400
Infrastructure Maintenance Fee	468	468	468	468	468	468
Student Activity Fee	32	32	32	32	32	32
Graduate Matriculation Fee	84	84	84	84	84	84
Transit Fee	160	160	160	160	160	160
Technology Fee	150	150	150	150	150	150
Total, Commuting Student	\$ 19,056	\$ 40,968	\$ 29,952	\$ 19,664	\$ 41,576	\$ 30,560
Room Fee	\$8,868	\$8,868	\$8,868	\$0	\$0	\$0
Board Fee ^(A)	\$6,020	\$6,020	\$6,020	\$6,020	\$6,020	\$6,020
Total, Dormitory Student	\$ 33,944	\$ 55,856	\$ 44,840	\$ 25,684	\$ 47,596	\$ 36,580
STORRS-DPT (PHYSICAL THERAPY)						
Tuition	\$ 21,758	\$ 43,688	\$ 32,642	\$ 22,366	\$ 44,296	\$ 33,250
General University Fee	882	882	882	882	882	882
Student Health Services	580	580	580	580	580	580
Student Recreation Center Fee	400	400	400	400	400	400
Infrastructure Maintenance Fee	468	468	468	468	468	468
Student Activity Fee	32	32	32	32	32	32
Graduate Matriculation Fee	84	84	84	84	84	84
Transit Fee	160	160	160	160	160	160
Technology Fee	150	150	150	150	150	150
Total, Commuting Student	\$ 24,514	\$ 46,444	\$ 35,398	\$ 25,122	\$ 47,052	\$ 36,006
Room Fee (Double)	8,868	8,868	8,868	-	-	-
Board Fee ^(A)	6,020	6,020	6,020	6,020	6,020	6,020
Total, Dormitory Student	\$ 39,402	\$ 61,332	\$ 50,286	\$ 31,142	\$ 53,072	\$ 42,026
LAW SCHOOL-Day						
Tuition	\$ 30,354	\$ 61,396	\$ 51,786	\$ 30,354	\$ 61,396	\$ 51,786
General University Fee	112	112	112	112	112	112
Infrastructure Maintenance Fee	468	468	468	468	468	468
Student Activity Fee	164	164	164	164	164	164
Transit Fee	40	40	40	40	40	40
Technology Fee	150	150	150	150	150	150
Total	\$ 31,288	\$ 62,330	\$ 52,720	\$ 31,288	\$ 62,330	\$ 52,720

(A) Board fee represents the value meal plan

UNIVERSITY OF CONNECTICUT
Graduate Schedule of Full-time Tuition and Common Fees

	FY20			FY21 Proposed		
SOCIAL WORK						
Tuition	\$ 16,302	\$ 38,212	\$ 27,196	\$ 16,908	\$ 38,820	\$ 27,804
General University Fee	112	112	112	112	112	112
Infrastructure Maintenance Fee	468	468	468	468	468	468
Graduate Matriculation Fee	84	84	84	84	84	84
Student Activity Fee	50	50	50	50	50	50
Transit Fee	40	40	40	40	40	40
Technology Fee	150	150	150	150	150	150
Total	\$ 17,206	\$ 39,116	\$ 28,100	\$ 17,812	\$ 39,724	\$ 28,708
STAMFORD Ph. D.						
Tuition	\$ 19,800	\$ 38,212	\$ 33,318	\$ 20,408	\$ 38,820	\$ 33,926
General University Fee	112	112	112	112	112	112
Infrastructure Maintenance Fee	468	468	468	468	468	468
Graduate Matriculation Fee	84	84	84	84	84	84
Transit Fee	40	40	40	40	40	40
Technology Fee	150	150	150	150	150	150
Total	\$ 20,654	\$ 39,066	\$ 34,172	\$ 21,262	\$ 39,674	\$ 34,780
LAW SCHOOL-Evening						
Tuition	\$ 22,160	\$ 44,180	\$ 37,440	\$ 22,160	\$ 44,180	\$ 37,440
General University Fee	112	112	112	112	112	112
Infrastructure Maintenance Fee	468	468	468	468	468	468
Student Activity Fee	164	164	164	164	164	164
Transit Fee	40	40	40	40	40	40
Technology Fee	150	150	150	150	150	150
Total	\$ 23,094	\$ 45,114	\$ 38,374	\$ 23,094	\$ 45,114	\$ 38,374
LAW SCHOOL-SJD						
Tuition	\$ 10,538	\$ 18,902	\$ 17,108	\$ 10,538	\$ 18,902	\$ 17,108
General University Fee	112	112	112	112	112	112
Infrastructure Maintenance Fee	468	468	468	468	468	468
Student Activity Fee	164	164	164	164	164	164
Transit Fee	40	40	40	40	40	40
Technology Fee	150	150	150	150	150	150
Total	\$ 11,472	\$ 19,836	\$ 18,042	\$ 11,472	\$ 19,836	\$ 18,042

UNIVERSITY OF CONNECTICUT
Tuition Rates Per Credit

Credits	Undergraduate			Graduate / Social Work			Law - Day Division			Law - Evening Division		
	Resident	Non-Resid	NE Reg	Resident	Non-Resid	NE Reg	Resident	Non-Resid	NE Reg	Resident	Non-Resid	NE Reg
<u>2019-20</u>												
1	575	1,520	951	906	2,123	1,511	1,265	2,559	2,158	1,108	2,209	1,872
2	1,150	3,040	1,902	1,812	4,246	3,022	2,530	5,118	4,316	2,216	4,418	3,744
3	1,725	4,560	2,853	2,718	6,369	4,533	3,795	7,677	6,474	3,324	6,627	5,616
4	2,300	6,080	3,804	3,624	8,492	6,044	5,060	10,236	8,632	4,432	8,836	7,488
5	2,875	7,600	4,755	4,530	10,615	7,555	6,325	12,795	10,790	5,540	11,045	9,360
6	3,450	9,120	5,706	5,436	12,738	9,066	7,590	15,354	12,948	6,648	13,254	11,232
7	4,025	10,640	6,657	6,342	14,861	10,577	8,855	17,913	15,106	7,756	15,463	13,104
8	4,600	12,160	7,608	7,248	16,984	12,088	10,120	20,472	17,264	8,864	17,672	14,976
9	5,175	13,680	8,559	8,150	19,106	13,598	11,385	23,031	19,422	9,972	19,881	16,848
10	5,750	15,200	9,510				12,650	25,590	21,580	11,080	22,090	18,720
11	6,325	16,720	10,461				13,915	28,149	23,738			
12	6,899	18,233	11,408				15,177	30,698	25,893			
annual - full time	13,798	36,466	22,816	16,300	38,212	27,196	30,354	61,396	51,786	22,160	44,180	37,440

Credits	Undergraduate			Graduate / Social Work			Law - Day Division			Law - Evening Division		
	Resident	Non-Resid	NE Reg	Resident	Non-Resid	NE Reg	Resident	Non-Resid	NE Reg	Resident	Non-Resid	NE Reg
<u>2020-21</u>												
1	601	1,545	976	940	2,157	1,545	1,265	2,559	2,158	1,108	2,209	1,872
2	1,202	3,090	1,952	1,880	4,314	3,090	2,530	5,118	4,316	2,216	4,418	3,744
3	1,803	4,635	2,928	2,820	6,471	4,635	3,795	7,677	6,474	3,324	6,627	5,616
4	2,404	6,180	3,904	3,760	8,628	6,180	5,060	10,236	8,632	4,432	8,836	7,488
5	3,005	7,725	4,880	4,700	10,785	7,725	6,325	12,795	10,790	5,540	11,045	9,360
6	3,606	9,270	5,856	5,640	12,942	9,270	7,590	15,354	12,948	6,648	13,254	11,232
7	4,207	10,815	6,832	6,580	15,099	10,815	8,855	17,913	15,106	7,756	15,463	13,104
8	4,808	12,360	7,808	7,520	17,256	12,360	10,120	20,472	17,264	8,864	17,672	14,976
9	5,409	13,905	8,784	8,454	19,410	13,902	11,385	23,031	19,422	9,972	19,881	16,848
10	6,010	15,450	9,760				12,650	25,590	21,580	11,080	22,090	18,720
11	6,611	16,995	10,736				13,915	28,149	23,738			
12	7,203	18,537	11,712				15,177	30,698	25,893			
annual - full time	14,406	37,074	23,424	16,908	38,820	27,804	30,354	61,396	51,786	22,160	44,180	37,440

**UNIVERSITY OF CONNECTICUT
Tuition Rates Per Credit**

Credits	Stamford Ph.D			Pharmacy (Pharm.D.)			Physical Therapy (DPT)			SJD Law		
	Resident	Non-Resid	NE Reg	Resident	Non-Resid	NE Reg	Resident	Non-Resid	NE Reg	Resident	Non-Resid	NE Reg
<u>2019-20</u>												
1	1,100	2,123	1,851	1,480	3,045	2,515	1,209	2,428	1,814	586	1,051	951
2	2,200	4,246	3,702	2,960	6,090	5,030	2,418	4,856	3,628	1,172	2,102	1,902
3	3,300	6,369	5,553	4,440	9,135	7,545	3,627	7,284	5,442	1,758	3,153	2,853
4	4,400	8,492	7,404	5,920	12,180	10,060	4,836	9,712	7,256	2,344	4,204	3,804
5	5,500	10,615	9,255	7,400	15,225	12,575	6,045	12,140	9,070	2,930	5,255	4,755
6	6,600	12,738	11,106	8,880	18,270	15,090	7,254	14,568	10,884	3,516	6,306	5,706
7	7,700	14,861	12,957	10,360	21,315	17,605	8,463	16,996	12,698	4,102	7,357	6,657
8	8,800	16,984	14,808	11,840	24,360	20,120	9,672	19,424	14,512	4,688	8,408	7,608
9	9,900	19,106	16,659	13,315	27,401	22,634	10,879	21,844	16,321	5,269	9,451	8,554
10												
11												
12												
annual - full time	19,800	38,212	33,318	26,630	54,802	45,268	21,758	43,688	32,642	10,538	18,902	17,108
Credits	Stamford Ph.D			Pharmacy (Pharm.D.)			Physical Therapy (DPT)			SJD Law		
	Resident	Non-Resid	NE Reg	Resident	Non-Resid	NE Reg	Resident	Non-Resid	NE Reg	Resident	Non-Resid	NE Reg
<u>2020-21</u>												
1	1,134	2,157	1,885	1,514	3,079	2,549	1,243	2,461	1,848	586	1,051	951
2	2,268	4,314	3,770	3,028	6,158	5,098	2,486	4,922	3,696	1,172	2,102	1,902
3	3,402	6,471	5,655	4,542	9,237	7,647	3,729	7,383	5,544	1,758	3,153	2,853
4	4,536	8,628	7,540	6,056	12,316	10,196	4,972	9,844	7,392	2,344	4,204	3,804
5	5,670	10,785	9,425	7,570	15,395	12,745	6,215	12,305	9,240	2,930	5,255	4,755
6	6,804	12,942	11,310	9,084	18,474	15,294	7,458	14,766	11,088	3,516	6,306	5,706
7	7,938	15,099	13,195	10,598	21,553	17,843	8,701	17,227	12,936	4,102	7,357	6,657
8	9,072	17,256	15,080	12,112	24,632	20,392	9,944	19,688	14,784	4,688	8,408	7,608
9	10,204	19,410	16,963	13,619	27,705	22,938	11,183	22,148	16,625	5,269	9,451	8,554
10												
11												
12												
annual - full time	20,408	38,820	33,926	27,238	55,410	45,876	22,366	44,296	33,250	10,538	18,902	17,108

**UNIVERSITY OF CONNECTICUT
Fee Charges By Credit**

Per Semester														Per Credit						
Credits	Infrastructure Maintenance Fee		General University Fee				Student Rec Center Fee (Storrs Only)		Student Health Services		Technology Fee		Online Fee	Storrs Non-Degree Fall/Spring	Summer, Intercession and Winter Session		June and Winter Term			
	Undergrad	Grad	Storrs Undergrad	Storrs Grad (c)	Off-Campus Grad (a)	Other Reg Campus (a)	Undergrad	Grad	(UG Storrs)	Student Health Services (Grad Storrs)	Undergrad	Grad	Summer / Intercession/ Non-degree	Grad and Non-degree, & all students in intercessions and summer sessions	Undergrad Non-Degree and BGS, BPS	Grad	Undergrad	Grad	Law (b)	
2019-20																				
1	59	59	172	147	56	56	250	200	73	96	75	75	30	20	575	906	575	906	1,112	
2	59	59	172	147	56	56	250	200	73	96	75	75	30	20	1,150	1,812	1,150	1,812	2,224	
3	59	59	172	147	56	56	250	200	73	96	75	75	30	20	1,725	2,718	1,725	2,718	3,336	
4	59	59	172	147	56	56	250	200	73	96	75	75	30	20	2,300	3,624	2,300	3,624	4,448	
5	59	117	172	294	56	56	250	200	73	193	75	75	30	20	2,875	4,530	2,875	4,530	5,560	
6	117	117	345	294	56	56	250	200	145	193	75	75	30	20	3,450	5,436	3,450	5,436	6,672	
7	117	117	345	294	56	56	250	200	145	193	75	75	30	20	4,025	6,342	4,025	6,342	7,784	
8	117	117	345	294	56	56	250	200	145	193	75	75	30	20	4,600	7,248	4,600	7,248	8,896	
9	117	234	345	441	56	56	250	200	145	290	75	75	30	20	5,175	8,150	5,175	8,154	10,008	
10	117	234	345	441	56	56	250	200	145	290	75	75	30	20	5,750		5,750	9,060	11,120	
11	117	234	345	441	56	56	250	200	145	290	75	75	30	20	6,325		6,325	9,966	12,232	
12	234	234	690	441	56	56	250	200	290	290	75	75	30	20	6,899		6,900	10,872	13,344	
13	234	234	690	441	56	56	250	200	290	290	75	75	30	20			7,475	11,778	14,456	
2020-21																				
1	59	59	172	147	56	56	250	200	73	96	75	75	30	20	601	940	601	940	1,112	
2	59	59	172	147	56	56	250	200	73	96	75	75	30	20	1,202	1,880	1,202	1,880	2,224	
3	59	59	172	147	56	56	250	200	73	96	75	75	30	20	1,803	2,820	1,803	2,820	3,336	
4	59	59	172	147	56	56	250	200	73	96	75	75	30	20	2,404	3,760	2,404	3,760	4,448	
5	59	117	172	294	56	56	250	200	73	193	75	75	30	20	3,005	4,700	3,005	4,700	5,560	
6	117	117	345	294	56	56	250	200	145	193	75	75	30	20	3,606	5,640	3,606	5,640	6,672	
7	117	117	345	294	56	56	250	200	145	193	75	75	30	20	4,207	6,580	4,207	6,580	7,784	
8	117	117	345	294	56	56	250	200	145	193	75	75	30	20	4,808	7,520	4,808	7,520	8,896	
9	117	234	345	441	56	56	250	200	145	290	75	75	30	20	5,409	8,454	5,409	8,460	10,008	
10	117	234	345	441	56	56	250	200	145	290	75	75	30	20	6,010		6,010	9,400	11,120	
11	117	234	345	441	56	56	250	200	145	290	75	75	30	20	6,611		6,611	10,340	12,232	
12	234	234	690	441	56	56	250	200	290	290	75	75	30	20	7,203		7,212	11,280	13,344	
13	234	234	690	441	56	56	250	200	290	290	75	75	30	20			7,813	12,220	14,456	

(a) The General University Fees for SSW, MPA HFTD, Law Day/Eve, Full Time MBA as well as for the other regional campuses are not prorated per credit.

(b) Law School summer and winter charges per credit are based on the evening division tuition plus prorated General University Fee.

(c) GUF rate for Grad Assistants will be a flat rate per semester of \$141.

**UNIVERSITY OF CONNECTICUT
Program Fee Charges By Credit**

Credits	Master of Engineering	Nursing - Doctorate in Nursing (PM/DNP)	Nursing - Nurse Practitioner (AGPCNP/AGAC NP/FNP/NNP)	Nursing - Certificate Entry in Nursing BS (CEIN_BS)	Social Work Extension	Online Graduate Certificates and Programs, Survey Research, GIS and Post Secondary Disability Cert	Business MSFRM per credit	Business (PTMBA) / (MSHRM) per credit	Business MSBAPM per credit	Business MSA per credit	Business Accounting Certificate Program (ACP)	Business Fee-Based Programs (Other) Non ACP- Per Credit	LL.M. INSURANCE LAW	LL.M. U.S. Legal LAW, Executive LLM, LLM-Energy & Environmental Law & LLM-Human Rights & Social Justice
2019-20														
1	1,300	925	925	810	906	825	1,425	975	975	875	875	975	1,326	1,215
2	2,600	1,850	1,850	1,620	1,812	1,650	2,850	1,950	1,950	1,750	1,750	1,950	2,652	2,430
3	3,900	2,775	2,775	2,430	2,718	2,475	4,275	2,925	2,925	2,625	2,625	2,925	3,978	3,645
4	5,200	3,700	3,700	3,240	3,624	3,300	5,700	3,900	3,900	3,500	3,500	3,900	5,304	4,860
5	6,500	4,625	4,625	4,050	4,530	4,125	7,125	4,875	4,875	4,375	4,375	4,875	6,630	6,075
6	7,800	5,550	5,550	4,860	5,436	4,950	8,550	5,850	5,850	5,250	5,250	5,850	7,956	7,290
7	9,100	6,475	6,475	5,670	6,342	5,775	9,975	6,825	6,825	6,125	6,125	6,825	9,282	8,505
8	10,400	7,400	7,400	6,480	7,248	6,600	11,400	7,800	7,800	7,000	7,000	7,800	10,608	9,720
9	11,700	8,325	8,325	7,290	8,154	7,425	12,825	8,775	8,775	7,875	7,875	8,775	11,934	10,935
10	13,000	9,250	9,250	8,100	9,060	8,250	14,250	9,750	9,750	8,750	8,750	9,750	13,260	12,150
11	14,300	10,175	10,175	8,910	9,966	9,075	15,675	10,725	10,725	9,625	9,625	10,725	14,586	13,365
12	15,600	11,100	11,100	9,720	10,872	9,900	17,100	11,700	11,700	10,500	10,500	11,700	15,912	14,580
13	16,900	12,025	12,025	10,530	11,778	10,725	18,525	12,675	12,675	11,375	11,375	12,675	17,238	15,795
2020-21														
1	1,300	925	925	867	940	825	1,500	1,050	1,050	900	900	1,050	1,326	1,276
2	2,600	1,850	1,850	1,734	1,880	1,650	3,000	2,100	2,100	1,800	1,800	2,100	2,652	2,552
3	3,900	2,775	2,775	2,601	2,820	2,475	4,500	3,150	3,150	2,700	2,700	3,150	3,978	3,828
4	5,200	3,700	3,700	3,468	3,760	3,300	6,000	4,200	4,200	3,600	3,600	4,200	5,304	5,104
5	6,500	4,625	4,625	4,335	4,700	4,125	7,500	5,250	5,250	4,500	4,500	5,250	6,630	6,380
6	7,800	5,550	5,550	5,202	5,640	4,950	9,000	6,300	6,300	5,400	5,400	6,300	7,956	7,656
7	9,100	6,475	6,475	6,069	6,580	5,775	10,500	7,350	7,350	6,300	6,300	7,350	9,282	8,932
8	10,400	7,400	7,400	6,936	7,520	6,600	12,000	8,400	8,400	7,200	7,200	8,400	10,608	10,208
9	11,700	8,325	8,325	7,803	8,460	7,425	13,500	9,450	9,450	8,100	8,100	9,450	11,934	11,484
10	13,000	9,250	9,250	8,670	9,400	8,250	15,000	10,500	10,500	9,000	9,000	10,500	13,260	12,760
11	14,300	10,175	10,175	9,537	10,340	9,075	16,500	11,550	11,550	9,900	9,900	11,550	14,586	14,036
12	15,600	11,100	11,100	10,404	11,280	9,900	18,000	12,600	12,600	10,800	10,800	12,600	15,912	15,312
13	16,900	12,025	12,025	11,271	12,220	10,725	19,500	13,650	13,650	11,700	11,700	13,650	17,238	16,588

Note: The University also offers an Executive MBA program at \$90,000

UNIVERSITY OF CONNECTICUT
 Fee Summary - Non-mandatory Tier II

	<u>FY2020</u>	<u>FY2021</u>	<u>\$ Change</u>	<u>% Change</u>	
Acceptance Fees					
Enrollment Deposit	\$ 300	\$ 300	\$ -	0.0%	
Law (day and evening)	\$ 250	\$ 250	\$ -	0.0%	Law School charges incoming JD students two separate \$250 seat deposits for a total of \$500
Law LLM	\$ 500	\$ 500	\$ -	0.0%	
Law SJD	\$ 500	\$ 500	\$ -	0.0%	
Executive MBA	\$ 1,800	\$ 1,800	\$ -	0.0%	
Full-time MBA	\$ 500	\$ 500	\$ -	0.0%	
Business BAPM	\$ 500	\$ 500	\$ -	0.0%	
Business MDFRM	\$ 500	\$ 500	\$ -	0.0%	
Certification in Risk Management	\$ 500	\$ 500	\$ -	0.0%	
Business MS HR Management	\$ 500	\$ 500	\$ -	0.0%	
Business ABC HR Management	\$ 100	\$ 100	\$ -	0.0%	
Social Work (MS)	\$ 60	\$ 60	\$ -	0.0%	
Doctor of Physical Therapy	\$ 1,000	\$ 1,000	\$ -	0.0%	
Nursing (MS)	\$ 1,000	\$ 1,000	\$ -	0.0%	
Nursing (MD/DMP)	\$ 1,000	\$ 1,000	\$ -	0.0%	
Nursing (DNP)	\$ 1,000	\$ 1,000	\$ -	0.0%	
Nursing (PhD)	\$ 1,000	\$ 1,000	\$ -	0.0%	
Nursing (CEIN)	\$ 1,000	\$ 1,000	\$ -	0.0%	
Activity Fee					
Storrs Graduate	\$ 16	\$ 16	\$ -	0.0%	
Law (day and evening)	\$ 82	\$ 82	\$ -	0.0%	
Law LLM	\$ 82	\$ 82	\$ -	0.0%	
Social Work	\$ 25	\$ 25	\$ -	0.0%	
Summer Session (undergrad/graduate)	\$ 16	\$ 16	\$ -	0.0%	
Full-time MBA	\$ 16	\$ 16	\$ -	0.0%	
Application Fee					
Storrs Undergraduate	\$ 80	\$ 80	\$ -	0.0%	
Regionals Undergraduate	\$ 80	\$ 80	\$ -	0.0%	
Law (day and evening)	\$ 60	\$ 60	\$ -	0.0%	
Law SJD	\$ 100	\$ 100	\$ -	0.0%	
Law LLM	\$ 75	\$ 75	\$ -	0.0%	
Social Work	\$ 55	\$ 55	\$ -	0.0%	
BGS	\$ 95	\$ 95	\$ -	0.0%	
Graduate	\$ 75	\$ 75	\$ -	0.0%	
Study Abroad	\$ 25	\$ 25	\$ -	0.0%	
Bad Check Charge					
	\$ 25	\$ 25	\$ -	0.0%	
Continuous Registration Fee					
Storrs Campus & Law Students	\$ 400	\$ 400	\$ -	0.0%	
Regional Campus Students	\$ 100	\$ 100	\$ -	0.0%	

UNIVERSITY OF CONNECTICUT
 Fee Summary - Non-mandatory Tier II

	<u>FY2020</u>	<u>FY2021</u>	<u>\$ Change</u>	<u>% Change</u>	
Course Credit by Exam - Storrs	\$ 10	\$ 10	\$ -	0.0%	
German Section Admin Charge (summer)	\$ 350	\$ 350	\$ -	0.0%	
ID Card Replacement	\$ 30	\$ 30	\$ -	0.0%	
Late Fee					
Storrs Undergrad	\$ 150	\$ 150	\$ -	0.0%	Additional \$150 after add/drop period
Storrs Graduate, MBA (per day)	\$ 150	\$ 150	\$ -	0.0%	Additional \$150 after add/drop period
Law (per day)	\$ 150	\$ 150	\$ -	0.0%	Additional \$150 after add/drop period
Social Work Step	\$ 150	\$ 150	\$ -	0.0%	Additional \$150 after add/drop period
Social Work	\$ 150	\$ 150	\$ -	0.0%	Additional \$150 after add/drop period
Materials Fees - Majors (per semester)					
Post-Baccalaureate Certificate in Pre-Medicine / Dentistry	\$ 1,500	\$ 1,500	\$ -	0.0%	
Parking Decal (Temporary) Storrs, MBA	\$ 2	\$ 2	\$ -	0.0%	
Parking Decal (Replacement) Storrs, MBA	\$ 10	\$ 10	\$ -	0.0%	
Parking Fees - Commuters					
Storrs	\$72 - \$188	\$72 - \$188	\$ -	0.0%	
Regional Campuses	Per the Rates Specified by Parking Services				
Law School	Per the Rates Specified by Parking Services				
Garages	\$ 440	\$ 440	\$ -	0.0%	
Parking Fees					
Graduate Assistants - Storrs	\$72 - \$188	\$72 - \$188	\$ -	0.0%	
Residents	\$72 - \$188	\$72 - \$188	\$ -	0.0%	
Summer	\$ 10	\$ 10	\$ -	0.0%	
'C' Lot Storage/Remote	\$ 48	\$ 48	\$ -	0.0%	
Ratcliffe Hicks Degree Process (One-time)	\$ 300	\$ 300	\$ -	0.0%	
Reinstatement Fee					
Storrs - Graduate & MBA	\$ 65	\$ 65	\$ -	0.0%	
Law	\$ 10	\$ 10	\$ -	0.0%	
Senior Citizen Audit Fee - Credit Ext.	\$ 15	\$ 15	\$ -	0.0%	
Social Work Enrollment Fee Step Program	\$ 20	\$ 20	\$ -	0.0%	
Study Abroad - undergrad/one-time	\$ 475	\$ 475	\$ -	0.0%	
Study Abroad - Law School/one-time	\$ 475	\$ 475	\$ -	0.0%	
Summer Enrollment Fee					
Degree	\$ 45	\$ 45	\$ -	0.0%	
Non-Degree	\$ 65	\$ 65	\$ -	0.0%	
UconnPIRG (optional)					
Storrs	\$ 5	\$ 5	\$ -	0.0%	
VISA Compliance Fee	\$ 700	\$ 700	\$ -	0.0%	J-1 and F-1 Visa Holders. Waived for Graduate Assistants

UNIVERSITY OF CONNECTICUT
Annual Graduate General University Fee Rates
FY20 and FY21

Credits	FY20		FY21	
	GA	Non GA	GA	Non GA
1	\$ 294	\$ 294	\$ 294	\$ 294
2	\$ 294	\$ 294	\$ 294	\$ 294
3	\$ 294	\$ 294	\$ 294	\$ 294
4	\$ 294	\$ 294	\$ 294	\$ 294
5	\$ 588	\$ 588	\$ 588	\$ 588
6	\$ 282	\$ 588	\$ 282	\$ 588
7	\$ 282	\$ 588	\$ 282	\$ 588
8	\$ 282	\$ 588	\$ 282	\$ 588
9	\$ 282	\$ 882	\$ 282	\$ 882
10	\$ 282	\$ 882	\$ 282	\$ 882
11	\$ 282	\$ 882	\$ 282	\$ 882
12	\$ 282	\$ 882	\$ 282	\$ 882

GA's offered waiver per collective bargaining - \$300 Semester FY21

A large, stylized oak leaf graphic in a dark blue color, positioned on the left side of the slide. The leaf has a prominent vein structure and a lobed edge.

Five Year Tuition Plan FY21 – FY25

Board of Trustees
December 11, 2019

UConn

Why Are We Talking About Tuition?

We are at the end of the prior 4-year plan, and need to set tuition for 2020-2021.

Prior Four-Year Plan



	2016-17		2017-18		2018-19		2019-2020	
	Resident	Non-Resident	Resident	Non-Resident	Resident	Non-Resident	Resident	Non-Resident
Tuition Amount	11,224	33,016	11,999	34,066	12,849	35,216	13,799	36,466
Dollar Increase	\$700	\$950	\$775	\$1,050	\$850	\$1,150	\$950	\$1,250
New Revenue	\$15.3M		\$17.0M		\$18.6M		\$20.6M	
New Financial Aid	\$2.5M		\$2.8M		\$3.0M		\$3.4M	
Net New Revenue	\$12.8M		\$14.2M		\$15.6M		\$17.2M	



Why Do We Have To Raise Tuition?

To protect academic quality, in the face of rising costs.

Protecting Academic Quality

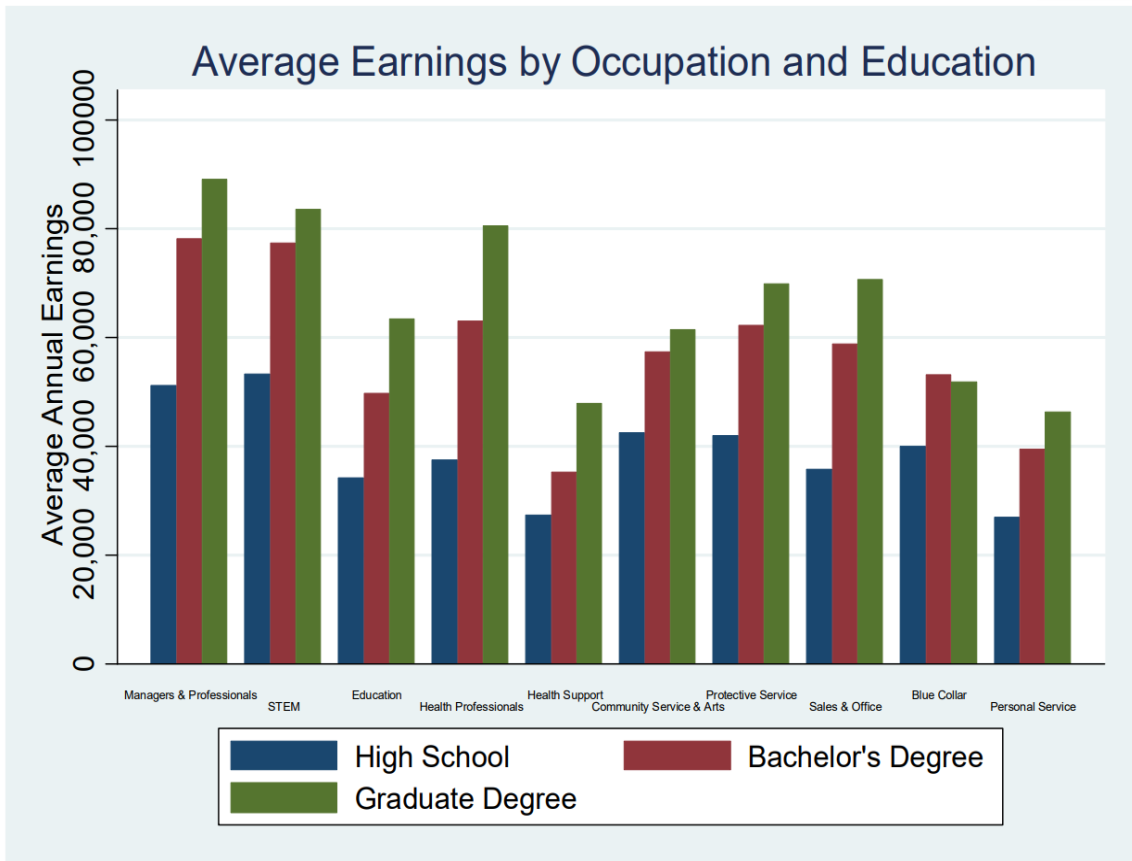
UConn has improved dramatically over the last generation, including reduced time to graduation and increased educational quality

- Top 25 Public National University (24th) in *U.S. News and World Report*
- Highest ever average mean SAT score
- 37% of undergraduate students from diverse backgrounds
- Decreased average time to degree to 4.2 years
- 32% increase in STEM Bachelor's degrees (since FY13)
- Reduced class size throughout general education and science courses
- Increased academic quality of students

Returns to College Education

Even as costs are rising, a college degree is a great investment

- A college education delivers financial returns that exceed most Wall Street investments
- The Center on Education and the Workforce at Georgetown University estimated that *those with bachelor degrees earn 75% more, on average, than those with only high school education*
- Ashenfelter and Krueger (1994) estimated that each year of schooling increases wages by 12% to 16%



Source: Oreopoulos, P. and U. Petronijevic. 2013. "Making College Worth It: A Review of Research on the Returns to Higher Education." NBER Working Paper 19053.

UConn Student Success

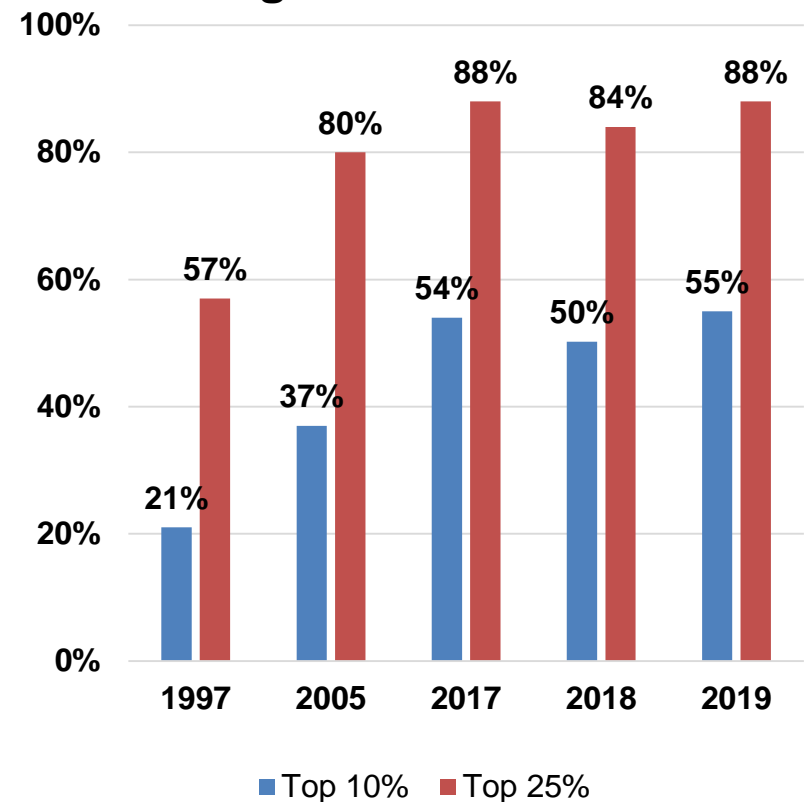
The increasing quality of our Freshman class is very strong, with average SAT scores ranking in the 90th percentile nationally.

Mean SAT scores of Storrs Campus entering freshmen for Fall 2019 is 1296

- National Mean SAT is 1059
- CT Mean SAT is 1046

The class rank of entering Freshmen continues to be competitive, with more than half being in the top 10% of graduating high school classes

High School Class Rank

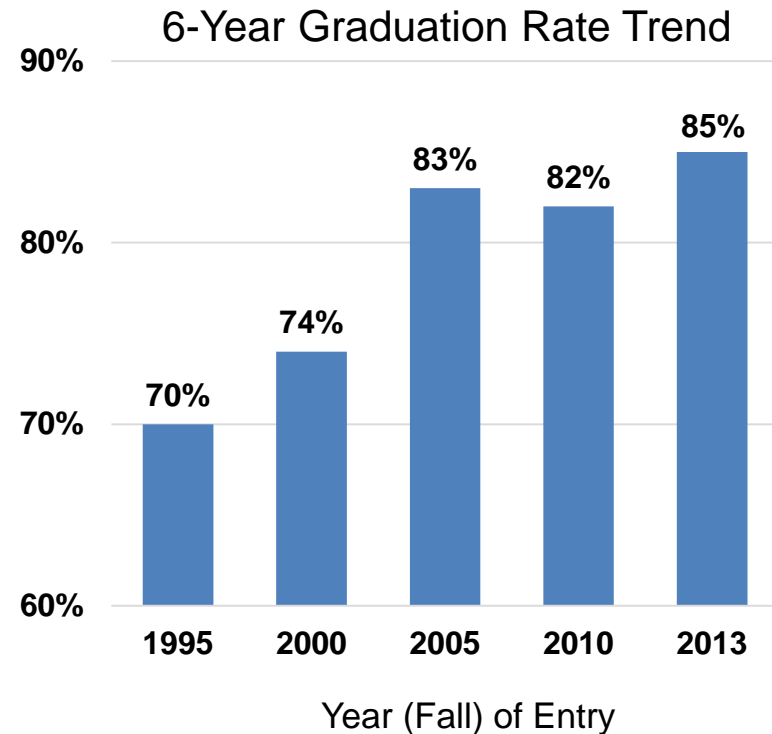
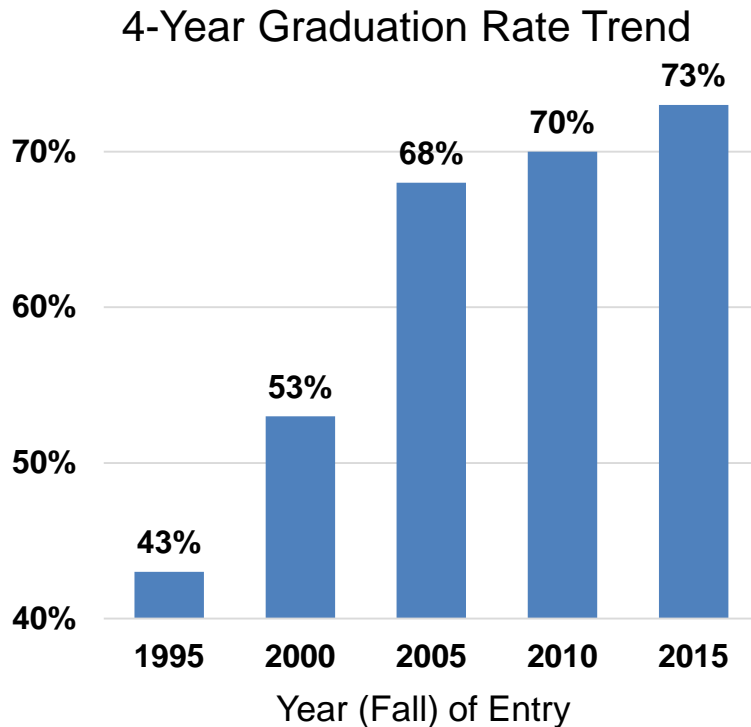


Data: Storrs Campus

UConn Student Success

UConn is one of the best in the nation at graduating students in 4 years.

- Average time to degree of 4.2 years ranks 4th among National Public Research Universities
- Fall 2013 entering cohort had a 6-year graduation rate (in 2019) of 85%



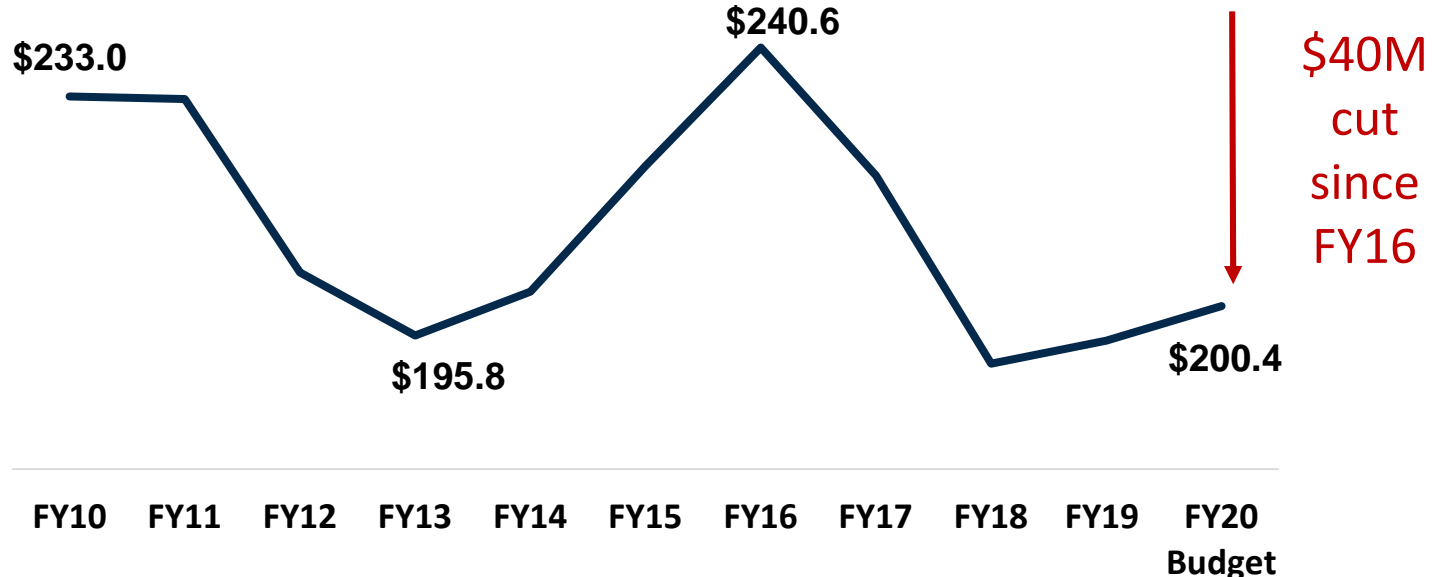
Data: Storrs Campus

Economic Uncertainty

State block grant uncertainty creates budget pressure

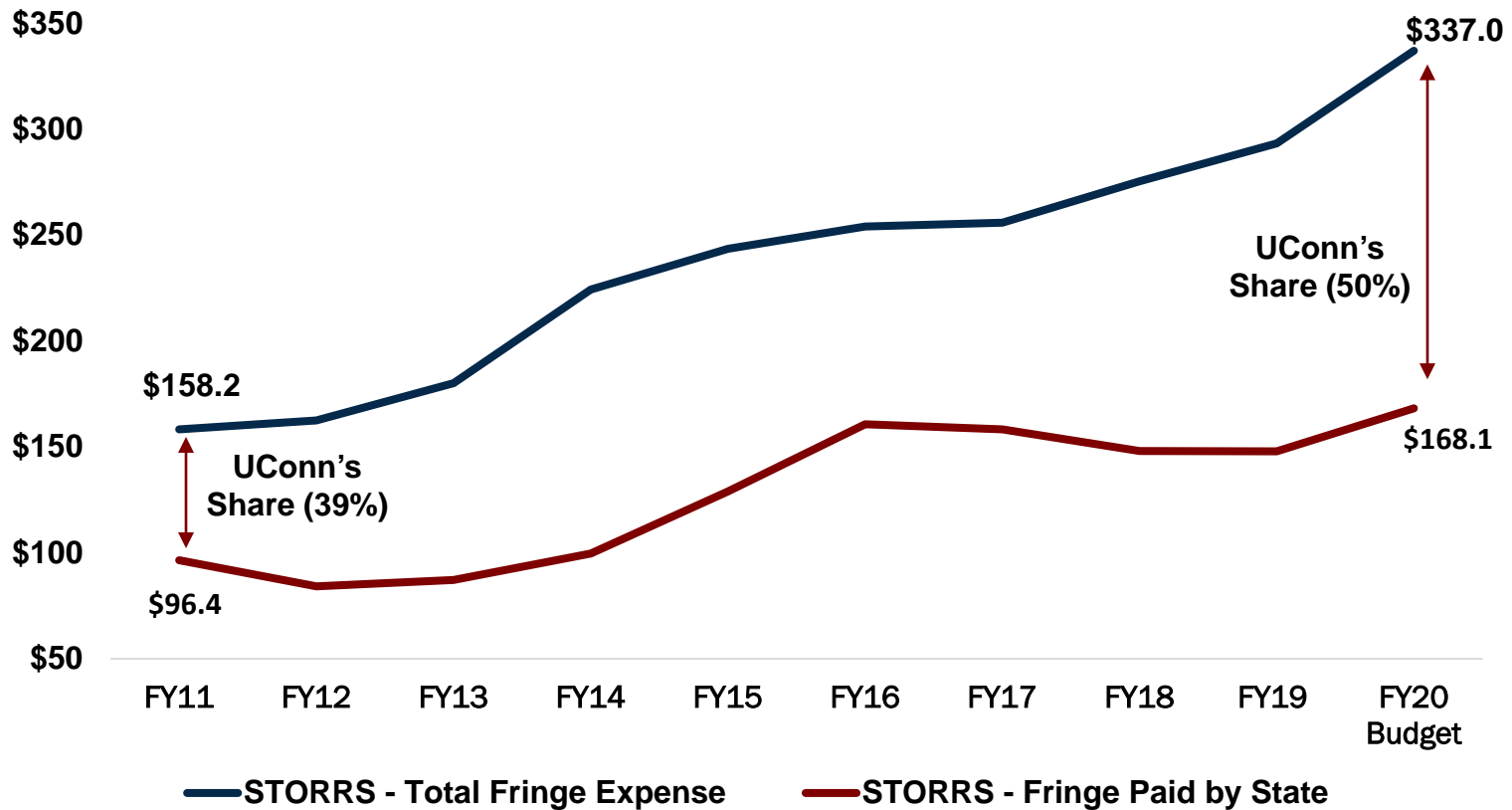
The State Block Grant, which funds 47% of employee salaries, has averaged ~\$214M per year since FY10. The FY19 budgeted Block Grant is ~\$14M less than the 10-year average

The remaining 53% of employees are funded by non-State revenue sources including tuition and fees, auxiliary enterprises, research, grants and contracts, foundation, and sales and services



Increasing Costs

The Largest Increase in Cost for UConn is State Employee Fringe Benefits

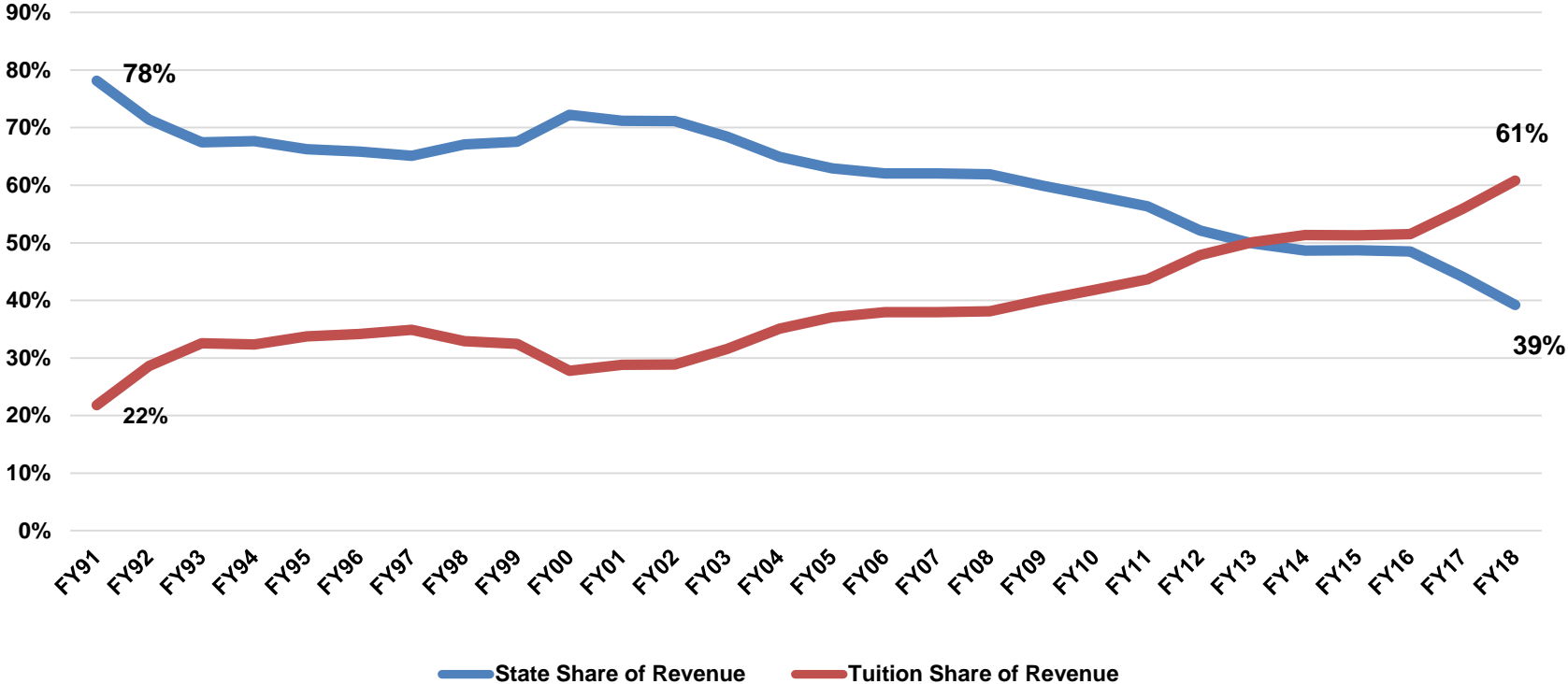


Fringe rates are determined by the State Comptroller's Office. UConn has no input or control over these rates.

Tuition Replaces Lost State Support

As total State support declines, UConn has relied more on tuition

Share of Revenue per Student



Addressing the Budget Gap

UConn continues to cut costs, not relying only on tuition increases

- Closed Torrington Campus
- 100 layoffs at the end of FY16
- 3%-5% annual cuts to academic departments in each of the last 4 years
- Merged UConn and UConn Health Fire and Police Departments to save \$1M in FY18 by reducing overtime, reducing FTE count, consolidating leadership, changes in service delivery, etc.
- Through a program called Spend Smart, over 200 initiatives were implemented by over 37 departments, schools/colleges and units totaling nearly \$29M in savings.
- Centralized regional campus leadership, enrollment management, financial controls, HR, procurement, software systems and student services to Storrs.
- Continually identifying expense reductions, revenue enhancements, cost avoidance and operational efficiencies
- Coordination, collaboration and consolidation between UConn and UConn Health ongoing

A New Approach to Setting Tuition

Proposed: A Simple, Transparent Formula for Setting Tuition

Tuition =

Prior Year Tuition

+ inflation

+ changes in State support:

 Fringe benefit costs on tuition

 Block Grant

 other State-mandated changes

+ flat \$100 increase

Proposed 2020-2021 In-State Tuition

2020-2021 Tuition =

2019-2020 Tuition	\$13,798
+ inflation (Higher Education Price Index, 2.8%)	\$387
+ changes in State support:	
Fringe benefit costs on tuition	\$121
Block Grant	\$0
other State-mandated changes	\$0
<u>+ flat \$100 increase</u>	<u>\$100</u>
	\$608 increase
2020-2021 Tuition =	\$14,406

Proposed 5 Year Tuition Plan

Projection based on our new formula,
resulting in the lowest increases in years

	2020-21		2021-22		2022-23		2023-2024		2024-2025	
	Resident	Non-Resident	Resident	Non-Resident	Resident	Non-Resident	Resident	Non-Resident	Resident	Non-Resident
Tuition Amount	\$14,406	\$37,074	\$15,031	\$37,699	\$15,673	\$38,341	\$16,333	\$39,001	\$17,012	\$39,680
Dollar Increase	\$608	\$608	\$625	\$625	\$642	\$642	\$660	\$660	\$679	\$679
New Revenue	\$16.5M		\$17.6M		\$17.9M		\$18.3M		\$18.6M	
New Financial Aid	\$6.5M		\$6.6M		\$6.7M		\$6.8M		\$6.8M	
Net New Revenue	\$10.0M		\$11.0M		\$11.2M		\$11.5M		\$11.8M	

Cost of Attendance – FY21 Proposed

Proposed tuition rates plus current mandatory fees, room and board

	In-State	Out-of-State
Tuition ⁽¹⁾	\$14,406	\$37,074
Mandatory Fees ⁽²⁾	3,428	3,428
Subtotal	\$17,834	\$40,502
Room & Board ⁽²⁾	13,258	13,258
Direct Cost of Attendance	\$31,092	\$53,760

(1) With institutional financial aid, average in-state tuition paid = \$9,200

(2) Subject to change

Financial Aid

As cost of attendance rises, UConn is committed to increasing aid

Undergraduate & Graduate Aid (\$M)	FY17	FY18	FY19	FY20 Forecast	FY21 Estimate	FY17-FY21 Change
University Supported (Tuition)	\$97.4	\$104.0	\$115.0	\$123.4	\$130.0	\$32.6
State (Roberta Willis Scholarship)	9.0	8.9	9.0	9.8	9.8	0.8
Federal (Pell/SEOG)	28.2	31.2	35.3	35.9	36.8	8.6
Other*	26.2	26.2	29.1	31.0	32.6	6.4
Total Aid in Budget	\$160.8	\$170.3	\$188.4	\$200.1	\$209.2	\$48.4

*Other funding comes from external sources such as the Foundation, endowments, parking fines, sales of goods and services, etc.

Financial Aid

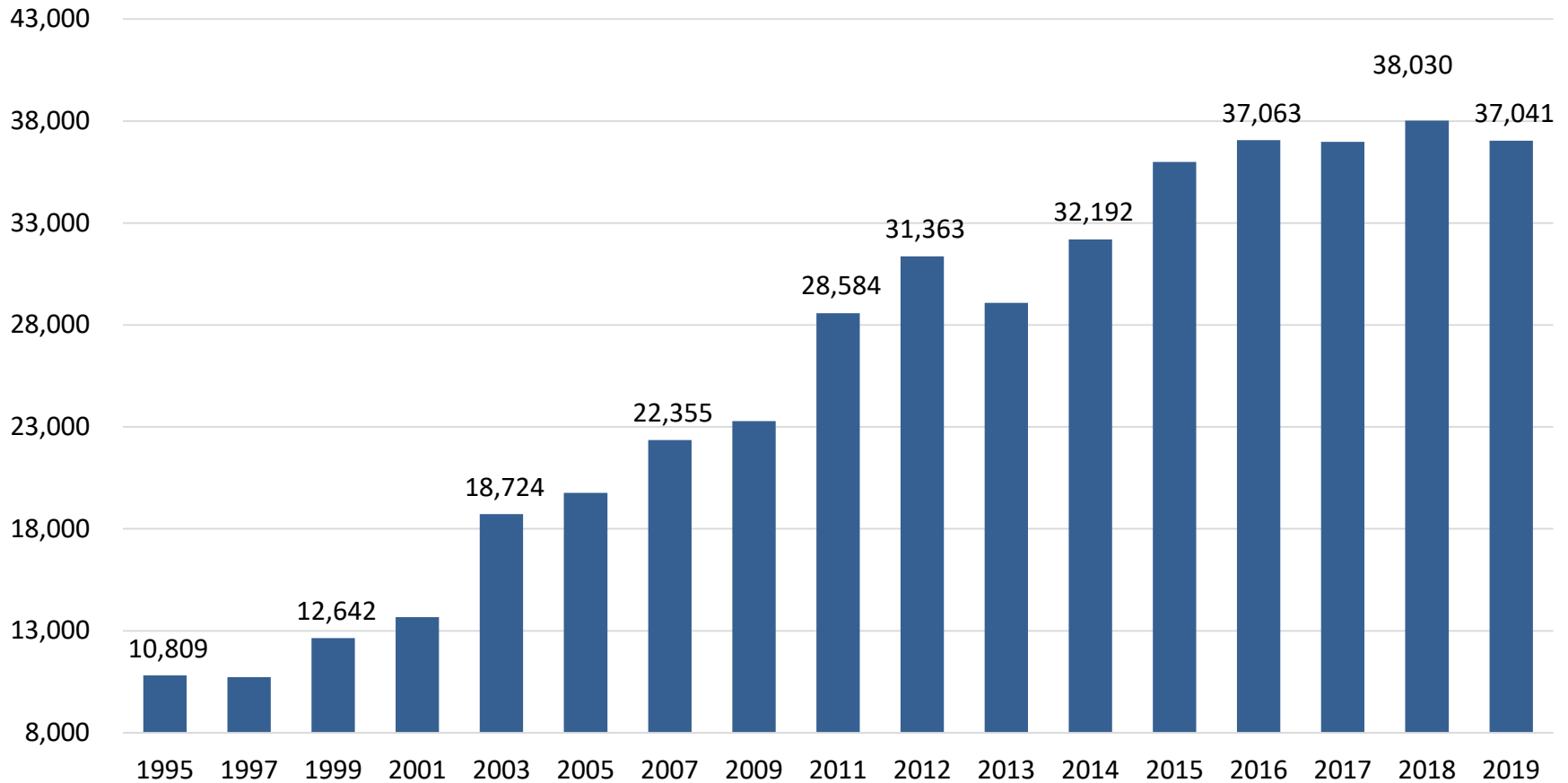
50% of UConn students received University funded financial aid

	Amount Awarded	Number of Students	Percent of Students
UConn Gift Aid	\$102.3M	12,070	50%
Roberta B. Willis Grant	\$8.9M	1,909	8%
Federal SEOG	\$1.5 M	385	2%
Federal Pell Grant	\$31.1M	6,554	27%
Federal Direct Stafford Loans	\$66.9M	10,561	44%
Financial Aid from All Sources	\$348M	17,837	74%

50% of students receive University financial aid.

Protecting UConn Demand

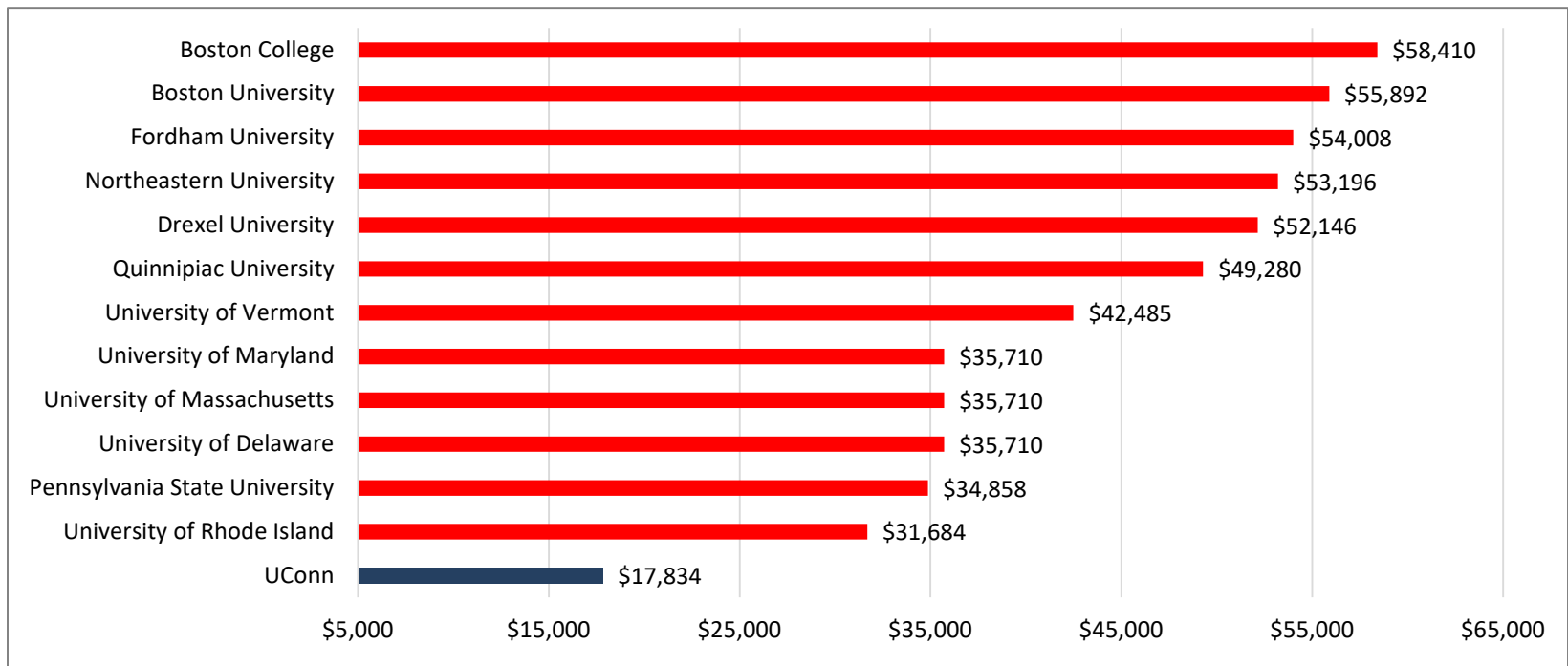
Maintaining competitive tuition and financial aid protects demand



Data: Storrs & Regional Campuses

Tuition and Fees vs. Competitors

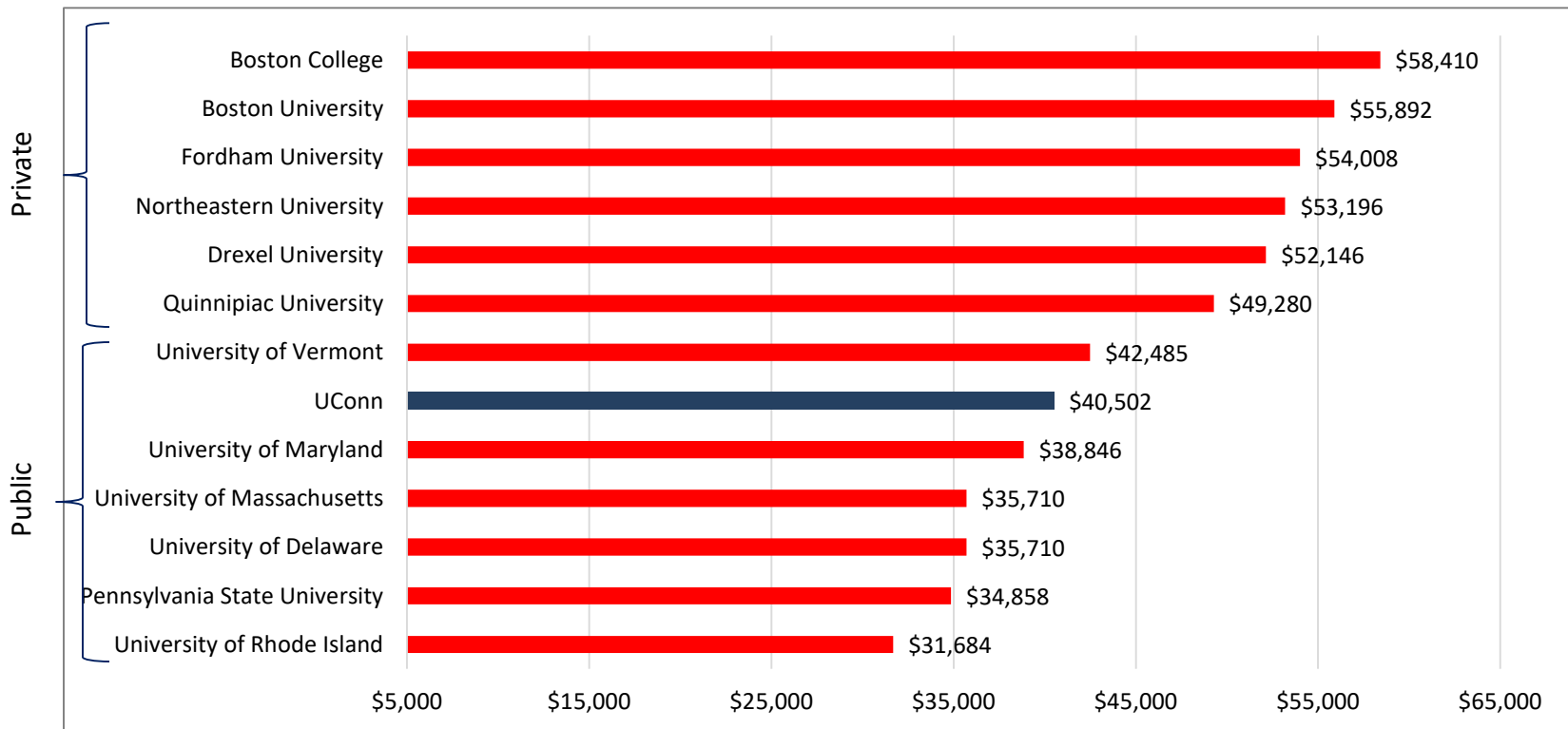
For Connecticut residents, UConn offers the best value, even when comparing UConn's proposed FY21 rate to competitors' FY20 rates



FY20 Published Rates

Tuition and Fees vs. Competitors

For non-Connecticut residents, UConn is the second highest cost among public flagship institutions when comparing its proposed FY21 rate to competitors' FY20 rates



FY20 Published Rates