

# FY26 Fee Proposal



Student Town Hall

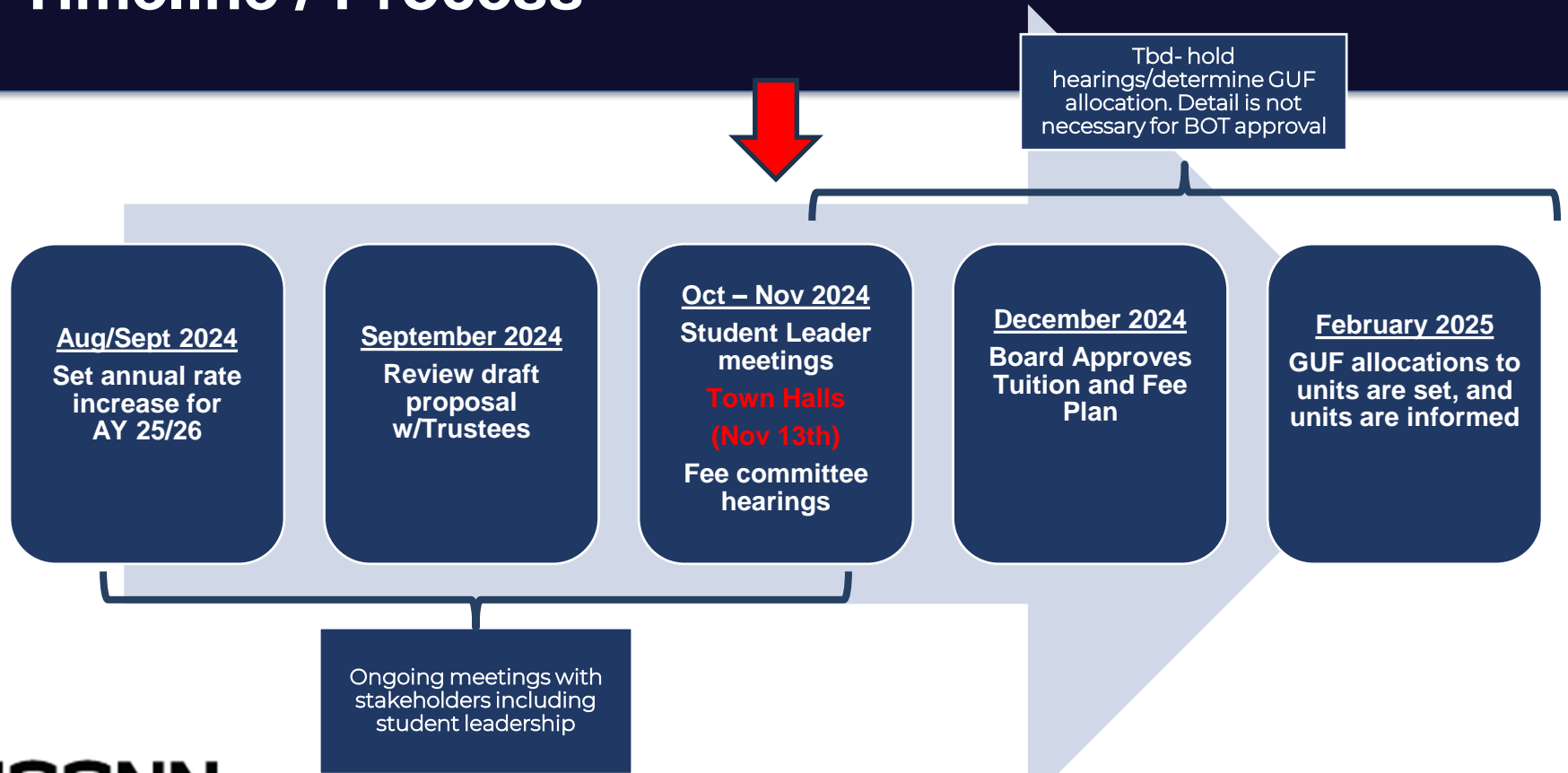
November 13, 2024

**UConn**

# Goals and Considerations

- For academic year '25/26, the administration will present a one-year rate proposal to hold tuition flat and minimal fee increases to keep pace with rising costs. (Storrs UG proposal = \$292 vs \$520 required to eliminate subsidy)
- Tuition has not been held flat since the year 2000; a pause will slow the growth of the tuition rate to ensure that UConn remains an economic value for students and families.
- The University will continue to address significant budget deficits in the next year, but covering this gap with tuition alone is not a viable strategy.
- We will work to identify opportunities to increase revenues through enrollment growth, philanthropy, and external grants and partnerships while working to reduce costs.
- The necessary resources will be provided to maintain high-quality education and student support services.

# Timeline / Process



# General University Fee

## The fee supports student-related programs and institutional services of those programs

- Athletics, including Student Tickets
- Career Development Center
- Jorgensen Performing Arts Center
- Marching Band
- One Card
- Student Activities
- Cultural Centers

Last Rate Change: 2024

Current Rate: \$1,570/ \$124/ \$1,072

Proposed Rate: \$1,668/ \$132/ \$1,170  
(Storrs/Regional/Graduate)



## Proposal Summary

Estimated Expenses	\$37M
Required Fee Increase	\$250
<u>Proposed Fee Increase</u>	
Storrs Undergrad	\$98
Regional Undergrad	\$8
Storrs Graduate	\$98

SASFAC will hold budget hearings in November 2024 with GUF-supported units and make allocation recommendations in January 2025.

# Student Health and Wellness

Student Health and Wellness offers a comprehensive set of services to ensure the health and well-being of our students

- Immediate Care
- Alcohol and other Substance Support
- Allergy Clinic
- Injury & Illness

- Pharmacy
- Preventive Care & Health Screenings
- Radiology
- Recovery Support Services
- Sexual Health & Reproductive Care
- Sports Medicine
- Travel Medicine
- Immunizations
- Lab Testing
- Mental Health
- Nutrition
- Overnight Care



Proposal Summary	
Estimated Expenses	\$25M
Required Fee Increase	\$107
Proposed Fee Increase	
Storrs Undergrad	\$80
Regional Undergrad	\$8
Storrs Graduate	\$80

Last Rate Change: 2024  
Current Rate: \$776/ \$80/ \$776  
Proposed Rate: \$856/ \$88/ \$856  
(Storrs/Regional/Graduate)

# Infrastructure Maintenance Fee

The University continues to make improvements to campus and modernize its infrastructure


## Infrastructure Maintenance Fee

- Directly supports maintenance costs for classrooms, buildings, and infrastructure and payments towards select debt-financed infrastructure improvements
- Preventative maintenance of assets is required to drive down operational expenses

Last Rate Change: 2024

Current Rate: \$618/ \$618/ \$618


Proposed Rate: \$688/ \$688/ \$688  
(Storrs/Regional/Graduate)



## Proposal Summary

Estimated Expenses	\$18M
Required Fee Increase	\$70
<u>Proposed Fee Increase</u>	
Storrs Undergrad	\$70
Regional Undergrad	\$70
Storrs Graduate	\$70

# Transit Fee



## Students can ride on campus or across the State

### Transit Fee

- Funds campus shuttle bus service.
- Students receive access to the State’s UPass program, which provides free CT Transit passes for train and bus service throughout the State.

Last Rate Change: 2024  
 Current Rate: \$194/ \$54/ \$194  
 Proposed Rate: \$212/ \$58/ \$212  
 (Storrs/Regional/Graduate)

### Proposal Summary

Estimated Expenses	\$6M
Required Fee Increase	\$39
<u>Proposed Fee Increase</u>	
Storrs Undergrad	\$18
Regional Undergrad	\$4
Storrs Graduate	\$18

# Technology Fee

## Technology Fee

Provides all students with:

- Classroom technology for multi-modal learning
- Software for teaching and learning
- Microsoft 365
- Media-related library services

Last Rate Change: 2024

Current Rate: \$184/ \$184/ \$184

Proposed Rate: \$204/ \$204/ \$204  
(Storrs/Regional/Graduate)

**Classroom upgrades provide professors the ability to instruct hybrid audiences**

**Typical Classroom Before**



**Typical Classroom After**



## **Proposal Summary**

Estimated Expenses	\$7M
Required Fee Increase	\$54
<u>Proposed Fee Increase</u>	
Storrs Undergrad	\$20
Regional Undergrad	\$20
Storrs Graduate	\$20

### Proposed Fee Increase



# Student Activity Fees

The Student Activity and Student Government Fees fund student activities directly and are not included in the University's operating budget.

As part of the student fee process, the recommended fee increase may be less than the indicated amounts or may not be increased at all. In some instances, campuses or groups might choose not to request an increase.

Proposal Summary	'24-25	Proposed CAPPED Increase '25-26
Storrs (Student Activity Fee)	\$192	\$198
Regional (Student Government Fee)	\$60/\$70/\$80	\$62/\$72/\$82
Graduate (Student Activity Fee)	\$32	\$34



Current Student Government Fees by Campus:  
Hartford (\$60), Avery Point and Waterbury (\$70) and Stamford (\$80)

# Housing and Dining

**A 2.75% increase to the lowest housing rate will be used for continued investment in the on-campus housing program. All dining rates will increase by 2.75%. A full rate schedule will be available in December**



Rankings by total Room and Board Rates AY24/25				
	School	Room Rate	Board Rate	Room & Board
(1)	Northeastern University	\$ 12,688	\$ 8,600	\$ 21,288
(2)	Boston University	\$ 12,180	\$ 6,840	\$ 19,020
(3)	Stony Brook	\$ 11,588	\$ 7,192	\$ 18,780
(4)	Fordham University	\$ 11,000	\$ 7,660	\$ 18,660
(5)	Boston College*			\$ 17,930
(6)	Quinnipiac University*			\$ 17,260
(7)	University of Massachusetts	\$ 9,062	\$ 7,647	\$ 16,709
(8)	University of Maryland	\$ 9,562	\$ 6,097	\$ 15,659
(9)	University of Delaware	\$ 8,740	\$ 6,646	\$ 15,386
(10)	University of Rhode Island	\$ 9,110	\$ 5,350	\$ 14,460
(11)	<b>University of Connecticut</b>	<b>\$ 7,850</b>	<b>\$ 6,530</b>	<b>\$ 14,380</b>
(12)	Rutgers University*			\$ 14,376
(13)	University of North Carolina	\$ 7,736	\$ 6,068	\$ 13,804
(14)	University of Vermont*			\$ 13,776

\*do not report split between room and board

# Visa Compliance Fee



The Visa Compliance Fee is paid by enrolled students on university-sponsored F-1 and J-1 visas. It supports the costs of services provided to international students at Storrs and regional campuses.

- ❑ Graduate students who hold Graduate Assistantships and exchange students attending UConn through bilateral exchange agreements are exempt from the fee.
- ❑ Increase from \$350/semester to \$450/semester or \$200 per academic year.
- ❑ The Visa Compliance Fee has not increased since its inception in 2017.
- ❑ Results in an annualized increase of 3.2% over the eight years since the fee's inception.

# Undergraduate Storrs

## Proposal:

- ❑ Tuition will remain unchanged. Various fees will increase and be allocated to student support services, including SHaW, GUF, transit, and the student activity fee.
- ❑ The Infrastructure Maintenance Fee (IMF) and Technology Fee will increase to reflect rising facility and technology costs.
- ❑ The lowest housing and dining options will increase by 2.75%.

Academic Year	'24-25	Proposed '25-26	Change
Tuition (In-State)	\$17,010	\$17,010	\$0
General University Fee	1,570	1,668	98
Student Health Services	776	856	80
Student Recreation Center Fee	500	500	0
Infrastructure Maintenance Fee	618	688	70
Technology Fee	184	204	20
Transit Fee	194	212	18
Student Activity Fees	192	198	6
<b>Total, Commuting Student (In-State)</b>	<b>\$21,044</b>	<b>\$21,362</b>	<b>\$292 / 1.4%</b>

<b>Total, Commuting Student (Out-of-State)</b>	<b>\$43,712</b>	<b>\$44,004</b>	<b>\$292 / 0.7%</b>
--	-----------------	-----------------	---------------------

Regular Double Room/ Value Meal Plan	\$14,380	\$14,776	\$396
<b>Total, On-Campus Student (In-State)</b>	<b>\$35,424</b>	<b>\$36,112</b>	<b>\$688 / 2.0%</b>

<b>Total, On-Campus Student (Out-of-State)</b>	<b>\$58,092</b>	<b>\$58,780</b>	<b>\$688 / 1.2%</b>
--	-----------------	-----------------	---------------------

# Undergraduate Regionals

## Proposal:

- ❑ Regional Campus students will see a \$112 increase for commuting students.
- ❑ Tuition will remain unchanged.- Various fees will increase and be allocated to student support services, including SHaW, GUF, transit, and the student activity fee.
- ❑ The Infrastructure Maintenance Fee (IMF) and Technology Fee will increase to reflect rising facility and technology costs.

Academic Year	'24-25	Proposed '25-26	Change
Tuition (In-State)	\$17,010	\$17,010	\$0
General University Fee	124	132	8
Student Health Services	80	88	8
Infrastructure Maintenance Fee	618	688	70
Technology Fee	184	204	20
Transit Fee	54	58	4
Student Government*	70	72	2
<b>Total, Commuting Student (In-State)</b>	<b>\$18,140</b>	<b>\$18,252</b>	<b>\$112 / 0.7%</b>

<b>Total, Commuting Student (Out-of-State)</b>	<b>\$40,808</b>	<b>\$40,920</b>	<b>\$112 / 0.3%</b>
--	-----------------	-----------------	---------------------

\*Student Government Fees are different at Hartford (\$60) and Stamford (\$80)

Housing available at Stamford Campus - rates will be available in December

# Graduate Storrs

## Proposal:

- ❑ Tuition will remain unchanged. Various fees will increase and be allocated to student support services, including SHaW, GUF, transit, and the student activity fee.
- ❑ The IMF and Technology Fee will increase to reflect rising facility and technology costs.

Academic Year	'24-25	Proposed '25-26	Change
Tuition (In-State)	\$19,512	\$19,512	\$0
General University Fee	1,072	1,170	98
Student Health Services	776	856	80
Student Recreation Center Fee	400	400	0
Infrastructure Maintenance Fee	618	688	70
Technology Fee	184	204	20
Transit Fee	194	212	18
Student Activity Fee	32	34	2
Graduate Matriculation Fee	84	84	0
<b>Total, Commuting Student (In-State)</b>	<b>\$22,872</b>	<b>\$23,160</b>	<b>\$288 / 1.3%</b>

<b>Total, Commuting Student (Out-of-State)</b>	<b>\$44,784</b>	<b>\$45,072</b>	<b>\$288 / 0.7%</b>
--	-----------------	-----------------	---------------------

Room Fee (Rate 4*) / Value Board	\$16,360	\$16,810	\$450
<b>Total, On-Campus Student (In-State)</b>	<b>\$39,232</b>	<b>\$39,970</b>	<b>\$738 / 1.9%</b>

<b>Total, On-Campus Student (Out-of-State)</b>	<b>\$61,144</b>	<b>\$61,882</b>	<b>\$738 / 1.3%</b>
--	-----------------	-----------------	---------------------

### Note- GAs receive waivers/credit for:

- ❑ IMF, GUF (\$600), Student Recreation, and the Graduate Matriculation Fee.
- ❑ GAs will see a \$218 increase, 1.0% for in-state and 0.5% for out-of-state commuters.

Fall GA Headcount	FY19	FY24	Change
Research/Other	657	848	29%
Teaching	1,215	1,265	4%
<b>Total Graduate Assistants</b>	<b>1,873</b>	<b>2,113</b>	<b>13%</b>

# Tuition Based Graduate Regional Fees

## Programs:

Oceanography (MS/PhD)- Avery Point  
TCPCG (NEAG)- AP, HARTFORD STAM, WTBY  
EDD (NEAG)- Hartford  
Public Administration- Hartford  
Public Policy- Hartford  
Social Work (MS/PhD)- Hartford  
Public Health- Farmington  
Clinical Research- Farmington  
BioMed Science- Farmington

Academic Year	'24-25	Proposed '25-26	Change
General University Fee	124	132	8
Infrastructure Maintenance Fee	618	688	70
Technology Fee	184	204	20
Transit Fee	54	58	4
Student Government	32	34	2

# Summary of Fees

Undergraduate Storrs	Undergraduate Regionals	Graduate Tuition Based Storrs	Graduate Tuition Based Regionals	Professional Based Programs
(Undergraduate Storrs Rate Schedule) Slide 12	(Undergraduate Regional Rate Schedule) Slide 13  Technology and IMF are equal to Storrs. All others at a reduced rate from Storrs or excluded from regionals	(Storrs Rate Schedule) Slide 14  IMF and Technology are equal to Undergraduate Storrs, and all others are reduced.  GAs receive specific waivers	Slide 15  Pay fees based on the regional campus graduate rate.  A limited number of programs fall under this rate schedule	Professional-based programs pay a comprehensive per-credit rate. No additional fees are assessed to these fee-based programs*  *IMF is embedded in some business program fees.



# Professional Programs

School of Business – Professional Programs per Credit			
Academic Year	'24-25	Proposed '25-26	Change
MBA	\$1,150	\$1,200	\$50
MS in Human Resource Management	\$1,150	\$1,200	\$50
MS in Social Responsibility Impact in Business	\$1,150	\$1,200	\$50
ABC in Digital Marketing Strategy	\$1,150	\$1,200	\$50
ABC in Health Care Analytics	\$1,150	\$1,200	\$50
ABC in Health Care Finance and Insurance	\$1,150	\$1,200	\$50
ABC in Human Resource Management	\$1,150	\$1,200	\$50
Certificate in Corporate and Regulatory Compliance	\$1,150	\$1,200	\$50
Long-term Health Care Management Certificate	\$1,150	\$1,200	\$50
MS in Accounting (MSA)	\$1,075	\$1,125	\$50
Accounting Fundamentals Certificate (AFC)	\$1,075	\$1,125	\$50
Advanced Business Certificate (ABC) in Accounting Analytics	\$1,075	\$1,125	\$50

# Appendix

Inflation			
Year	HEPI	CPI	National Rental
2013	1.6%	1.50%	2.70%
2014	3.0%	1.60%	5.62%
2015	2.0%	0.10%	3.58%
2016	1.3%	1.30%	6.63%
2017	3.4%	2.10%	4.69%
2018	2.9%	2.40%	2.61%
2019	2.5%	1.80%	5.63%
2020	2.0%	1.20%	16.60%
2021	2.7%	4.70%	13.50%
2022	5.2%	8.00%	12.20%
2023	4.0%	4.10%	3.80%
2024	3.4%	3.20%	3.50%